



DUKE UNIVERSITY FOOTBALL MEDIA GUIDE

2010

DUKE UNIVERSITY SPORTS INFORMATION

Room 115
Cameron Indoor Stadium
Durham, N.C. 27708

Phone: 919-684-2633
Fax: 919-684-2489
Wallace Wade Stadium Press Box Phone: 919-684-4203

STAFF DIRECTORY

Art Chase Sports Information Director

Sport Responsibilities: Football

Alma Mater: Guilford, 1991

Office: 919-684-2614

Cell: 919-599-9820

Joined Duke SID: August, 2000

Email: chasea@duaa.duke.edu



Art Chase

Sports Information
Director



Lindy Brown

Associate Sports
Information Director

Lindy Brown Associate Sports Information Director

Sport Responsibilities: Women's Basketball, Women's Golf, Women's Soccer

Alma Mater: Western Carolina, 1996

Office: 919-684-2664

Cell: 919-599-9821

Joined Duke SID: November, 1999

Email: lbrown@duaa.duke.edu

Matt Plizga Associate Sports Information Director

Sport Responsibilities: Men's Basketball, Men's Golf

Alma Mater: Penn State Erie - The Behrend College, 1999

Office: 919-668-1712

Cell: 919-812-0882

Joined Duke SID: July, 2001

Email: plizga@duaa.duke.edu



Matt Plizga

Associate Sports
Information Director



Ben Blevins

Assistant Sports
Information Director

Ben Blevins Assistant Sports Information Director

Sport Responsibilities: Football, Men's Basketball, Men's Tennis

Alma Mater: Colorado State, 2004

Office: 919-668-4393

Cell: 919-812-7146

Joined Duke SID: August, 2007

Email: bblevins@duaa.duke.edu

Chris Cook Assistant Sports Information Director

Sport Responsibilities: Baseball, Fencing, Volleyball

Alma Mater: Wofford, 2006

Office: 919-684-8708

Cell: 919-812-7141

Joined Duke SID: July, 2007

Email: cook@duaa.duke.edu



Chris Cook

Assistant Sports
Information Director

Meredith Rieder Assistant Sports Information Director

Sport Responsibilities: Men's Lacrosse, Men's Soccer, Wrestling

Alma Mater: Denison, 2002

Office: 919-684-3328

Cell: 919-812-6741

Joined Duke SID: August, 2008

Email: mrieder@duaa.duke.edu



Meredith Rieder

Assistant Sports
Information Director

Ashley Wolf Assistant Sports Information Director

Sport Responsibilities: Field Hockey, Women's Lacrosse

Alma Mater: Cornell, 2008

Office: 919-668-5739

Cell: 603-325-2225

Joined Duke SID: August, 2009

Email: awolf@duaa.duke.edu



Ashley Wolf

Assistant Sports
Information Director

Ned McGraw Sports Information Staff Assistant

Sport Responsibilities: M/W Cross Country, M/W Indoor/Outdoor Track & Field, Women's Tennis

Alma Mater: Mississippi State, 2010

Office: 919-684-2633

Cell: 662-213-2792

Joined Duke SID: August, 2010

Email: nmcgraw@duaa.duke.edu

Ned McGraw

Sports Information
Staff Assistant

Kristina Morrison Sports Information Staff Assistant

Sport Responsibilities: M/W Swimming & Diving, Rowing

Alma Mater: UNC-Wilmington, 2010

Office: 919-684-2633

Cell: 704-779-0092

Joined Duke SID: August, 2010

Email: kmorrison@duaa.duke.edu

Kristina Morrison

Sports Information
Staff Assistant

DIRECTORY

MEDIA INFORMATION

Sports Information Department	IFC
Quick Facts	1
Credits	1
Media Information	2
2010 Schedule	3
2009 Results	3
2010 Team Analysis	3
Future Opponents	3
2010 Notebook	4-5
2010 Roster	6-7
2010 Preseason Depth Chart	8
2010 Opponent SID Information	IBC
2010 ACC Composite Schedule	BC

PLAYERS

Player Biographies	10-50
--------------------	-------

STAFF

David Cutcliffe	52-57
Ron Middleton	57
Marion Hobby	58
Jim Knowles	58
Kurt Roper	59
Matt Luke	59
Jim Collins	60
Matt Lubick	60
Zac Roper	61
Derek Jones	61
Quality Control	62
Graduate Assistants	62
Administrative Staff	63
Strength & Conditioning	63
Sports Medicine	63
Academic Support	63
Football Relations	64
Video Operations	64
Equipment Staff	64
Support Staff	64
Kevin White	65
Senior Administration	66

2009 IN REVIEW

2009 Notebook	68-69
2009 Honors	69
2009 Game Summaries	70-75
2009 Statistics	76-77
2009 Starting Lineups	77
2009 ACC Standings	78
2009 ACC Award Winners	78
2009 ACC Statistics	78-80
2009 ACC & NCAA Statistical Rankings	80

HISTORY

Annual Ledger	82
Coaching Ledger	82
Annual Results	83-90
Milestone Games & Wins	90
Largest Crowds	90
Series Ledgers	91-93
Homecoming Results	93
Bowl Game Summaries	94-97
Duke Vs. Nationally-Ranked Opponents	98
Duke When Nationally-Ranked	99
Largest Comebacks	100
Overtime Games	100
Wins in Final Minute	100
Wins on Final Snap	100
Fourth Quarter Wins	101
Duke Vs. No. 1	102
Duke Vs. Reigning National Champions	102
Duke Vs. Heisman Trophy Winners	102
Lettermen	103-109
Captains	110
Honors & Awards	111-113
All-Star Game Participation	114
All-Time Assistant Coaches	114
All-Americans	115-119
College Football Hall of Fame	120
Pro Football Hall of Fame	121
Professional Draft Picks	122
NFL Roster	123
NFL Honors	124
Duke Quarterbacks	125-150

RECORDS

Passing	152-159
Rushing	160-166
Receiving	167-176
Miscellaneous Game Superlatives	177-178
Total Offense	179
All-Purpose	179
Scoring	180
Placekicking	181-182
Punting	183
Return	184-186
Defensive	187-189
Freshman	190-194
Bowl Game	195
Annual Leaders	196-201
Team	202
Scoring Superlatives	202
Long Plays	203
Annual Team Statistics	204-207
The Last Time	208

QUICK FACTS

DUKE UNIVERSITY

Location	Durham, N.C.
Founded	1838
Enrollment	6,400
Nickname	Blue Devils
School Colors	Duke Blue & White
Stadium	Wallace Wade Stadium
Capacity	33,941
Surface	Natural grass
Conference	ACC
Division	Coastal
Affiliation	NCAA I-A
President	Dr. Richard H. Brodhead
VP & Director of Athletics	Kevin M. White
Official Website	GoDuke.com

2010 DUKE FOOTBALL PREVIEW

Offense	Multiple
Defense	Multiple
2009 Overall Record	5-7
2009 ACC Record (Finish)	3-5 (5th/Coastal)
Lettermen Returning	40
<i>(19 Offense; 17 Defense; 4 Special Teams)</i>	
Lettermen Lost	15
<i>(6 Offense; 9 Defense; 0 Special Teams)</i>	
Starters Returning	18
<i>(9 Offense; 6 Defense; 3 Special Teams)</i>	
Starters Lost	7
<i>(2 Offense; 5 Defense; 0 Special Teams)</i>	

DUKE FOOTBALL COACHING STAFF

David Cutcliffe	Head Coach
Alma Mater	Alabama, 1976
Record at Duke/Years	9-15/2
Overall Record/Years	53-44/8
Ron Middleton	Associate Head Coach (TE)
	Special Teams Coordinator
Marion Hobby	Assistant Head Coach
	Defensive Coordinator (DL)
Jim Knowles	Defensive Coordinator (S)
Kurt Roper	Offensive Coordinator (QB)
Matt Luke	Offensive Coordinator (Run Game/OL)
Jim Collins	Assistant Defensive Coordinator (LB)
Matt Lubick	Passing Game Coordinator (WR)
	Recruiting Coordinator
Zac Roper	Assistant Coach (RB)
	Assistant Special Teams Coordinator
Derek Jones	Assistant Coach (DB)
Quality Control	Drew Dayton (DEF)
Quality Control	Shaun Sarrett (OFF)
Bo Hardegree	Graduate Assistant Coach (OFF)
Jomar Wright	Graduate Assistant Coach (DEF)

2010 DUKE FOOTBALL MEDIA GUIDE

EDITOR

Art Chase

ASSOCIATE EDITOR

Leslie Gaber

EDITORIAL CONTRIBUTORS

Ben Blevins
Jean O. Brooks
Chris Cook

RESEARCH ASSISTANCE

Colin Small
John Roth

PHOTOGRAPHY

Jon Gardiner, Duke Photography

PRINTING

Riverside Printing
Rocky Mount, N.C.

DUKE FOOTBALL HISTORY

First Year	1888
All-Time Record/Seasons	453-465-31/96
All-Time Bowl Record	3-5
Last Bowl Game/Year	Hall of Fame/1995
Result	34-20 loss to Wisconsin

MEDIA INFORMATION

GLENN E. (TED) MANN PRESS BOX

- Named after former Sports Information Director **Ted Mann**, the Duke press box is located on the third floor of the Finch-Yeager Building on the west side of Wallace Wade Stadium ... Admittance is by credential only for the news media and press box personnel
- Cheering in the press box will not be tolerated ... Violators of this policy will be asked to leave
- A pregame meal is provided approximately two hours before kickoff with refreshments available throughout the game
- A charter inductee of the CoSIDA Hall of Fame, Mann served the Duke athletic department for almost 47 years before retiring in 1973

PRESS CREDENTIALS

- All media attending Duke football home games must apply for and be issued press credentials ... Requests for credentials should be made in advance by email, mail or fax and directed to Sports Information Director **Art Chase**
- Priority is given to daily newspapers, major magazines and electronic media in the geographic areas of the competing teams ... Duke reserves the right to refuse any credential request deemed not to be in the best interest of the University

LOCKER ROOM POLICY

- The Duke football locker room is closed to the media at all times
- Following all home games, **David Cutcliffe** and selected student-athletes will address the media in the team meeting room on the second floor of the Yoh Football Center ... Road accommodations for Cutcliffe and Duke players to meet with the media will be made based on the respective facility

MEDIA PARKING & WILL CALL

- The media parking lot is located to the west of the Wallace Wade Stadium in the Grounds Lot off of Highway 751 ... The Media Will Call is located at the West Gate of Wallace Wade Stadium

TELEPHONES

- Courtesy telephones are installed for media use along press row in the Glenn E. "Ted" Mann Press Box ... The phones are available on a first-come, first-served basis and will accept collect calls or a credit card for billing
- Additional lines can be ordered through **Janet Madsen** at (919) 681-6871

DUKE FOOTBALL PRACTICE

- The Duke football team conducts practice Sunday and Tuesday through Friday during the regular season
- Practices are closed to the media ... Photographers should contact **Art Chase** for access

GODUKE.COM

- Game notes, statistics, feature stories and other pertinent information regarding the Duke football program can be found on GoDuke.com, the official website of Duke Athletics

COLLEGEPRESSBOX.COM

- CollegePressBox.com is the official media website for ACC football ... Access and download weekly game notes, quotes, statistics, media guides and more for the conference and each of its 12 member schools throughout the season ... Media members can apply for a password by sending an e-mail to password@collegepressbox.com

INTERVIEW PROCEDURES

- **Student-Athletes:** All interviews with Duke student-athletes must be arranged through the Sports Information Office ... Player interviews will be available Tuesday and Wednesday during a typical game week
- **Coaching Staff:** For interviews with head coach **David Cutcliffe** and the remainder of the coaching staff, please contact **Art Chase**

DUKE FOOTBALL WEEKLY MEDIA LUNCHEON

- The Duke Sports Information Department will host a weekly media luncheon each Tuesday during the season ... Due to the open week, there will be no luncheon on Tuesday, October 5
- Held in the Brooks Football Building located at the Brooks Practice Facility, the weekly event begins at 11:30 a.m. with a meal, followed by player interview availability from 12-12:30 p.m. and head coach **David Cutcliffe's** press conference from 12:30-1 p.m.
- Player and staff requests for Tuesday's luncheon should be made no later than Monday at 12 noon

CUTCLIFFE SUNDAY TELECONFERENCE

- Duke head coach **David Cutcliffe** will hold a teleconference each Sunday at 5 p.m. ... Media members should contact **Art Chase** for the call-in number and access code

ACC WEEKLY TELECONFERENCE

- The ACC will conduct a weekly teleconference for all 12 head coaches of the conference ... Media members can listen and ask questions each Wednesday beginning at 10:30 a.m. ... Because this service is for the media only, the phone number can only be given out by the ACC Media Relations office at (336) 851-6062 ... In addition, audio files of each teleconference will be available on the league's official website: TheACC.com
- The ACC teleconference will begin on Wednesday, September 1

10:30	Jim Grobe, Wake Forest
10:40	Frank Beamer, Virginia Tech
10:50	Mike London, Virginia
11:00	Tom O'Brien, N.C. State
11:10	Butch Davis, North Carolina
11:20	Randy Shannon, Miami
11:30	Ralph Friedgen, Maryland
11:40	Paul Johnson, Georgia Tech
11:50	Jimbo Fisher, Florida State
12:00	David Cutcliffe, Duke
12:10	Dabo Swinney, Clemson
12:20	Frank Spaziani, Boston College

DUKE FOOTBALL RADIO SHOW WITH DAVID CUTCLIFFE

- Each Tuesday night, veteran radio voice **Dave Nathan** and Duke head coach **David Cutcliffe** host the Duke Football Radio Show with David Cutcliffe at the Washington Duke Inn & Golf Club ... The show, which is produced by the Blue Devil ISP Sports Network, runs from 7-8 p.m. and airs live on WDNC 620 The Buzz

COACH DAVID CUTCLIFFE'S DUKE FOOTBALL SHOW

- Coach David Cutcliffe's Duke Football Show is produced by Blue Devil ISP Sports Network
- The 30-minute program features head coach **David Cutcliffe** and highlights of every Duke football game ... For broadcast information, please contact the Duke Sports Information Office

BLUE DEVIL ISP SPORTS NETWORK

- A state-wide radio audience follows all the action of Duke football on the Blue Devil ISP Sports Network
- Hall of Fame broadcaster **Bob Harris**, the voice of the Blue Devils for the past 34 seasons, calls all the action for Duke fans each game ... Beginning with Duke's 21-18 win over Tennessee to open the 1976 campaign, Harris has worked 383 consecutive Blue Devil gridiron tilts entering the 2010 season
- The 2010 season will mark analyst **Wes Chesson's** 31st year providing color commentary ... Chesson, an All-ACC receiver during his playing tenure from 1968-70, continues to hold the school single-season record for receptions with 74 in 1970, and finished his career with 164 catches for 2,399 yards and 10 touchdowns ... He went on to play with the NFL's Atlanta Falcons and Philadelphia Eagles
- **Anthony Dilweg**, the 1988 ACC Player of the Year, joins the broadcast team for his 12th season, serving as the sideline reporter ... The former Duke quarterback established school single-season records for passing yards (3,824) and touchdowns (24) in 1988 and was a third round selection of the Green Bay Packers in the 1989 NFL Draft
- The one-hour tailgate show is hosted by **John Roth** while **John Rose** is the network engineer

NETWORK DIRECTORY

Address	Blue Devil ISP Sports Network 719 Broad Street Durham, N.C. 27705
Phone	919-286-1498
Fax	919-286-0538
Website	ISPSports.com
President	Johnny Moore
General Manager	Marc Tuttle
Associate General Manager	Lane Cody
Account Executive	Jacob Powers
Senior Editor/Producer	John Roth
Play-By-Play	Bob Harris
Analyst	Wes Chesson
Sideline	Anthony Dilweg
Pregame Host	John Roth
On-site Engineer	John Rose

2010 SCHEDULE

SEPTEMBER

4	ELON	DURHAM, N.C.	7 p.m.
11	Wake Forest	Winston-Salem, N.C.	TV ¹ 12 noon
18	ALABAMA	DURHAM, N.C.	TV ² 3:30 p.m.
25	ARMY (HC)	DURHAM, N.C.	TBA

OCTOBER

2	Maryland	College Park, Md.	TBA
9	Open		
16	MIAMI	DURHAM, N.C.	TBA
23	Virginia Tech	Blacksburg, Va.	TBA
30	Navy	Annapolis, Md.	TV ³ 3:30 p.m.

NOVEMBER

6	VIRGINIA	DURHAM, N.C.	TBA
13	BOSTON COLLEGE	DURHAM, N.C.	TBA
20	Georgia Tech	Atlanta, Ga.	TBA
27	NORTH CAROLINA	DURHAM, N.C.	TBA

HC Homecoming

TV¹ Raycom

TV² ABC

TV³ CBS College Sports

2009 RESULTS (5-7 Overall; 3-5 ACC)

SEPTEMBER

5	RICHMOND	DURHAM, N.C.	L, 16-24
12	Army	West Point, N.Y.	W, 35-19
19	[22] Kansas	Lawrence, Kan.	L, 16-44
26	N.C. CENTRAL	DURHAM, N.C.	W, 49-14

OCTOBER

3	[6] VIRGINIA TECH	DURHAM, N.C.	L, 26-34
10	N.C. State	Raleigh, N.C.	W, 49-28
24	MARYLAND	DURHAM, N.C.	W, 17-13
31	Virginia	Charlottesville, Va.	W, 28-17

NOVEMBER

7	North Carolina	Chapel Hill, N.C.	L, 6-19
14	[7] GEORGIA TECH	DURHAM, N.C.	L, 10-49
21	[20] Miami	Miami, Fla.	L 16-34
28	WAKE FOREST	DURHAM, N.C.	L, 34-45

2010 TEAM ANALYSIS

LETTERMEN RETURNING (40)

OFFENSE (19): WR Tony Foster, OG Brandon Harper, OT Kyle Hill, RB Jay Hollingsworth, TE Brett Huffman, WR Austin Kelly, TE Brandon King, RB Patrick Kurunwune, OG Mitchell Lederman, OG Brian Moore, C Bryan Morgan, OT Jon Needham, TE Danny Parker, WR Matt Pridemore, QB Sean Renfree, RB Desmond Scott, WR Josh Trezvant, WR Donovan Varner, WR Conner Vernon

DEFENSE (17): DE Kenny Anunike¹, LB Adam Banks, S Lee Butler², S Jordan Byas, S Walt Canty, S Matt Daniels, DE Patrick Egboh, LB Austin Gamble, LB Tyree Glover, CB Zach Greene, NG Charlie Hatcher, LB Abraham Kromah, DE Wesley Oglesby, LB Eriks Reks, CB Chris Rwabukamba, LB Damian Thornton, CB Johnny Williams³

SPECIAL TEAMS (4): LS Jackson Anderson, P Kevin Jones, K Nick Maggio, K Will Snyderwine

¹Lettered at TE in 2009

²Lettered at CB in 2009

³Lettered at WR in 2009

LETTERMEN LOST (15)

OFFENSE (6): WR Sheldon Bell, RB Re'quan Boyette, C Jeffrey Cowart, OG Robert Drum, OG Jarrod Holt, QB Thaddeus Lewis

DEFENSE (9): DT John Drew, S Catron Gainey, LB Andrew Holoman, DT Vince Oghobaase, DE Ayanga Okpokowuruk, LB Vincent Rey, DE Jeremy Ringfield, NG Kinney Rucker, CB Leon Wright

SPECIAL TEAMS (0)

STARTERS RETURNING (18)

OFFENSE (9): OT Kyle Hill, TE Brett Huffman, WR Austin Kelly, OG Mitchell Lederman, OG Brian Moore, C Bryan Morgan, RB Desmond Scott, WR Donovan Varner, WR Conner Vernon

DEFENSE (6): S Matt Daniels, DE Patrick Egboh, NG Charlie Hatcher, LB Abraham Kromah, CB Chris Rwabukamba, LB Damian Thornton

SPECIAL TEAMS (3): LS Jackson Anderson, P Kevin Jones, K Will Snyderwine

STARTERS LOST (7)

OFFENSE (2): OG Jarrod Holt, QB Thaddeus Lewis

DEFENSE (5): S Catron Gainey, DT Vince Oghobaase, DE Ayanga Okpokowuruk, LB Vincent Rey, CB Leon Wright

SPECIAL TEAMS (0)

FUTURE OPPONENTS

2011	2012	2013	2014	2015	2016	2018
Richmond H	Fla. International H	Elon H	Kansas H	N.C. Central H	Army H	Army H
Stanford H	Memphis H	Navy H	Tulane H	Northwestern H	Louisville A	N.C. Central H
Tulane H	N.C. Central H	Georgia Tech H	Maryland H	Boston College H	Northwestern A	Baylor A
Florida State H	Clemson H	N.C. State H	Miami H	Georgia Tech H	TBA H/A	Northwestern A
Georgia Tech H	Miami H	Virginia Tech H	North Carolina H	Virginia Tech H		
Virginia Tech H	North Carolina H	Wake Forest H	Georgia Tech A	Wake Forest H		
Wake Forest H	Virginia H	Memphis A	Georgia Tech A	Army A		
Fla. International A	Stanford A	Clemson A	N.C. State A	Tulane A		
Boston College A	Florida State A	Miami A	Virginia Tech A	Maryland A		
Miami A	Georgia Tech A	North Carolina A	Wake Forest A	Miami A		
North Carolina A	Virginia Tech A	Virginia A	TBA H/A	North Carolina A		
Virginia A	Wake Forest A	TBA H/A	TBA H/A	Virginia A		

2017

Baylor	H
Northwestern	H
Army	A
TBA	H/A

2010 DUKE FOOTBALL NOTEBOOK

40 LETTERMEN, 18 STARTERS RETURN

- Duke returns 40 lettermen and 18 starters from its 2009 team that went 5-7 overall and 3-5 in ACC play
- First team All-ACC WR **Donovan Varner** (65 rec., 1,047 yards, 8 TDs) spearheads the list of nine offensive returnees that includes four linemen
- Junior S **Matt Daniels** (83 tackles) is the leading returning tackler from a year ago while senior LB **Damian Thornton** (60 tackles) and redshirt junior NG **Charlie Hatcher** (39 tackles; 7.0 TFL) also return
- All three specialist starters are back in redshirt sophomore LS **Jackson Anderson**, redshirt senior P **Kevin Jones** and redshirt junior K **Will Snyderwine**

SEVEN STARTERS LOST FROM 2009

- Headlined by QB **Thaddeus Lewis** and DT **Vince Oghobaase**, Duke loses 15 lettermen and seven starters from last year's squad
- A two-time second team All-ACC pick, Lewis became Duke's career leader in pass attempts (1,510), pass completions (877), passing yards (10,065) and passing touchdowns (67) while Oghobaase, who earned third team All-America honors in 2009, finished his career ranking among the school's top 10 in both career tackles for loss (36.5; 6th) and quarterback sacks (14.0; 5th)
- Other starters lost to graduation include S **Calron Gainey** (84 tackles in 2009), OT **Jarrod Holt** (1,348 career snaps), DE **Ayanga Okpokowuruk** (11.0 career sacks), LB **Vincent Rey** (330 career tackles; 2nd team All-ACC in 2009) and CB **Leon Wright** (10 career interceptions; HM All-ACC in 2009)

NOTING THE 2009 CAMPAIGN

- Duke's five victories last year marked the program's highest win total since 1994 when the Blue Devils went 8-4
- The Blue Devils won three road games to push their record in away tilts to 4-6 under head coach **David Cutcliffe** ... Duke had posted a road record of 3-42 in its previous eight seasons
- Led by QB **Thaddeus Lewis**, Duke ranked first in the ACC and ninth nationally in passing offense by averaging 305.0 yards per game
- Five Blue Devils received All-ACC recognition while DT **Vince Oghobaase** was a third team All-America choice by *Sporting News*
- Duke led the conference with 11 Academic All-ACC selections including two-time pick P **Kevin Jones**

FIVE DEVILS INK NFL FREE AGENT CONTACTS

- In the spring of 2010, five Duke players signed free agent contracts with respective NFL organizations
- QB **Thaddeus Lewis** (St. Louis Rams), DT **Vince Oghobaase** (Miami Dolphins), DE **Ayanga Okpokowuruk** (New York Giants), LB **Vincent Rey** (Cincinnati Bengals) and CB **Leon Wright** (New York Giants) all reached agreements with professional franchises

HEAD COACH DAVID CUTCLIFFE

- Entering his third season atop the Blue Devil gridiron program is **David Cutcliffe**
- A native of Birmingham, Ala., Cutcliffe has guided Duke to nine wins in his first two seasons after the program had amassed 10 total victories in the previous 93 outings
- Overall, Cutcliffe is 53-44 as a head coach including a 9-15 ledger with the Blue Devils

COACHING STAFF CHANGES

- In December of 2009, **Mike MacIntyre**, Duke's defensive coordinator in 2008-09, departed the staff to accept the head coaching position at San Jose State
- **Marion Hobby** was promoted to assistant head coach/defensive coordinator while **Jim Collins** was promoted to assistant defensive coordinator/linebackers
- **Jim Knowles**, the head coach at Cornell from 2004-09, was added to the coaching staff to serve as defensive coordinator/safeties
- **Matt Lubick**, a member of the Arizona State staff for the past three seasons, joined the Duke program last spring as passing game coordinator and recruiting coordinator, replacing **Scottie Montgomery** who departed Duke after accepting an assistant coaching slot with the Pittsburgh Steelers
- Former Duke standout WR **Jomar Wright** joined the staff as a graduate assistant coach after serving the last two seasons at Presbyterian College ... Wright, who caught 122 passes for 1,638 yards and nine TDs in his career from 2004-07, replaced **Charles Clark**, who joined MacIntyre on the staff at San Jose State

THREE ENROLL IN JANUARY

- Three players — QB **Brandon Connette**, TE **Cooper Helfet** & RB **Josh Snead** — enrolled at Duke in January for the spring, 2010 semester
- Connette (Corona, Calif.) and Snead (Smithfield, N.C.) both graduated from high school early while Helfet (Kentfield, Calif.) joined the Blue Devils after playing the last two seasons at Santa Rosa (Calif.) Junior College

REPLACING LEWIS

- The Blue Devils must replace four-year starting QB **Thaddeus Lewis**, who set or tied 56 school records and finished his career as one of just two players in ACC history to throw for more than 10,000 yards (N.C. State's Philip Rivers), and will do so with four scholarship QBs on the roster in 2010
- Redshirt sophomore **Sean Renfree** served as the backup to Lewis in 2009 and completed 34-of-50 (.680) passes for 330 yards with four TDs and two INTs before suffering a season-ending knee injury against Georgia Tech on November 14 ... Renfree underwent surgery to repair the torn ACL in his right knee on November 23 and his availability was limited for spring drills
- Redshirt freshman **Sean Schroeder** (third string QB in 2009) and true freshman **Brandon Connette** (enrolled at Duke in January) split the spring practice snaps in Renfree's absence
- Freshman **Anthony Boone**, who signed a national letter of intent on February 3, joined the program in July

SWITCHING SIDES

- Two Blue Devils switched from offense to defense for spring practice as **Johnny Williams** moved from wide receiver to cornerback while **Kenny Anunike** shifted from tight end to defensive end

POST-SPRING TESTING

- Redshirt junior WR **Matt Pridemore** was crowned the fastest member of the program with a recorded 40-yard dash time of 4.33 seconds
- Junior S **Lee Butler** carded the second-best 40 time at 4.38
- On the weightlifting front, redshirt senior OG **Brandon Harper** and senior LB **Damian Thornton** posted the top bench press mark at 455 pounds

EXPERIENCE LEADERS

- Senior C **Bryan Morgan** enters his final season with the Blue Devils having started 24 straight games and is the active leader in snaps played with 2,017
- Behind Morgan, the most experienced Duke players are redshirt junior OT **Kyle Hill** (1,693 snaps), redshirt senior CB **Chris Rwabukamba** (1,357), redshirt senior DE **Wesley Oglesby** (1,251) and redshirt senior TE **Brett Huffman** (1,200)

TOP TRIO OF WIDE RECEIVERS

- In senior **Austin Kelly**, junior **Donovan Varner** and sophomore **Conner Vernon**, the Blue Devils boast one of the top wide receiver trios in the nation
- Last year, the group combined for 174 receptions for 2,418 yards and 15 TDs
- Varner paced the squad with 65 catches for 1,047 yards and eight TDs ... The Miami, Fla., native led the ACC in receptions per game (5.42) and receiving yards per game (87.2)
- Vernon added 55 receptions for 746 yards and three TDs ... Also a native of Miami, he set school rookie records for catches, receiving yards and 100-yard games (3)
- Kelly, a product of Mableton, Ga., chipped in 54 grabs for 625 yards and four TDs and is one of just five returning ACC players to have caught at least two passes in all 12 regular season games a year ago
- Varner was a first team All-ACC selection in 2009 while Vernon received first team Freshman All-America honors from *Sporting News*

REDSHIRT SENIOR ENDS ON BOTH SIDES

- Duke's offense will feature a pair of redshirt senior TEs in **Brett Huffman** and **Brandon King** ... The two enter the 2010 campaign having combined for 59 pass receptions for 633 yards and nine TDs
- On defense, redshirt senior DEs **Patrick Egbob** and **Wesley Oglesby** are back for their fifth season of eligibility ... The tandem has combined for 132 tackles, 17.5 tackles for loss and 6.0 quarterback sacks

RWABUKAMBA CHOSEN IN CFL DRAFT

- Redshirt senior CB **Chris Rwabukamba** was a fourth round selection of the Hamilton Tiger-Cats in the 2010 Canadian Football League Draft
- In 34 career games as a Blue Devil, Rwabukamba has compiled 72 tackles, 12 pass breakups and one INT

ACC ACTIVE LEADER

- Duke redshirt senior P **Kevin Jones** enters his final season as the ACC's active leader in both punts and punting yardage
- Nationally, Jones ranks fourth in punts and sixth in punting yards among active players
- In 36 career games, the Austin, Texas, native has punted 200 times for 7,890 yards (38.45) with 55 boots downed inside the opponent 20 yardline against just 13 touchbacks
- On Duke's career charts, Jones ranks sixth in punts, sixth in punting yards and 12th in yards per punt average
- Jones is a two-time selection to the Academic All-ACC squad in 2008 and 2009

PAT STREAKS

- Both senior K **Nick Maggio** and redshirt junior K **Will Snyderwine** enter the 2010 season with streaks for consecutive successful PATs
- Maggio has booted 50 straight extra points for the longest active streak in the ACC and the third-longest streak in Duke history ... Snyderwine's run stands at 24 consecutive PATs
- The Duke record for consecutive successful PATs is 62 held by **Sims Lenhardt**

PRESEASON ACCOLADES

- Headlined by junior WR **Donovan Varner**, several Blue Devils received preseason honors from the various national publications
- Varner was a preseason All-ACC pick by *Athlon Sports*, *Blue Ribbon*, *Lindy's*, *Phil Steele's College Football Preview* and *YAHOO! Sports* while earning the "Best Hands" superlative for ACC receivers from *Lindy's* and *Sporting News* ... *Lindy's* also tabbed the Miami, Fla., product as the 16th-best wide receiver in the nation
- Redshirt junior K **Will Snyderwine** was a preseason second team All-ACC choice by *Athlon Sports* and *Phil Steele's College Football Preview*
- Redshirt junior OT **Kyle Hill** was a preseason third team All-ACC choice by *Athlon Sports* and fourth team selection by *Phil Steele's College Football Preview*
- Junior S **Matt Daniels** was a preseason third team all-league pick by *Phil Steele's College Football Preview* while redshirt senior TE **Brett Huffman** was a fourth team

SCHOLARSHIP AWARDED

- Redshirt junior K **Will Snyderwine**, a non-scholarship roster member for the past two seasons, was awarded a scholarship for the 2010 season
- In 2009, Snyderwine earned second team All-ACC honors after setting a school single-season record with 17 field goals in 20 attempts while making all 24 PATs

GAMBLE SHINES IN DISCUS

- In the spring of 2010, sophomore LB **Austin Gamble** became the first athlete in Duke track and field history to qualify for the NCAA Championships in the discus where he finished 20th (164-3)
- Gamble set the school record in the discus (180-10) at the NCAA Eastern Preliminary Round and also placed third at the ACC Championships to earn All-ACC honors (179-5)
- The Weston, Fla., native won the discus championship (175-8) at the Penn Relays, becoming the first Duke athlete to do so since **James O'Leary** in 1950

SPRING GAME REVIEW

- Freshman QB **Brandon Connette** rushed for 91 yards and one touchdown while throwing for 67 yards and another score to lead the Blue squad past the White unit, 24-3, in the annual Spring Game on March 27
- The Blue unit grinded out 232 yards on the ground behind the running of sophomore RB **Desmond Scott** (13 carries for 97 yards), Connette (13-91) and redshirt sophomore RB **Patrick Kurunwune** (13-44)
- The White team was led by freshman RB **Josh Snead's** 99-yard performance on the ground while redshirt junior DE **Kenny Anunike** posted a game-high nine tackles including two for loss
- Connette and redshirt freshman OT **Perry Simmons** shared the Most Improved Offensive Player honor while redshirt freshman LB **Kevin Rojas** received the Most Improved Defensive Player award ... Junior S **Jeffrey Faris** was the recipient of the Blue Devil Heart Award

GAME NO. 950 KICKS OFF 2010 SEASON

- Duke's season-opening game against Elon on September 4 will mark the school's 950th all-time football contest
- Duke owns an all-time record of 453-465-31 in 96 seasons of competition

2010 SLATE RANKS THIRD-TOUGHEST IN ACC

- Duke's 12 opponents combined for a 94-60 (.610) record last season with eight schools (Alabama [14], Boston College [8], Elon [9], Georgia Tech [11], Miami [9], North Carolina [8], Navy [10] and Virginia Tech [10]) posting eight or more victories
- Based on opponents' combined winning percentage, Duke will face the ACC's third-most difficult schedule in 2010, trailing only North Carolina (.97-60; .618) and Virginia Tech (.95-59; .617) and ahead of Miami (.92-61; .601), N.C. State (.91-64; .587), Georgia Tech (.87-64; .576), Florida State (.86-66; .566), Virginia (.82-73; .529), Maryland (.79-72; .523), Wake Forest (.77-76; .503), Clemson (.72-79; .477) and Boston College (.68-80; .460)
- The Blue Devils are joined by Miami as the only two ACC schools that will face ledgers including four opponents that reached double figures in the win column in 2009

ALABAMA TO VISIT WALLACE WADE STADIUM

- In week three (September 18), reigning national champion Alabama will visit Durham as Duke head coach **David Cutcliffe** faces his alma mater
- Cutcliffe, a native of Birmingham and 1976 graduate of Alabama, worked as an undergraduate assistant coach for the Crimson Tide under Hall of Fame head coach **Paul "Bear" Bryant**
- As the head coach at Ole Miss, Cutcliffe compiled a 2-4 record against his alma mater with wins in 2001 (27-24) and 2003 (43-28) and defeats in 1999 (30-24), 2000 (45-7), 2002 (42-7) and 2004 (28-7)
- Duke is 1-2 all-time against the Crimson Tide with a 29-26 win in the Sugar Bowl on January 1, 1945 and losses in 1972 (35-12) and 2006 (30-14)
- The Blue Devils are 3-8 all-time against teams that captured the national championship the previous season and hold a 2-1 home ledger in such games with wins over 1937 champion Pittsburgh (7-0 on November 26, 1938) and 1951 champion Tennessee (7-0 on October 4, 1952) and a loss to 1990 champion Georgia Tech (17-6 on November 2, 1991)
- Duke's stadium namesake, **Wallace Wade**, coached at both Alabama (61-13-2 record from 1923-30) and Duke (110-36-7 record from 1931-41; 46-50), guided both schools to Rose Bowl appearances (1925, 1926, 1930, 1938 & 1941) and led the Crimson Tide to national championships in 1925, 1926 and 1930 before being inducted into the College Football Hall of Fame in 1955
- Wade's bust sits outside the north entrance of the stadium that bears his name in Durham while a bronze statue of the legendary coach stands outside of Alabama's Bryant-Denny Stadium alongside Bryant, **Frank Thomas** and **Gene Stallings**

DUKE TO FACE 11TH HEISMAN TROPHY WINNER

- Alabama's trip to Durham on September 18 will bring the 11th Heisman Trophy winner to face the Blue Devils in Crimson Tide RB **Mark Ingram**
- Ingram captured college football's top honor last year after rushing for 1,542 yards and 15 TDs
- See page 102 for a complete list of Duke's games against Heisman Trophy recipients

EIGHT 2010 FOES REACHED POSTSEASON

- Seven of Duke's foes participated in bowl games last year with three winners (Alabama, 37-21 over Texas in the BCS National Championship game; Virginia Tech, 37-14 over Tennessee in the Chick-fil-A Bowl; and Navy, 35-13 over Missouri in the Texas Bowl) while Elon earned a berth in the 2009 FCS playoffs
- Other 2010 opponents to play in bowl games last year include Boston College (lost 24-13 to Southern California in the Emerald Bowl), Georgia Tech (lost 24-14 to Iowa in the Orange Bowl), Miami (lost 20-14 to Wisconsin in the Champs Sports Bowl) and North Carolina (lost 19-17 to Pittsburgh in the Meineke Car Care Bowl)

50TH ANNIVERSARY FOR COTTON BOWL CHAMPS

- This year marks the 50th anniversary of Duke's 1960 squad that went 8-3, captured the ACC championship and defeated Arkansas, 7-6, in the Cotton Bowl
- Under the direction of head coach **Bill Murray**, the Blue Devils finished the year ranked 10th nationally in the final Associated Press poll
- **Butch Allie** and **Art Browning** served as team captains
- Browning, **Dwight Bumgarner**, **Mark Leggett** and **Tee Moorman** earned All-ACC honors
- Moorman was a first team All-America choice after catching 54 passes for 476 yards and three TDs
- Leggett paced the team in rushing with 444 yards while quarterback **Don Altman** completed 80-of-119 (.672) passes for 635 yards and three TDs
- The 1960 Duke team will be honored during Duke's home game against Miami on October 16

HINES EARNS HALL OF FAME BID

- Former Duke standout wide receiver **Clarkston Hines** is one of 14 individuals in the 2010 College Football Hall of Fame Football Bowl Subdivision Class ... Hines will be enshrined at the National Football Foundation Annual Awards Dinner on December 7, 2010, at the Waldorf-Astoria in New York City
- Hines starred for the Blue Devils from 1986-89 and finished his career with 189 pass receptions for 3,318 yards and 38 touchdowns ... As a senior in 1989, he earned ACC Player of the Year honors while helping Duke win a share of the conference championship with a 6-1 league record. Hines received first team All-America accolades in both 1988 and 1989
- A native of Chapel Hill, N.C., Hines holds school career records for pass receptions, receiving yards, receiving touchdowns and 100-yard receiving games (17) while holding school single-season standards for receiving yards (1,149 in 1989), receiving touchdowns (17 in 1989), 100-yard receiving games (6 in both 1987 & 1988) and total points (104 in 1989)
- On the ACC's career lists, Hines continues to rank first in touchdown receptions, first in 100-yard receiving games, third in receiving yards and ninth in pass receptions. A three-time first team All-ACC selection, he is the only player in league history to pace the conference in receiving yardage three consecutive seasons and continues to hold the conference single-season record for touchdown catches
- Hines becomes the 10th former Duke player to earn induction into the College Football Hall of Fame
- See page 120 for complete list & biographies of Duke's College Football Hall of Fame inductees

2010 ROSTER

No.	Name	Pos.	Ht.	Wt.	Yr.	Hometown	High School	No.	Name	Pos.
1	Zach Greene	CB	5-10	170	So.	Raleigh, N.C.	Leesville Road	78	Jackson Anderson	LS
2	Conner Vernon	WR	6-2	195	So.	Miami, Fla.	Gulliver Prep	84	Kenny Anunike	DE
3	Johnny Williams	CB	5-10	190	Jr.	St. Stephens, Ala.	Leroy	98	Paul Asack	K
4	Walt Canty	S	6-1	205	So.	Roebuck, S.C.	Dorman	39	Adam Banks	LB
5	Brandon Braxton	WR	6-2	195	Fr.	Charlotte, N.C.	Providence	48	Issac Blakeney	LB
6	Ross Cockrell	CB	6-0	175	R-Fr.	Waxhaw, N.C.	Latin	7	Anthony Boone	QB
7	Anthony Boone	QB	6-1	225	Fr.	Monroe, N.C.	Weddington	5	Brandon Braxton	WR
8	Abraham Kromah	LB	6-1	225	R-Sr.	Staten Island, N.Y.	Tottenville	59	Kelby Brown	LB
9	Josh Snead	RB	5-9	180	Fr.	Smithfield, N.C.	Smithfield-Selma	91	Jamal Bruce	DL
10	Matt Pridemore	WR	6-0	190	R-Jr.	Gainesville, Ga.	Buford	57	Will Bryant	DL
12	Sean Schroeder	QB	6-3	185	R-Fr.	Laguna Niguel, Calif.	Dana Hills	20	Lee Butler	S
13	Preston Scott	WR	5-10	185	Jr.	Rochester, N.Y.	Bishop Kearney	29	Lex Butler	CB
14	Corey Gattis	WR	5-11	170	R-Fr.	Durham, N.C.	Hillside	38	Jordon Byas	S
15	Taylor Sowell	S	5-10	185	R-Fr.	Spartanburg, S.C.	Dorman	52	August Campbell	LB
16	Chris Rwabukamba	CB	5-10	175	R-Sr.	Windsor, Ontario, Canada	Herman	4	Walt Canty	S
17	Tyree Watkins	WR	6-1	195	R-Fr.	Camden, N.J.	Camden	6	Ross Cockrell	CB
18	Brandon Connette	QB	6-2	210	Fr.	Corona, Calif.	Santiago	73	Takoby Cofield	OL
19	Sean Renfree	QB	6-3	210	R-So.	Scottsdale, Ariz.	Notre Dame Prep	70	John Coleman	OG
20	Lee Butler	S	5-10	190	Jr.	Anderson, S.C.	Westside	18	Brandon Connette	QB
21	Anthony Young-Wiseman	S	6-1	200	R-Fr.	Bethesda, Md.	Walt Whitman	40	Matt Daniels	S
22	Brandon King	TE	6-2	250	R-Sr.	Doylestown, Pa.	Central Bucks West	89	Braxton Deaver	TE
23	Juwan Thompson	RB	5-11	220	Fr.	Fairburn, Ga.	Woodward Academy	94	Jordan DeWalt-Ondijo	DE
24	Garett Patterson	CB	6-0	180	R-Fr.	Richmond, Va.	Monacan	90	Patrick Egboh	DE
25	Quan Stevenson	S	6-1	190	Fr.	High Point, N.C.	T.W. Andrews	35	Jeffrey Faris	S
25	Georgie Kerber	WR	6-2	185	So.	Murphy, N.C.	Murphy	44	Jack Farrell	TE
26	Donovan Varner	WR	5-9	170	Jr.	Miami, Fla.	Gulliver Prep	64	Joey Finison	C
27	Jay Hollingsworth	RB	5-11	200	Jr.	Sanford, N.C.	Lee County	69	Teddy Force	OT
28	Kevin Rojas	LB	6-3	215	R-Fr.	Raleigh, N.C.	Wakefield	80	Tony Foster	WR
29	Lex Butler	CB	5-10	175	R-Fr.	Anderson, S.C.	Westside	92	Justin Foxx	DE
33	Desmond Scott	RB	5-10	185	So.	Durham, N.C.	Hillside	54	C.J. France	LB
35	Jeffrey Faris	S	5-11	185	Jr.	Knoxville, Tenn.	Knoxville Catholic	95	Guillermo Freile	K
36	Alex King	P	6-2	190	Jr.	Winston-Salem, N.C.	Forsyth Country Day	45	Austin Gamble	LB
38	Jordon Byas	S	6-2	215	R-So.	Lynn Haven, Fla.	Bay	14	Corey Gattis	WR
39	Adam Banks	LB	6-3	235	Sr.	Asheville, N.C.	A.C. Reynolds	75	Travis Gibson	OG
40	Matt Daniels	S	6-1	200	Jr.	Fayetteville, Ga.	Fayette County	50	Tyree Glover	LB
41	Eriks Reks	LB	6-5	240	R-Jr.	Wrentham, Mass.	Xaverian Brothers	1	Zach Greene	CB
42	Dezmond Johnson	DE	6-5	220	Fr.	Nashville, Tenn.	Overton Comprehensive	85	Ryan Hall	TE
43	Patrick Kurunwune	RB	5-9	215	R-So.	Austin, Texas	L.C. Anderson	74	Dave Harding	OG
44	Jack Farrell	TE	6-2	225	R-Fr.	Atlanta, Ga.	Holy Innocents'	55	Brandon Harper	OG
45	Austin Gamble	LB	6-1	240	So.	Weston, Fla.	Cypress Bay	93	Charlie Hatcher	NG
46	Ned Smith	LB	6-1	210	So.	Raleigh, N.C.	Cardinal Gibbons	58	Curtis Hazelton	NG
47	Nick Maggio	K	6-4	200	Sr.	Leawood, Kan.	St. Thomas Aquinas	81	Cooper Helfet	TE
48	Issac Blakeney	LB	6-6	215	Fr.	Monroe, N.C.	Monroe	79	Kyle Hill	OT
49	Kevin Jones	P	6-2	200	R-Sr.	Austin, Texas	James Bowie	27	Jay Hollingsworth	RB
50	Tyree Glover	LB	6-2	245	So.	Crescent City, Fla.	Crescent City	87	Brett Huffman	TE
52	August Campbell	LB	6-3	215	R-Fr.	Freeport, Bahamas	Christ (N.C.) School	94	Jeffrey Ijas	K
54	C.J. France	LB	6-1	210	Fr.	Columbus, Ga.	Carver	60	Steven Ingram	DL
55	Brandon Harper	OG	6-3	305	R-Sr.	Alpharetta, Ga.	Milton	76	Conor Irwin	OT
56	Damian Thornton	LB	6-2	250	Sr.	Lenoir, N.C.	Hibriten	42	Dezmond Johnson	DE
57	Will Bryant	DL	6-3	295	Fr.	Atlanta, Ga.	Woodward Academy	49	Kevin Jones	P
58	Curtis Hazelton	NG	6-2	275	R-So.	Roswell, Ga.	Roswell	83	Austin Kelly	WR
59	Kelby Brown	LB	6-2	215	Fr.	Matthews, N.C.	Charlotte Christian	25	Georgie Kerber	WR
60	Steven Ingram	DL	6-2	340	Fr.	Southaven, Miss.	Southaven	36	Alex King	P
62	Bryan Morgan	C	6-3	260	Sr.	Hoover, Ala.	Hoover & Mercersburg Aca.	22	Brandon King	TE
63	Chris Shannon	OT	6-5	290	R-Jr.	Andover, Mass.	Phillips Academy	8	Abraham Kromah	LB
64	Joey Finison	C	6-4	285	R-Fr.	Greensboro, N.C.	Ragsdale	43	Patrick Kurunwune	RB
67	Mitchell Lederman	OG	6-7	305	R-Sr.	Brodhead, Wis.	Brodhead	67	Mitchell Lederman	OG
68	Brian Moore	OG	6-3	270	R-So.	Coral Gables, Fla.	Ransom Everglades	47	Nick Maggio	K
69	Teddy Force	OT	6-5	300	So.	Lancaster, Pa.	Lampeter-Strasburg	68	Brian Moore	OG
70	John Coleman	OG	6-5	280	R-Fr.	Florence, S.C.	West Florence	62	Bryan Morgan	C
71	Jon Needham	OT	6-7	320	R-Jr.	Melrose, Mass.	Melrose	71	Jon Needham	OT
72	Perry Simmons	OT	6-5	285	R-Fr.	Raleigh, N.C.	Sanderson	99	Wesley Oglesby	DE
73	Takoby Cofield	OL	6-6	300	Fr.	Tarboro, N.C.	Tarboro	88	Danny Parker	TE
74	Dave Harding	OG	6-4	275	R-Fr.	Orlando, Fla.	Boone	24	Garett Patterson	CB

No.	Name	Pos.	Ht.	Wt.	Yr.	Hometown	High School
75	Travis Gibson	OG	6-3	260	So.	Miami, Fla.	Christopher Columbus
76	Conor Irwin	OT	6-4	280	R-So.	Knoxville, Tenn.	Knoxville Catholic
77	Laken Tomlinson	OL	6-5	295	Fr.	Chicago, Ill.	Lane Technical
78	Jackson Anderson	LS	6-4	260	R-So.	Frisco, Texas	Frisco
79	Kyle Hill	OT	6-6	290	R-Jr.	Orlando, Fla.	Boone
80	Tony Foster	WR	6-1	180	R-So.	Burlington, N.C.	Williams
81	Cooper Helfet	TE	6-4	235	Jr.	Kentfield, Calif.	Redwood & Santa Rosa JC
82	Sydney Sarmiento	DE	6-4	285	R-Fr.	Florence, S.C.	West Florence
83	Austin Kelly	WR	6-2	200	Sr.	Mableton, Ga.	Austell
84	Kenny Anunike	DE	6-5	240	R-So.	Galena, Ohio	Olentangy
85	Ryan Hall	TE	6-3	235	R-Fr.	Orlando, Fla.	Olympia
86	Josh Trezvant	WR	5-11	195	R-Jr.	Morrilton, Ark.	Morrilton
87	Brett Huffman	TE	6-4	250	R-Sr.	Massillon, Ohio	Massillon Washington
88	Danny Parker	TE	6-4	230	Sr.	Rockville, Md.	Good Counsel
89	Braxton Deaver	TE	6-5	210	Fr.	Charlotte, N.C.	Providence
89	George Pearkes	TE	6-2	240	Jr.	Nelson, B.C., Canada	L.V. Rogers
90	Patrick Egboh	DE	6-5	245	R-Sr.	Mesquite, Texas	North Mesquite
91	Jamal Bruce	DL	6-2	265	Fr.	LaGrange, Ga.	Callaway
92	Justin Foss	DE	6-3	240	R-Fr.	Charlotte, N.C.	Victory Christian
93	Charlie Hatcher	NG	6-3	290	R-Jr.	Hamilton, Ohio	Hamilton
94	Jordan DeWalt-Ondijo	DE	6-5	215	Fr.	Prairie View, Texas	Waller
94	Jeffrey Iijas	K	5-11	170	Jr.	Clearwater, Fla.	Clearwater Central Catholic
95	Jamal Wallace	DE	6-4	225	Fr.	Virginia Beach, Va.	Green Run
95	Guillermo Freile	K	5-9	175	Jr.	Miami, Fla.	Miami Country Day
96	Will Snyderwine	K	5-11	185	R-Jr.	Potomac, Md.	Landon School
97	Nick Sink	DL	6-5	250	Fr.	Kernersville, N.C.	Forsyth Country Day
98	Paul Asack	K	6-2	215	R-So.	Westwood, Mass.	Xaverian Brothers
99	Wesley Oglesby	DE	6-6	255	R-Sr.	Arlington, Texas	Grace Preparatory Christian

No.	Name	Pos.
89	George Pearkes	TE
10	Matt Pridemore	WR
41	Eriks Reks	LB
19	Sean Renfree	QB
28	Kevin Rojas	LB
16	Chris Rwabukamba	CB
82	Sydney Sarmiento	DE
12	Sean Schroeder	QB
33	Desmond Scott	RB
13	Preston Scott	WR
63	Chris Shannon	OT
72	Perry Simmons	OT
97	Nick Sink	DL
46	Ned Smith	LB
9	Josh Snead	RB
96	Will Snyderwine	K
15	Taylor Sowell	S
25	Quan Stevenson	S
23	Juwan Thompson	RB
56	Damian Thornton	LB
77	Laken Tomlinson	OL
86	Josh Trezvant	WR
26	Donovan Varner	WR
2	Conner Vernon	WR
95	Jamal Wallace	DE
17	Tyree Watkins	WR
3	Johnny Williams	CB
21	Anthony Young-Wiseman	S

Head Coach: David Cutcliffe

Associate Head Coach/TE/Special Teams Coordinator: Ron Middleton

Assistant Head Coach/Defensive Coordinator/DL: Marion Hobby

Defensive Coordinator/S: Jim Knowles

Offensive Coordinator/QB: Kurt Roper

Offensive Coordinator/Running Game/OL: Matt Luke

Assistant Defensive Coordinator/LB: Jim Collins

Passing Game Coordinator/WR: Matt Lubick

Assistant Coach/RB/Assistant Special Teams Coordinator: Zac Roper

Assistant Coach/DB: Derek Jones

Quality Control/Defense: Drew Dayton

Quality Control/Offense: Shaun Sarrett

Graduate Assistant Coach/Offense: Bo Hardegree

Graduate Assistant Coach/Defense: Jomar Wright

PRONUNCIATION GUIDE

Kenny ANUNIKE	AN-uh-NICK-ee
Paul ASACK	A-sack
JORDAN BYAS	jor-DON BYE-is
TAKOBY Cofield	tuh-CO-bee
Jordan DeWalt-ONDIJO	on-DEE-joe
Patrick EGBOH	EGG-boe
Jeffrey IJJAS	EE-is
Abraham KROMAH	CROW-ma
Patrick KURUNWUNE	cuh-ROON-WOO-nay
Mitchell LEDERMAN	LEE-der-man
Nick MAGGIO	MAAHGE-ee-oh
Eriks REKS	REX
Kevin ROJAS	ROW-haas
Chris RWABUKAMBA	RUB-uh-COME-buh
Sydney SARMIENTO	SAR-me-EN-toe
Taylor SOWELL	rhymes with vowel
LAKEN Tomlinson	LAKE-in

2010 PRESEASON DEPTH CHART

QUARTERBACK

Sean Renfree	6-3, 210	R-So.	1V
Sean Schroeder	6-3, 185	R-Fr.	SQ
Brandon Connette	6-2, 210	Fr.	HS

RUNNING BACK

Jay Hollingsworth	5-11, 200	Jr.	2V
Desmond Scott	5-10, 185	So.	1V
Patrick Kurunwune	5-9, 215	R-So.	1V
Josh Snead	5-9, 180	Fr.	HS

WIDE RECEIVER (X)

Austin Kelly	6-2, 200	Sr.	3V
Tyree Watkins	6-1, 195	R-Fr.	SQ
Preston Scott	5-10, 185	Jr.	SQ

WIDE RECEIVER (Y)

Donovan Varner	5-9, 170	Jr.	2V
Corey Gattis	5-11, 170	R-Fr.	SQ
Josh Trezvant	5-11, 195	R-Jr.	1V
Matt Pridemore	6-0, 190	R-Jr.	2V

WIDE RECEIVER (Z)

Conner Vernon	6-2, 195	So.	1V
Tony Foster	6-1, 180	R-So.	1V
Georgie Kerber	6-2, 185	So.	SQ

TIGHT END

Brett Huffman	6-4, 250	R-Sr.	3V
Brandon King	6-2, 250	R-Sr.	3V
Cooper Helfet	6-4, 235	Jr.	JC
Danny Parker	6-4, 230	Sr.	3V
Jack Farrell	6-2, 225	R-Fr.	SQ
Ryan Hall	6-3, 235	R-Fr.	SQ
George Pearkes	6-2, 240	Jr.	SQ

LEFT TACKLE

Kyle Hill	6-6, 290	R-Jr.	2V
Conor Irwin	6-4, 280	R-So.	SQ
Teddy Force	6-5, 300	So.	SQ

LEFT GUARD

Brandon Harper	6-3, 305	R-Sr.	3V
Mitchell Lederman	6-7, 305	R-Sr.	3V
John Coleman	6-5, 280	R-Fr.	SQ
Travis Gibson	6-3, 260	So.	SQ

CENTER

Bryan Morgan	6-3, 260	Sr.	3V
Joey Finison	6-4, 285	R-Fr.	SQ

RIGHT GUARD

Brian Moore	6-3, 270	R-So.	1V
Dave Harding	6-4, 275	R-Fr.	SQ

RIGHT TACKLE

Jon Needham	6-7, 320	R-Jr.	1V
Perry Simmons	6-5, 285	R-Fr.	SQ
Chris Shannon	6-5, 290	R-Jr.	1V

LEFT DEFENSIVE END

Patrick Egboh	6-5, 245	R-Sr.	3V
Kenny Anunike	6-5, 240	R-So.	1V
Sydney Sarmiento	6-4, 285	R-Fr.	SQ

NOSE GUARD

Charlie Hatcher	6-3, 290	R-Jr.	2V
Curtis Hazelton	6-2, 275	R-So.	1V

RIGHT DEFENSIVE END

Wesley Oglesby	6-6, 255	R-Sr.	3V
Justin Foxx	6-3, 240	R-Fr.	SQ

SAM LINEBACKER

Damian Thornton	6-2, 250	Sr.	2V
Eriks Reks	6-5, 240	R-Jr.	1V

MIKE LINEBACKER

Kevin Rojas	6-3, 215	R-Fr.	SQ
Austin Gamble	6-1, 240	So.	1V
Ned Smith	6-1, 210	So.	SQ

WILL LINEBACKER

Abraham Kromah	6-1, 225	R-Sr.	3V
August Campbell	6-3, 215	R-Fr.	SQ

DEVIL

Adam Banks	6-3, 235	Sr.	3V
Tyree Glover	6-2, 245	So.	1V

LEFT CORNERBACK

Ross Cockrell	6-0, 175	R-Fr.	SQ
Johnny Williams	5-10, 190	Jr.	2V
Garrett Patterson	6-0, 180	R-Fr.	SQ

RIGHT CORNERBACK

Chris Rwabukamba	5-10, 175	R-Sr.	3V
Zach Greene	5-10, 170	So.	1V
Lex Butler	5-10, 175	R-Fr.	SQ

LEFT SAFETY

Lee Butler	5-10, 190	Jr.	2V
Jordon Byas	6-2, 215	R-So.	1V
Anthony Young-Wiseman	6-1, 200	R-Fr.	SQ

RIGHT SAFETY

Matt Daniels	6-1, 200	Jr.	1V
Walt Canty	6-1, 205	So.	1V
Taylor Sowell	5-10, 185	R-Fr.	SQ
Jeffrey Faris	5-11, 185	Jr.	SQ

PUNTER

Kevin Jones	6-2, 200	R-Sr.	3V
Alex King	6-2, 190	Jr.	SQ

LONG SNAPPER

Jackson Anderson	6-4, 260	R-So.	1V
Chris Shannon	6-5, 290	R-Jr.	1V

KICKER

Will Snyderwine	5-10, 185	R-Jr.	1V
Nick Maggio	6-4, 200	Sr.	3V
Paul Asack	6-2, 215	R-So.	SQ
Jeffrey Iijas	5-11, 170	Jr.	SQ
Guillermo Freile	5-9, 175	Jr.	SQ

PLAYERS

Player Biographies	10-50
--------------------	-------



78 Jackson Anderson

LS • 6-4, 260 • R-SO.
FRISCO, TEXAS
FRISCO HIGH SCHOOL

2010

Returning starting long snapper ... has shown good improvement over first two years.

2009

Handled all of Duke's long snapping duties ... on the field for 112 total plays.

2008

Did not see game action.

PRIOR TO DUKE

Three-year letterman at Frisco under Vance Gibson ... first team all-district selection as a senior ... first team All-Collin County choice by *High School Sports The Magazine* ... named to the All-DFW Metroplex third team in senior season ... helped Frisco to consecutive state playoff berths in final two seasons ... recorded 75 knockdown blocks at left tackle as a senior and received Frisco High School's Bubba Storey Award for player of the year ... also participated in track and field.

PERSONAL

Son of Jack and Mary Anderson ... father played football at Austin College ... born October 5, 1989 ... majoring in Public Policy Studies.



98 Paul Asack

K • 6-2, 215 • R-SO.
WESTWOOD, MASS.
XAVERIAN BROTHERS HIGH SCHOOL

2010

Reserve placekicker ... possesses good leg strength ... slated to contend for kick-off chores ... booted two PATs in the Blue team's 24-3 win in the annual Spring Game.

2009

Appeared in two games ... saw action against Richmond and Kansas.

2008

Did not see game action.

PRIOR TO DUKE

Three-year letterman at Xaverian Brothers under Charlie Stevenson ... charted as the No. 15 kicker and No. 8 overall prospect in Massachusetts by *Rivals.com* ... listed as the No. 14 kicker in the nation by *Scout.com* ... ranked as the No. 11 kicker in the country by *ESPN.com* ... all-region selection by *SuperPrep* ... named a Daily News Transcript All-Star as a senior ... named team MVP following senior season ... made 6-of-8 field goals as a senior and 6-of-10 field goals as a junior ... helped Xaverian Brothers to eight victories and a state runner-up finish as a sophomore ... also competed in indoor and outdoor track and field.

PERSONAL

Son of Phil and Deborah Asack ... father lettered three seasons (1968-69-70) in football at Duke and was a fifth round selection of the San Diego Chargers in the 1971 NFL Draft ... brother, Zack, lettered three seasons (2005, 07-08) in football at Duke ... born December 22, 1989 ... high school teammate of fellow Duke football player Eriks Reks ... majoring in Psychology.



84 Kenny Anunike

DE • 6-5, 240 • R-SO.
GALENA, OHIO
OLENTANGY HIGH SCHOOL

2010

Made successful transition from tight end to defensive end during spring practice ... slated to compete for playing time along the defensive front ... showed a knack for rushing the quarterback along with play-making abilities during spring drills ... in the Spring Game, collected a game-high nine tackles including two behind the line of scrimmage.

2009

Saw action in all 12 games as a reserve tight end ... credited with one tackle on special teams ... played 119 total snaps including 24 on offense.

2008


Did not see game action while recovering from knee surgery.

PRIOR TO DUKE

Listed as the No. 34 tight end in the country and No. 37 overall prospect from Ohio by *Rivals.com* ... ranked as the No. 74 tight end nationally and the No. 65 overall prospect in Ohio by *Scout.com* ... named to the all-conference and all-district first teams as a senior ... received honorable mention all-state recognition following senior season ... tallied 17 receptions for 216 yards and three TDs as a senior ... also competed in track and field and basketball.

PERSONAL

Son of Emmanuel and Oby Anunike ... born May 22, 1990 ... majoring in Biological Anthropology & Anatomy.



39 Adam Banks

LB • 6-3, 235 • SR.
ASHEVILLE, N.C.
A.C. REYNOLDS HIGH SCHOOL

2010

Charted as the starter at the Devil linebacker slot ... coaches were pleased with his progress during spring practice ... physical player who could have an impact rushing the quarterback ... has played in all 36 games since arrival at Duke with five starts ... enters final season having played 853 total snaps (352 defensive & 501 special teams).

2009

Academic All-ACC selection ... played in all 12 games with three starting assignments (Maryland, Virginia & Georgia Tech) ... finished with 33 total tackles and one fumble recovery ... ranked third on the team with 10 special teams tackles ... had a career-high nine tackles against Georgia Tech ... recovered a fumbled punt in the end zone for a touchdown in win at N.C. State ... added five stops in games versus Maryland, Virginia and North Carolina ... on the field for 423 total snaps including a career-best 72 plays versus Georgia Tech.

2008

Played in all 12 games, primarily on special teams ... finished the year with eight tackles and one pass breakup ... tallied two tackles against Navy, Miami and Wake Forest ... recorded first career PBU against Northwestern ... on the field for 162 plays, including 155 on special teams ... played a season-high 19 snaps at Vanderbilt.

2007

Appeared in all 12 games with two starts as a true freshman ... drew his first collegiate start at Navy and also started against Clemson ... forced and recovered a fumble on a kickoff at Virginia ... posted best game of the year against Wake Forest with six tackles ... had two tackles against both Navy and Miami ... on the gridiron for 268 total plays with 125 on defense and 143 on special teams ... played a season-high 65 snaps at Navy.

PRIOR TO DUKE

Three-year letterman at Reynolds under Steve McCurry ... first team all-state pick in 2006 by *NCPreps.com* ... as a senior, posted 165 tackles, 27 tackles for loss and four fumble recoveries to earn all-conference and league defensive player of the year honors ... had 101 tackles, 15 tackles for loss and two fumble recoveries as a junior en route to receiving all-conference and all-Western North Carolina accolades ... finished career with 292 tackles including 47 tackles for loss ... helped Reynolds to 24 wins against just three losses with two state playoff berths over final two seasons ... also participated in wrestling and track and field.

PERSONAL

Son of Janie and Sam Banks ... born June 25, 1988 ... majoring in Public Policy Studies.

STATISTICS

2007

Opponent	Solo	Ast	Total	TFL	QBS	INT	PBU	CF	FR	QBH
Connecticut	0	0	0	0.0-0	0.0-0	0	0	0	0	0
Virginia	1	0	1	0.0-0	0.0-0	0	0	1	1	0
Northwestern	0	0	0	0.0-0	0.0-0	0	0	0	0	0
Navy ¹	2	0	2	0.0-0	0.0-0	0	0	0	0	0
Miami	2	0	2	0.0-0	0.0-0	0	0	0	0	0
Wake Forest	3	3	6	0.0-0	0.0-0	0	0	0	0	0
Virginia Tech	0	1	1	0.0-0	0.0-0	0	0	0	0	0
Florida State	1	0	1	0.0-0	0.0-0	0	0	0	0	0
Clemson ²	0	0	0	0.0-0	0.0-0	0	0	0	0	0
Georgia Tech	0	0	0	0.0-0	0.0-0	0	0	0	0	0
Notre Dame	0	0	0	0.0-0	0.0-0	0	0	0	0	0
North Carolina	0	0	0	0.0-0	0.0-0	0	0	0	0	0

2008

Opponent	Solo	Ast	Total	TFL	QBS	INT	PBU	CF	FR	QBH
James Madison	0	0	0	0.0-0	0.0-0	0	0	0	0	0
Northwestern	0	0	0	0.0-0	0.0-0	0	1	0	0	0
Navy	1	1	2	0.0-0	0.0-0	0	0	0	0	0
Virginia	0	0	0	0.0-0	0.0-0	0	0	0	0	0
Georgia Tech	0	0	0	0.0-0	0.0-0	0	0	0	0	0
Miami	0	2	2	0.0-0	0.0-0	0	0	0	0	0
Vanderbilt	0	0	0	0.0-0	0.0-0	0	0	0	0	0
Wake Forest	0	2	2	0.0-0	0.0-0	0	0	0	0	0
N.C. State	0	1	1	0.0-0	0.0-0	0	0	0	0	0
Clemson	0	1	1	0.0-0	0.0-0	0	0	0	0	0
Virginia Tech	0	0	0	0.0-0	0.0-0	0	0	0	0	0
North Carolina	0	0	0	0.0-0	0.0-0	0	0	0	0	0

2009

Opponent	Solo	Ast	Total	TFL	QBS	INT	PBU	CF	FR	QBH
Richmond	1	1	2	0.0-0	0.0-0	0	0	0	0	0
Army	0	0	0	0.0-0	0.0-0	0	0	0	0	0
Kansas	0	1	1	0.0-0	0.0-0	0	0	0	0	0
N.C. Central	0	0	0	0.0-0	0.0-0	0	0	0	0	0
Virginia Tech	0	2	2	0.0-0	0.0-0	0	0	0	0	0
N.C. State	0	0	0	0.0-0	0.0-0	0	0	0	1 ^{TD}	0
Maryland ³	2	3	5	0.0-0	0.0-0	0	0	0	0	0
Virginia ⁴	5	0	5	0.0-0	0.0-0	0	0	0	0	0
North Carolina	5	0	5	0.0-0	0.0-0	0	0	0	0	0
Georgia Tech ⁵	5	4	9	0.0-0	0.0-0	0	0	0	0	0
Miami	2	1	3	0.0-0	0.0-0	0	0	0	0	0
Wake Forest	1	0	1	0.0-0	0.0-0	0	0	0	0	0

Year	G/GS	Solo	Ast	Total	TFL	QBS	INT	PBU	CF	FR	QBH
2007	12/2	9	4	13	0.0-0	0.0-0	0	0	1	1	0
2008	12/0	1	7	8	0.0-0	0.0-0	0	1	0	0	0
2009	12/3	21	12	33	0.0-0	0.0-0	0	0	0	1	0
Total	36/5	31	23	54	0.0-0	0.0-0	0	1	1	2	0



48 Issac Blakeney

LB • 6-6, 215 • FR.

MONROE, N.C.

MONROE HIGH SCHOOL

PRIOR TO DUKE

Lettered two seasons at Monroe High School under coach Johnny Sowell ... helped squad to two-year overall record of 20-5 with two state playoff appearances ... as a senior, had 51 tackles, five sacks, four interceptions and three fumble recoveries while catching 15 passes for 346 yards and nine TDs ... also averaged 40.8 yards per punt as a senior ... in 2009, helped Monroe to the school's first 11-0 record in the regular season before finishing 12-1 overall ... earned all-conference and all-county honors following senior season ... in junior campaign, had 21 receptions for 295 yards and seven TDs ... also lettered in basketball and track and field ... in 2010, helped Monroe to a 32-1 final record and the 1A state championship in basketball, earning MVP honors in the 62-46 title game win over Goldsboro following a 24-point, 15-rebound performance ... at the 2010 1-A state championship track meet, claimed first place in both the triple jump (49-2) and long jump (22-9.5) while finishing seventh in the shot put (42-11.25) ... ranked 46th in the final 2009 United States High School Outdoor Track & Field rankings in the triple jump (48-4.5) ... placed second in the triple jump (46-11.75) at the 2009 USATF Junior Olympic State Championships ... captured state 2A titles in the triple jump in both 2008 (45-6.5) and 2009 (48-4.5) ... at the 2009 state championship meet, also placed eighth in the long jump (21-1) ... 2010 athlete of the year selection by the *Charlotte Observer*.

PERSONAL

Son of Yolanda Blakeney and Michael Wright ... father lettered four seasons (1989-90-91-92) in basketball at Guilford College ... born November 18, 1992.



7 Anthony Boone

QB • 6-1, 225 • FR.

MONROE, N.C.

WEDDINGTON HIGH SCHOOL

PRIOR TO DUKE

Lettered four seasons at Weddington High School under coaches Ed Susi (2006), Phil Williams (2007-08) and Justin Hardin (2009) ... helped team to state playoff appearances in 2006 and 2009 ... listed as the 37th-top quarterback in the nation by *ESPN.com* ... charted as the 49th-best quarterback in the country and the 25th-top overall prospect in North Carolina by *Rivals.com* ... as a senior, passed for 1,530 yards and 13 TDs while rushing for 780 yards and 11 TDs ... in junior campaign, threw for 1,400 yards and 12 TDs while rushing for 1,000 yards and 11 TDs ... passed for 1,649 yards and 12 TDs while rushing for 860 yards and 11 TDs as a sophomore ... had 789 yards passing with four TDs and 1,002 yards rushing with seven TDs during freshman season ... finished prep career with 9,010 yards of total offense, rushing for 3,642 yards and passing for 5,368 yards ... accounted for 81 total touchdowns (41 passing & 40 rushing) in high school career ... four-time all-conference and all-county selection ... also lettered in baseball ... earned all-conference and all-county honors on the diamond.

PERSONAL

Son of Anthony and Jenice Boone ... born October 29, 1991.



5 Brandon Braxton

WR • 6-2, 195 • FR.

CHARLOTTE, N.C.


PROVIDENCE HIGH SCHOOL

PRIOR TO DUKE

Lettered one season (2007) at St. Ignatius High School (Cleveland, Ohio) under coach Chuck Kyle and two seasons (2008-09) at Providence High School under coach Randy Long ... charted as the 94th-top wide receiver in the country and the 16th-best overall prospect in North Carolina by *Scout.com* ... listed as the 109th-top wide receiver in the nation by *ESPN.com* ... helped St. Ignatius to an 8-3 record and state playoff berth in 2007 ... helped Providence to a two-year ledger of 15-11 with two state playoff appearances ... as a senior, had 50 pass receptions for 792 yards and nine TDs ... two-time all-conference selection ... also lettered in track and field.

PERSONAL

Son of David and Shannon Braxton ... father lettered three seasons (1986-87-88) as a defensive end at Wake Forest, was selected in the second round (52nd overall pick) of the 1989 NFL Draft by the Minnesota Vikings and played in 71 career games over six seasons with the Vikings (1989-90), Phoenix Cardinals (1990-93) and Cincinnati Bengals (1994) ... high school football teammate of fellow Blue Devil Braxton Deaver ... born December 28, 1991.



59 Kelby Brown

LB • 6-2, 215 • FR.

MATTHEWS, N.C.


CHARLOTTE CHRISTIAN HIGH SCHOOL

PRIOR TO DUKE

Lettered three seasons at Charlotte Christian High School under coach Jason Estep ... charted as the 36th-top outside linebacker in the nation and the 17th-best overall prospect in North Carolina by *Rivals.com* ... All-Mid Atlantic Region choice by *SuperPrep* ... earned the Donnie Shell Defensive Player of the Year award for the Charlotte metropolitan area by the Charlotte Touchdown Club ... helped squad to three-year record of 29-9 including one state championship (2008) and two state runner-up finishes (2007 & 2009) ... logged 105 tackles, seven tackles for loss, five sacks, three fumble recoveries and two interceptions as a senior ... 2009 NCISAA first team all-state pick ... had 86 tackles, eight tackles for loss, three caused fumbles, two sacks and two interceptions as a junior ... registered 239 career tackles ... two-time all-conference selection ... two-year team captain ... selected to the North Carolina squad for the fifth annual Oasis Shrine Bowl on November 27, 2009 in Charlotte, N.C.

PERSONAL

Son of Connie and Kelby Brown ... mother lettered three seasons (1981-82-84) in basketball at Northwestern ... father lettered three seasons (1979-80-81) in football at Northwestern ... born July 10, 1991.



91 Jamal Bruce

DL • 6-2, 265 • FR.

LAGRANGE, GA.

CALLAWAY HIGH SCHOOL

PRIOR TO DUKE

Lettered four seasons at Callaway High School under coach Pete Wiggins ... listed as the 99th-best defensive tackle in the country by *Scout.com* ... helped team to four-year record of 33-14 with four state playoff berths ... guided squad to 10-win campaigns in both 2008 and 2009 ... as a senior, posted 50 tackles, eight tackles for loss and five sacks ... had 55 tackles, nine tackles for loss and eight sacks during junior season ... two-time first team all-region and all-county selection.

PERSONAL

Son of Gloria Bruce ... born September 3, 1991.



57 Will Bryant

DL • 6-3, 295 • FR.

ATLANTA, GA.

WOODWARD ACADEMY

PRIOR TO DUKE

Lettered three seasons at Woodward Academy under coach Mark Miller ... helped team to three-year record of 23-11 with state playoff appearances in 2008 and 2009 ... as a senior, registered 60 tackles, four tackles for loss, six QB pressures, two pass breakups and one quarterback sack ... earned all-region accolades in 2009 ... also lettered in lacrosse, track and field and wrestling.

PERSONAL

Son of Sacy and Charles Bryant ... high school teammate of fellow Duke football player Juwan Thompson ... born May 3, 1992.



20 Lee Butler

S • 5-10, 190 • JR.

ANDERSON, S.C.

WESTSIDE HIGH SCHOOL

2010

Listed as a starter heading into the fall at left safety alongside Matt Daniels ... made the switch to safety during spring drills after playing first two seasons primarily at cornerback ... experienced a good spring practice session ... plays with good speed and savvy ... recorded the program's top vertical jump (40.5) while ranking second in the 40-yard dash (4.38) and tied for third in the broad jump (10-7) following spring drills ... has played 721 total snaps over the past two years.

2009

Academic All-ACC selection ... played in 11 games, missing only the Virginia tilt ... started seven games ... carded 39 tackles with one interception and four PBUs ... added 2.5 tackles for loss and one quarterback sack ... had a career-best 10 stops including one for loss at Kansas ... in victory at N.C. State, logged four tackles, one sack and one interception ... ranked fifth on the team with four PBUs and ninth in tackles with 39 ... on the field for 501 total snaps including 60 versus Richmond, 66 at Kansas and a career-best 71 against Wake Forest.

2008

Played in 11 games with one start ... tallied 12 tackles on the year ... had seven punt returns for 53 yards, good for an average of 7.8 yard per return ... recorded a season-high four tackles in first collegiate start against Miami ... posted two tackles against Navy, Virginia and Clemson ... also had two punt returns for 27 yards against the Tigers ... tallied four punt returns for 23 yards at Virginia Tech ... played a total of 220 snaps with 118 on defense and 102 on special teams ... played a season-high 69 snaps against Miami.

PRIOR TO DUKE

Played for Ted Luckadoo at Westside ... charted as the No. 80 cornerback in the nation by *Scout.com* ... recorded four tackles and one caused fumble to help South Carolina to a 31-24 victory over North Carolina in the 72nd annual Shrine Bowl on December 15, 2007 in Spartanburg, S.C. ... All-Area selection by the *Anderson Independent-Mail* ... accounted for 1,263 all-purpose yards and 11 touchdowns as a senior as Westside went 10-3 and advanced to the second round of the South Carolina Class AAAA Division II playoffs.

PERSONAL

Son of Lee Butler and Angel Fox ... born December 14, 1989 ... brother, Lex, is a member of the Duke football program ... majoring in Sociology with a minor in Psychology.

STATISTICS


2008

Opponent	Solo	Ast	Total	TFL	QBS	INT	PBU	CF	FR	QBH
James Madison	0	0	0	0.0-0	0.0-0	0	0	0	0	0
Northwestern	1	0	1	0.0-0	0.0-0	0	0	0	0	0
Navy	1	1	2	0.0-0	0.0-0	0	0	0	0	0
Virginia	1	1	2	0.0-0	0.0-0	0	0	0	0	0
Georgia Tech	— DNP —									
Miami ¹	2	2	4	0.0-0	0.0-0	0	0	0	0	0
Vanderbilt	0	0	0	0.0-0	0.0-0	0	0	0	0	0
Wake Forest	1	0	1	0.0-0	0.0-0	0	0	0	0	0
N.C. State	0	0	0	0.0-0	0.0-0	0	0	0	0	0
Clemson	1	1	2	0.0-0	0.0-0	0	0	0	0	0
Virginia Tech	0	0	0	0.0-0	0.0-0	0	0	0	0	0
North Carolina	0	0	0	0.0-0	0.0-0	0	0	0	0	0

2009

Opponent	Solo	Ast	Total	TFL	QBS	INT	PBU	CF	FR	QBH
Richmond ²	0	3	3	0.0-0	0.0-0	0	1	0	0	0
Army ³	3	1	4	0.0-0	0.0-0	0	1	0	0	0
Kansas ⁴	8	2	10	1.0-2	0.0-0	0	0	0	0	0
N.C. Central	0	1	1	0.5-0	0.0-0	0	0	0	0	0
Virginia Tech	3	1	4	0.0-0	0.0-0	0	0	0	0	0
N.C. State ⁵	3	1	4	1.0-1	1.0-1	1	1	0	0	0
Maryland	2	2	4	0.0-0	0.0-0	0	0	0	0	0
Virginia	— DNP —									
North Carolina ⁶	2	0	2	0.0-0	0.0-0	0	0	0	0	0
Georgia Tech	0	0	0	0.0-0	0.0-0	0	0	0	0	0
Miami ⁷	2	2	4	0.0-0	0.0-0	0	1	0	0	0
Wake Forest ⁸	2	1	3	0.0-0	0.0-0	0	0	0	0	0

Year	G/GS	Solo	Ast	Total	TFL	QBS	INT	PBU	CF	FR	QBH
2008	11/1	7	5	12	0.0-0	0.0-0	0	0	0	0	0
2009	11/7	25	14	39	2.5-3	1.0-1	1	4	0	0	0
Total	22/8	32	19	51	2.5-3	1.0-1	1	4	0	0	0



29 Lex Butler

CB • 5-10, 175 • R-FR.

ANDERSON, S.C.

WESTSIDE HIGH SCHOOL

2010

Reserve cornerback ... could compete for playing time on both defense and special teams.

2009

Did not see game action.

PRIOR TO DUKE

Three-year letterman at Westside under Ted Luckadoo ... listed as the 68th-top cornerback in the nation by *ESPN.com* ... missed entire senior season due to injury ... despite not playing in 2008, received All-Mid Atlantic Region honors from *SuperPrep* ... as a junior, recorded 80 tackles, 15 pass breakups and one interception as Westside went 10-3 with a state playoff appearance ... earned all-area honors in junior season ... helped Westside to 9-4 ledger, region championship and state playoff berth as a sophomore ... also lettered in track and field.

PERSONAL

Son of Lee Butler and Angel Fox ... born August 9, 1991 ... brother, Lee, is a member of the Duke football program.



38 Jordon Byas

S • 6-2, 215 • R-SO.

LYNN HAVEN, FLA.

BAY HIGH SCHOOL

2010

Enters the fall as a top reserve at safety ... has good speed ... could provide a physical presence in the Duke secondary ... slated to compete for significant playing time both on defense and special teams.

2009

Played in all 12 games ... earned first career start in season finale against Wake Forest ... finished the year with 20 tackles ... ranked second on the team with 12 special teams tackles ... posted a season-high four tackles versus Georgia Tech ... blocked one punt in the North Carolina game ... on the field for 283 total snaps including 124 on defense.

2008

Did not see game action.

PRIOR TO DUKE

Four-year letterman at Bay under Michael Healey ... listed as the No. 137 safety in the nation by *Scout.com* ... as a senior, rushed for 736 yards and seven touchdowns while registering 79 tackles and two interceptions to earn district MVP, all-district and all-county accolades ... missed the majority of his junior season due to injury ... logged 85 tackles and three interceptions as a sophomore en route to garnering all-county and all-district honors ... had 22 tackles and one interception as a freshman as Bay went 10-1 and advanced to the state playoffs ... also participated in track and field ... Florida AAA state champion in the 400-meters (47.20) in 2007 ... set county record in the 200-meters in 2006 (21.65) ... member of Florida AAA state runner-up 4x400 relay team in 2007.

PERSONAL


Son of Aaron and Nora Byas ... father lettered three seasons (1973-74-75) in football at Southern Illinois ... born November 7, 1989 ... majoring in Evolutionary Anthropology.

STATISTICS

2009

Opponent	Solo	Ast	Total	TFL	QBS	INT	PBU	CF	FR	QBH
Richmond	2	0	2	0.0-0	0.0-0	0	0	0	0	0
Army	2	0	2	0.0-0	0.0-0	0	0	0	0	0
Kansas	1	1	2	0.0-0	0.0-0	0	0	0	0	0
N.C. Central	1	0	1	0.0-0	0.0-0	0	0	0	0	0
Virginia Tech	0	0	0	0.0-0	0.0-0	0	0	0	0	0
N.C. State	1	0	1	0.0-0	0.0-0	0	0	0	0	0
Maryland	1	1	2	1.0-1	0.0-0	0	0	0	0	0
Virginia	1	0	1	0.0-0	0.0-0	0	0	0	0	0
North Carolina	2	0	2	0.0-0	0.0-0	0	0	0	0	0
Georgia Tech	3	1	4	0.5-8	0.0-0	0	0	0	0	0
Miami	1	1	2	0.0-0	0.0-0	0	0	0	0	0
Wake Forest ¹	1	0	1	0.0-0	0.0-0	0	0	0	0	0

Year	G/GS	Solo	Ast	Total	TFL	QBS	INT	PBU	CF	FR	QBH
2009	12/1	16	4	20	1.5-9	0.0-0	0	0	0	0	0
Total	12/1	16	4	20	1.5-9	0.0-0	0	0	0	0	0



52 August Campbell

LB • 6-3, 215 • R-FR.

FREEPORT, BAHAMAS

CHRIST (N.C.) SCHOOL

2010

Enters the fall as the top reserve at weakside linebacker ... owns great athleticism and speed ... playing time will hinge on level of consistency ... carded the top broad jump (11-0) while ranking second in the vertical jump (40.0) and fourth in the 40-yard dash (4.43) in the program's post-spring practice testing.

2009

Saw action in three games (Army, Kansas & N.C. Central) ... missed the remainder of the season due to shoulder injury and was granted a hardship waiver ... had two tackles in the win at Army ... on the field for 34 total snaps.

PRIOR TO DUKE

Three-year letterman at Christ School under Michael Williamson and Jamie Auch ... three-time all-conference and two-time all-state pick ... had 91 tackles, four sacks, three fumble recoveries and two interceptions while scoring four defensive touchdowns during senior campaign ... posted 82 tackles, five sacks and three interceptions as a junior ... helped Christ School to consecutive state playoff berths in 2007 and 2008 ... posted career totals of 237 tackles, 16 sacks, seven interceptions and seven fumble recoveries while scoring six defensive touchdowns on four interception returns and two fumble returns ... also lettered in baseball.

PERSONAL

Son of Blanch and Edmund Campbell ... born August 13, 1990.

STATISTICS

2009

Opponent	Solo	Ast	Total	TFL	QBS	INT	PBU	CF	FR	QBH
Richmond	— DNP—									
Army	1	1	2	0.0-0	0.0-0	0	0	0	0	0
Kansas	0	0	0	0.0-0	0.0-0	0	0	0	0	0
N.C. Central	0	0	0	0.0-0	0.0-0	0	0	0	0	0
Virginia Tech	— DNP—									
N.C. State	— DNP—									
Maryland	— DNP—									
Virginia	— DNP—									
North Carolina	— DNP—									
Georgia Tech	— DNP—									
Miami	— DNP—									
Wake Forest ¹	— DNP—									

Year	G/GS	Solo	Ast	Total	TFL	QBS	INT	PBU	CF	FR	QBH
2009	3/0	1	1	2	0.0-0	0.0-0	0	0	0	0	0
Total	3/0	1	1	2	0.0-0	0.0-0	0	0	0	0	0



4 Walt Canty

S • 6-1, 205 • SO.

ROEBUCK, S.C.

DORMAN HIGH SCHOOL

2010

Listed as the top reserve behind returning starter Matt Daniels at right safety ... made good progress during spring practice ... scheduled to battle for game action on both defense and special teams.

2009

Played in all 12 contests ... had three tackles on the year including two against N.C. Central ... on the gridiron for 165 plays including 32 defensive snaps.

PRIOR TO DUKE

Three-year letterman at Dorman under David Gutshall ... charted as the 26th-top safety in the nation and the 15th-best overall prospect in South Carolina by *Rivals.com* ... listed as one of the top 25 overall prospects in South Carolina by the *Charlotte Observer* ... as a senior, posted 84 tackles and four interceptions while rushing for 501 yards and 16 touchdowns as Dorman went 13-1, was ranked as high as No. 12 in the *USA Today* national rankings and advanced to the state 4A Division I semifinals ... named all-state in 2008 by the *Associated Press* ... Area Defensive Player of the Year pick by the *Spartanburg Herald-Journal* ... All-Mid Atlantic Region pick by *SuperPrep* ... earned defensive MVP honors of the annual Shrine Bowl after posting four tackles including two for loss and helping South Carolina hold North Carolina to 120 yards of offense in a 24-16 win ... in the Shrine Bowl, rushed four times for 63 yards including a nine-yard touchdown run and returned four punts for 55 yards.

PERSONAL

Son of Donna and Walter Canty ... born October 28, 1990 ... high school teammate of fellow Duke player Taylor Sowell.

STATISTICS

2009

Opponent	Solo	Ast	Total	TFL	QBS	INT	PBU	CF	FR	QBH
Richmond	0	0	0	0.0-0	0.0-0	0	0	0	0	0
Army	0	0	0	0.0-0	0.0-0	0	0	0	0	0
Kansas	0	0	0	0.0-0	0.0-0	0	0	0	0	0
N.C. Central	1	1	2	0.0-0	0.0-0	0	0	0	0	0
Virginia Tech	0	0	0	0.0-0	0.0-0	0	0	0	0	0
N.C. State	0	1	1	0.0-0	0.0-0	0	0	0	0	0
Maryland	0	0	0	0.0-0	0.0-0	0	0	0	0	0
Virginia	0	0	0	0.0-0	0.0-0	0	0	0	0	0
North Carolina	0	0	0	0.0-0	0.0-0	0	0	0	0	0
Georgia Tech	0	0	0	0.0-0	0.0-0	0	0	0	0	0
Miami	0	0	0	0.0-0	0.0-0	0	0	0	0	0
Wake Forest ¹	0	0	0	0.0-0	0.0-0	0	0	0	0	0

Year	G/GS	Solo	Ast	Total	TFL	QBS	INT	PBU	CF	FR	QBH
2009	12/0	1	2	3	0.0-0	0.0-0	0	0	0	0	0
Total	12/0	1	2	3	0.0-0	0.0-0	0	0	0	0	0



6 Ross Cockrell

CB • 6-0, 175 • R-FR.

WAXHAW, N.C.

LATIN HIGH SCHOOL

2010

Departed spring drills as a starter at cornerback ... has shown good competitiveness and play-making abilities ... could play an important role in the defensive secondary this fall ... had two tackles and two pass breakups in the annual Spring Game.

2009

Did not see game action.

PRIOR TO DUKE

Two-year letterman under Larry McNulty at Charlotte Latin ... charted as the 74th-top cornerback in the nation by *Scout.com* ... listed as the 76th-best cornerback in the country by *Rivals.com* ... In senior season, had 29 receptions for 459 yards and 11 TDs while posting 34 tackles and three interceptions as Latin went 9-3 and reached the state championship game ... helped Latin to a 13-0 record and state title as a junior by catching 41 passes for 806 yards and seven touchdowns and compiling 38 tackles and nine interceptions with four defensive touchdowns ... scored six defensive touchdowns during prep career ... two-time all-conference and all-state selection ... also lettered in basketball and track and field, earning all-conference honors in both sports ... at the NCISAA 3A state championship track and field meet, placed first in the 100-meter, 200-meter, 400-meter and 4x400-meter relay competitions.

PERSONAL

Son of Serena and Kieth Cockrell ... father played football at Columbia University ... born August 6, 1991.



73 Takoby Cofield

OL • 6-6, 300 • FR.

TARBORO, N.C.

TARBORO HIGH SCHOOL

PRIOR TO DUKE

Three-year letterman at Tarboro High School under coach Jeff Craddock ... tabbed the 40th-top offensive tackle in the nation and the 15th-best overall prospect in North Carolina by *Rivals.com* ... listed as the third-best offensive lineman in North Carolina and the 17th-top overall prospect in the state by the *Charlotte Observer* ... All-Mid Atlantic Region choice by *SuperPrep* ... started 42 career games while helping Tarboro to a three-year record of 36-8 with three state playoff berths, one runner-up finish (2008) and one championship (2009) ... in 2009, helped Tarboro to 15-1 overall record and the 2-A state championship with a 28-3 win over Burnsville Mountain Heritage in the title game ... carded over 100 pancake blocks on offense while registering 40 tackles and 20 tackles for loss on defense as a senior ... 2009 Honorable mention All-Southern selection by the *Orlando Sentinel* ... 2009 First team 2-A all-state pick by *NCPreps.com* ... helped Tarboro to 14-2 ledger and state runner-up finish in 2008 ... two-time first team all-conference and all-area selection ... helped North Carolina to a 24-14 win over South Carolina in the annual Shrine Bowl of the Carolinas on December 19, 2009 in Spartanburg, S.C. ... also lettered in track and field.

PERSONAL

Son of Ava and Toney Cofield ... born January 22, 1992.



70 John Coleman

OG • 6-5, 280 • R-FR.

FLORENCE, S.C.

WEST FLORENCE HIGH SCHOOL

2010

Reserve offensive guard ... good athlete who has made strides in development ... could push for playing time.

2009

Did not see game action.

PRIOR TO DUKE

Three-year letterman under Trey Woodberry ... listed as the 64th-best offensive tackle in the nation by *ESPN.com* ... charted by *SCVarsity.com* as the seventh-best offensive lineman and the 57th-top overall prospect in South Carolina ... earned All-Pee Dee honors from the *Florence Morning News* after helping West Florence to a 7-5 mark and state playoff berth ... All-Mid Atlantic Region pick by *SuperPrep* ... named a 2008-09 Carolina Panthers Community Captain for excellence in athletics, academics and community service ... helped the South squad to a 24-14 win in the annual South Carolina North-South All-Star game on December 13, 2008 in Myrtle Beach ... received all-region honors following junior season ... also lettered in basketball and weight lifting.

PERSONAL

Son of Lillian and John Coleman ... father played football at South Carolina ... born June 21, 1990 ... high school teammate of fellow Duke player Sydney Sarmiento.



18 Brandon Connette

QB • 6-2, 210 • FR.

CORONA, CALIF.

SANTIAGO HIGH SCHOOL

2010

Enters the 2010 season third on the depth chart at QB ... enrolled at Duke in January, 2010 and participated in spring practice ... explosive athlete ... true dual threat quarterback ... coaches were very pleased with his progress during spring drills ... has learned as quickly as any QB under David Cutcliffe's tutelage ... in the Spring Game, guided the Blue squad to a 24-3 victory by rushing 13 times for 91 yards and one TD while completing eight-of-19 throws for 67 yards including a six-yard scoring strike to Tyree Watkins ... in five total scrimmages during spring practice, completed 40-of-82 (.488) passes for 488 yards with five TDs and one INT.

PRIOR TO DUKE

Lettered four seasons at Santiago High School under coaches Steve Mitchell (2006-07-08) and Jeff Steinberg (2009) ... listed as the 62nd-best quarterback in the nation by both *ESPN.com* and *Scout.com* ... All-Far West Region choice by *SuperPrep* ... helped team to three straight state playoff appearances ... as a senior, completed 145-of-249 (.582) passes for 1,961 yards with 18 TDs and 11 INTs while rushing for 462 yards and 12 TDs ... in a 44-24 win over Corona on November 6, 2009, accounted for 388 (277 pass & 111 rush) yards and six total TDs (2 pass & 4 rush) ... threw four TD passes against both King (October 16, 2009) and Norco (October 23, 2009) in consecutive weeks ... in junior season, completed 104-of-208 (.500) passes for 1,406 yards with 14 TDs and 11 INTs while rushing for 881 yards and 10 TDs ... rushed for career-high 238 yards and three TDs in a 28-13 win over Roosevelt on October 17, 2008 ... in final two seasons, compiled 4,710 total yards (3,367 pass & 1,343 rush) with 54 total touchdowns (32 pass & 22 rush).

PERSONAL

Son of Allen and Nancy Connette ... born July 21, 1991.



40 Matt Daniels

S • 6-1, 200 • JR.

FAYETTEVILLE, GA.

FAYETTE COUNTY HIGH SCHOOL

2010

Returning starter at safety ... owns bona fide playmaking abilities ... has emerged into a leader within the program ... could vie for postseason honors ... preseason third team All-ACC pick by *Phil Steele's College Football Preview* ... Duke's leading returning tackler from a season ago (83) ... also the Blue Devils' active leader in tackles (105) entering the season ... ranks second among active Duke players in career PBUs (6) ... on the field for 1,133 snaps over the past two seasons (847 defensive & 286 special teams) ... with a team-high five tackles, helped the Blue squad to a 24-3 win in the annual Spring Game.

2009

Academic All-ACC selection ... started all 12 games ... finished third on the team and 18th in the ACC with 83 tackles ... ranked 13th in the ACC in tackles per game (6.9) ... added 3.0 tackles for loss, 0.5 quarterback sack, six pass breakups and three caused fumbles ... ranked fifth in the league and tied for 34th nationally in caused fumbles per game (0.25) ... posted a season-high 13 tackles along with two PBUs at Miami ... had nine stops against both Virginia Tech and Maryland and eight tackles versus Richmond and Wake Forest ... first career sack came against Virginia Tech ... on the gridiron for 890 total snaps including 773 defensive plays ... snap total ranked third on the team behind Catron Gainey (953) and Kyle Hill (897) ... saw action on a season-high 91 plays against Miami and reached the 80-snap barrier against Army (88), Kansas (83), North Carolina (80) and Wake Forest (80).

2008

Played in 10 games with one start as a true freshman ... missed tilts against Wake Forest and North Carolina ... finished the year with 22 tackles, one interception and one fumble recovery ... garnered his first collegiate start against Virginia and posted four tackles ... at Virginia Tech, totaled three tackles, one interception and one fumble recovery on just 15 snaps before suffering a season-ending knee injury ... posted a season-high five tackles at Georgia Tech ... also had four tackles against Miami and three stops at Vanderbilt ... played a total of 243 snaps with 74 coming on defense and 169 on special teams ... on the field for a season-high 52 plays against Virginia.

PRIOR TO DUKE

Four-year letterman at Fayette County under Tommy Webb ... listed as the No. 37 safety in the country and No. 37 overall prospect in Georgia by *Rivals.com* ... charted as the No. 27 safety in the nation by *ESPN.com* ... three-time all-region selection and two-time all-county choice ... named Fayette County's Offensive and Defensive Player of the Year as both a junior and senior ... set school single-game rushing record with 348 yards ... compiled 104 tackles, four interceptions and two sacks along with 1,486 rushing yards and 19 TDs as a senior while leading Fayette County to an 11-1 record and state playoff berth ... finished his career with 268 total tackles and seven interceptions with 2,790 rushing yards and 39 touchdowns on 384 carries ... also participated in track and field ... member of the school's record-setting 4x100-meter relay team ... honored with the Watkins Award, an honor presented annually to the top African-American high school student-athlete in the country.

PERSONAL

Son of Bruce and Swannette Daniels ... born September 27, 1989 ... majoring in Public Policy Studies.

STATISTICS

2008

Opponent	Solo	Ast	Total	TFL	QBS	INT	PBU	CF	FR	QBH
James Madison	0	1	1	0.0-0	0.0-0	0	0	0	0	0
Northwestern	1	0	1	0.0-0	0.0-0	0	0	0	0	0
Navy	1	0	1	0.0-0	0.0-0	0	0	0	0	0
Virginia ¹	4	0	4	0.0-0	0.0-0	0	0	0	0	0
Georgia Tech	3	2	5	0.0-0	0.0-0	0	0	0	0	0
Miami	2	2	4	0.0-0	0.0-0	0	0	0	0	0
Vanderbilt	2	1	3	0.0-0	0.0-0	0	0	0	0	0
Wake Forest	— DNP —									
N.C. State	0	0	0	0.0-0	0.0-0	0	0	0	0	0
Clemson	0	0	0	0.0-0	0.0-0	0	0	0	0	0
Virginia Tech	2	1	3	0.0-0	0.0-0	1	0	0	1	0
North Carolina	— DNP —									

2009

Opponent	Solo	Ast	Total	TFL	QBS	INT	PBU	CF	FR	QBH
Richmond ²	4	4	8	0.0-0	0.0-0	0	0	0	0	0
Army ³	4	0	4	0.0-0	0.0-0	0	1	1	0	0
Kansas ⁴	3	1	4	0.0-0	0.0-0	0	0	0	0	0
N.C. Central ⁵	4	0	4	0.0-0	0.0-0	0	1	1	0	0
Virginia Tech ⁶	6	3	9	1.5-4	0.5-3	0	0	1	0	0
N.C. State ⁷	5	1	6	0.0-0	0.0-0	0	0	0	0	0
Maryland ⁸	6	3	9	0.0-0	0.0-0	0	1	0	0	0
Virginia ⁹	5	2	7	1.0-1	0.0-0	0	1	0	0	0
North Carolina ¹⁰	3	1	4	0.0-0	0.0-0	0	0	0	0	0
Georgia Tech ¹¹	2	5	7	0.5-1	0.0-0	0	0	0	0	0
Miami ¹²	10	3	13	0.0-0	0.0-0	0	2	0	0	0
Wake Forest ¹³	4	4	8	0.0-0	0.0-0	0	0	0	0	0

Year	G/GS	Solo	Ast	Total	TFL	QBS	INT	PBU	CF	FR	QBH
2008	10/1	15	7	22	0.0-0	0.0-0	1	0	0	1	0
2009	12/12	56	27	83	3.0-6	0.5-3	0	6	3	0	0
Total	22/13	71	34	105	3.0-6	0.5-3	1	6	3	1	0



89

Braxton Deaver

TE • 6-5, 210 • FR.

CHARLOTTE, N.C.

PROVIDENCE HIGH SCHOOL

PRIOR TO DUKE

Lettered three seasons at Providence High School under coach Randy Long ... charted as the 121st-best wide receiver in the nation by *Scout.com* ... All-Mid Atlantic Region choice by *SuperPrep* ... helped team to three-year record of 23-18 with three state playoff appearances ... as a senior, earned first team all-state honors from both the *Associated Press* and *NCPreps.com* after catching 72 passes for 1,002 yards and 13 TDs ... received all-conference and all-county accolades in 2009 ... had 46 receptions for 752 yards and 10 TDs as a junior and 58 catches for 800 yards and 12 TDs as a sophomore ... finished career with 176 receptions for 2,554 yards and 35 TDs ... lettered as a midfielder on the lacrosse team, helping squad to two conference crowns as well as the 2009 state title.

PERSONAL

Son of Jay and Jayne Deaver ... father lettered four seasons (1985-86-87-88) as an offensive guard at Wake Forest, helping the Demon Deacons to a 22-21-1 record ... high school teammate of fellow Duke football player Brandon Braxton ... born May 8, 1992.



94

Jordan DeWalt-Ondijo

DE • 6-5, 215 • FR.

PRAIRIE VIEW, TEXAS

WALLER HIGH SCHOOL

PRIOR TO DUKE

Lettered two seasons at Waller High School under coach Jason Morley ... helped team to state playoff appearance in 2009 ... recorded eight sacks in senior campaign en route to earning first team All-District 18-4A honors ... also lettered in basketball.

PERSONAL

Son of Corliss Ondijo and Willie DeWalt ... born May 19, 1992.



90

Patrick Egboh

DE • 6-5, 245 • R-SR.

MESQUITE, TEXAS

NORTH MESQUITE HIGH SCHOOL

2010

Returning starting defensive end ... has gained strength and quickness ... coaches were pleased with his performance during spring drills ... pairs with Wesley Oglesby to give Duke two fifth-year senior ends on opposite sides ... has played 924 career snaps including 862 plays on defense.

2009

Saw action in all 12 games with 10 starting assignments ... recorded 34 tackles, 3.0 tackles for loss, 1.0 quarterback sack along with six quarterback pressures and two pass breakups ... lone sack of the year came at Kansas ... led the squad in QB pressures ... posted a season-high seven tackles including one for loss against Georgia Tech ... had five stops against Army, North Carolina and Wake Forest ... on the field for 534 total snaps including 488 defensive plays ... carded a season-best 67 snaps at Miami.

2008

Appeared in all 12 games with two starting assignments ... posted 25 tackles and two quarterback hurries ... earned starts in the final two games against Virginia Tech and North Carolina ... tallied four tackles against James Madison, Clemson and Virginia Tech ... had three stops against Navy ... on the field for 316 plays with 134 of those coming in the final three games ... played a season-high 52 snaps at Virginia Tech.

2007

Played in seven games with increased playing time in the last four contests of the season ... ended the year with four tackles, 1.5 tackles for loss and 1.5 sacks ... best game came at North Carolina with 1.5 sacks and two tackles ... also had two tackles against Georgia Tech ... on the field for 74 total snaps on the year.

2006

Did not see game action.

PRIOR TO DUKE

Two-year letterman at North Mesquite High School under coach Steven Bragg ... registered 84 tackles and seven sacks en route to earning all-district honors as a senior ... also participated in basketball.

PERSONAL

Son of Patrick and Bibian Egboh ... brother, Pannel, played football at Stanford ... born May 27, 1987 ... double majoring in Biological Anthropology & Anatomy and Sociology.

STATISTICS

2007

Opponent	Solo	Ast	Total	TFL	QBS	INT	PBU	CF	FR	QBH
Connecticut	0	0	0	0.0-0	0.0-0	0	0	0	0	0
Virginia	—	DNP	—							
Northwestern	—	DNP	—							
Navy	—	DNP	—							
Miami	—	DNP	—							
Wake Forest	0	0	0	0.0-0	0.0-0	0	0	0	0	0
Virginia Tech	—	DNP	—							
Florida State	0	0	0	0.0-0	0.0-0	0	0	0	0	0
Clemson	0	0	0	0.0-0	0.0-0	0	0	0	0	1
Georgia Tech	1	1	2	0.0-0	0.0-0	0	0	0	0	0
Notre Dame	0	0	0	0.0-0	0.0-0	0	0	0	0	0
North Carolina	1	1	2	1.5-17	1.5-17	0	0	0	0	0


2008

Opponent	Solo	Ast	Total	TFL	QBS	INT	PBU	CF	FR	QBH
James Madison	1	3	4	0.0-0	0.0-0	0	0	0	0	1
Northwestern	0	1	1	0.0-0	0.0-0	0	0	0	0	0
Navy	2	1	3	0.0-0	0.0-0	0	0	0	0	0
Virginia	1	1	2	0.0-0	0.0-0	0	0	0	0	0
Georgia Tech	2	0	2	0.0-0	0.0-0	0	0	0	0	0
Miami	0	1	1	0.0-0	0.0-0	0	0	0	0	0
Vanderbilt	0	1	1	0.0-0	0.0-0	0	0	0	0	0
Wake Forest	0	0	0	0.0-0	0.0-0	0	0	0	0	0
N.C. State	0	1	1	0.0-0	0.0-0	0	0	0	0	0
Clemson	0	4	4	0.0-0	0.0-0	0	0	0	0	1
Virginia Tech	0	4	4	0.0-0	0.0-0	0	0	0	0	0
North Carolina	0	2	2	0.5-0	0.0-0	0	0	0	0	0

2009

Opponent	Solo	Ast	Total	TFL	QBS	INT	PBU	CF	FR	QBH
Richmond	1	3	4	0.0-0	0.0-0	0	1	0	0	2
Army	2	3	5	0.5-1	0.0-0	0	0	0	0	0
Kansas	3	1	4	1.0-1	1.0-1	0	1	0	0	0
N.C. Central	0	0	0	0.0-0	0.0-0	0	0	0	0	0
Virginia Tech	0	2	2	0.0-0	0.0-0	0	0	0	0	1
N.C. State	0	0	0	0.0-0	0.0-0	0	0	0	0	0
Maryland	0	0	0	0.0-0	0.0-0	0	0	0	0	0
Virginia	0	0	0	0.0-0	0.0-0	0	0	0	0	0
North Carolina	3	2	5	0.5-1	0.0-0	0	0	0	0	1
Georgia Tech	5	2	7	1.0-2	0.0-0	0	0	0	0	0
Miami	0	2	2	0.0-0	0.0-0	0	0	0	0	0
Wake Forest	1	4	5	0.0-0	0.0-0	0	0	0	0	2

Year	G/GS	Solo	Ast	Total	TFL	QBS	INT	PBU	CF	FR	QBH
2007	7/0	2	2	4	1.5-17	1.5-17	0	0	0	0	1
2008	12/2	6	19	25	0.5-0	0.0-0	0	0	0	0	2
2009	12/10	15	19	34	3.0-5	1.0-1	0	2	0	0	6
Total	31/12	23	40	63	5.0-22	2.5-18	0	2	0	0	9



35 Jeffrey Faris

S • 5-11, 185 • JR.

KNOXVILLE, TENN.

KNOXVILLE CATHOLIC HIGH SCHOOL

2010

Walk-on reserve safety ... recipient of the program's Blue Devil Heart Award at the conclusion of spring practice.

2009

Played in one game, the win over N.C. Central ... received the Mike Suglia Award which is presented annually to the second-year member of the Duke football program who best exemplifies the qualities of the late Mike Suglia.

2008

Did not see game action.

PRIOR TO DUKE

Four-year letterman at Knoxville Catholic under Mark Pemberton ... finished his career with 135 tackles, 30 pass breakups, two interceptions, four caused fumbles, four recovered fumbles and 42 carries for 340 yards and four TDs ... as a senior he tallied 75 tackles, 15 pass breakups, one interception, three caused fumbles, three recovered fumbles and 30 carries for 300 yards and four TDs ... scored the game-winning touchdown in the first round of the playoffs as a senior ... earned the Knoxville Quarterback Club Player of the Week and the PrepXtra Defensive Player of the Week ... received the National Football Foundation and College Hall of Fame, Inc. Scholar-Athlete Award ... awarded the George Willard Athletic Award for Outstanding Character ... team captain as a senior.

PERSONAL

Son of Sondra and John Faris, Sr. ... born March 13, 1990 ... majoring in Economics while minoring in Biological Anthropology & Anatomy.



44 Jack Farrell

TE • 6-2, 225 • R-FR.

ATLANTA, GA.

HOLY INNOCENTS' HIGH SCHOOL

2010

Reserve tight end ... could battle for playing time on both offense and special teams.

2009

Did not see game action.

PRIOR TO DUKE

Three-year letterman under Ryan Livezey at Holy Innocents' ... charted as the 76th-top tight end in the country by *ESPN.com* ... listed as the 100th-best tight end in the nation by *Scout.com* ... named to the Georgia 150 by the *Atlanta Journal-Constitution* ... as a senior, caught 13 passes for 258 yards while helping Holy Innocents' to a 9-4 record and state playoff berth ... served as team captain and earned first team all-area and all-region in 2008 ... had 24 catches for 324 yards during junior season and received Atlanta All-Northside honors ... helped Holy Innocents' to three-year record of 20-14 with two state playoff appearances ... also lettered in baseball and helped Holy Innocents' to AA state championship in 2007.

PERSONAL

Son of John and Susan Farrell ... father played football at Dickinson College ... born May 30, 1990.



64 Joey Finison

C • 6-4, 285 • R-FR.
GREENSBORO, N.C.
RAGSDALE HIGH SCHOOL

2010

Charted as the top reserve at center behind returning starter Bryan Morgan ... hard worker who was shifted to center based on good athletic ability ... made strides during spring drills.

2009

Did not see game action.

PRIOR TO DUKE

Three-year letterman at Ragsdale under Tommy Norwood ... started 36 career games, helping the Tigers to a 27-10 record and three state playoff berths ... guided Ragsdale to a 13-1 record in 2008 ... first team All-Area pick by the *Greensboro News & Record* as a senior ... also earned all-conference honors and Ragsdale's Most Outstanding Offensive Lineman award ... two-time all-region choice in track and field ... also lettered in track and field, earning conference crowns in both the discus and shot put.

PERSONAL

Son of Joseph and Tisha Finison ... born June 11, 1991.



69 Teddy Force

OT • 6-5, 300 • SO.
LANCASTER, PA.
LAMPETER-STRASBURG HIGH SCHOOL

2010

Walk-on reserve offensive lineman.

2009

Did not see game action.

PRIOR TO DUKE

Two-year letterman under John Manion at Lampeter-Strasburg ... helped squad to 12-3 record and state playoff berth in junior campaign ... also lettered in wrestling.

PERSONAL

Son of Ted and Carol Force ... born November 1, 1990.



80 Tony Foster

WR • 6-1, 180 • R-SO.
BURLINGTON, N.C.
WILLIAMS HIGH SCHOOL

2010

Reserve wide receiver ... could compete for playing time at wideout while continuing to have an impact on special teams ... posted the program's third-best 40-yard dash time (4.40) following spring practice.

2009

Played in all 12 games on special teams ... on the gridiron for 144 plays ... credited for 13 tackles along with one fumble recovery ... led the team in special teams tackles.

2008


Did not see game action.

PRIOR TO DUKE

Two-year letterman at Williams under Sam Story ... earned all-region honors from the *Burlington Times-News* ... as a senior, caught 68 passes for 1,091 yards and nine TDs en route to garnering all-conference recognition ... caught one pass for 14 yards as a member of the North Carolina squad in the 72nd annual Shrine Bowl on December 15, 2007 in Spartanburg, S.C. ... helped Williams to a 14-2 record and berth in the state championship game as a sophomore and a 9-6 ledger and appearance in the state semifinals as a junior ... also participated in basketball and track and field ... all-conference selection as a sprinter in track and field.

PERSONAL

Son of Chery Foster and Glenn Johnson ... uncle, Mitchell Foster, played basketball at St. John's University ... cousin, Stanley Foster, wrestled at East Stroudsburg University ... born April 20, 1990 ... double majoring in Sociology and Cultural Anthropology.



92 Justin Foxx

DE • 6-3, 240 • R-FR.
CHARLOTTE, N.C.
VICTORY CHRISTIAN HIGH SCHOOL

2010

Listed as the top reserve at right defensive end ... has shown improvement since arriving on campus ... combines solid intensity with good hand strength.

2009

Did not see game action.

PRIOR TO DUKE

Three-year letterman at Victory Christian under Frank Crockett ... tabbed the 27th-best weakside defensive end in the nation and the 13th-top overall prospect in North Carolina by *Rivals.com* ... recorded 85 tackles and 17 sacks as a senior en route to earning all-state accolades ... All-Mid Atlantic Region pick by *SuperPrep* ... as a junior, compiled 11 sacks and seven caused fumbles ... helped Victory Christian to 19 wins over three seasons ... also lettered in basketball.

PERSONAL

Son of Jethro and Vernetta Foxx ... born May 30, 1991.



54 C.J. France

LB • 6-1, 210 • FR.

COLUMBUS, GA.

CARVER HIGH SCHOOL

PRIOR TO DUKE

Lettered three seasons at Carver High School under coach Dell McGhee ... listed as the 89th-best outside linebacker in the nation by *ESPN.com* ... charted as the 80th-top middle linebacker in the country by *Scout.com* ... helped team to three-year record of 37-5 with three state playoff appearances and the 2007 state title ... as a senior, recorded 113 tackles ... selected to play in the annual Georgia Coaches Association North-South All-Star Game ... also lettered in tennis.

PERSONAL

Son of Clarence and Lisa France ... born April 9, 1992.



95 Guillermo Freile

K • 5-9, 175 • JR.

MIAMI, FLA.

MIAMI COUNTRY DAY SCHOOL

2010

Walk-on reserve placekicker.

2009

Did not see game action.

2008

Did not see game action.

PRIOR TO DUKE

Played under Danny Penengo at Miami Country Day ... also played soccer ... earned all-state recognition in soccer along with all-county and team MVP honors ... helped squad to two district championships in soccer ... four-year letterwinner on the tennis team ... helped squad to four district crowns.

PERSONAL

Son of Guillermo and Maria Isabel Freile ... born November 26, 1989.



45 Austin Gamble

LB • 6-1, 240 • SO.

WESTON, FLA.

CYPRESS BAY HIGH SCHOOL

2010

Charted as the top reserve at middle linebacker ... expected to compete for significant game action ... has displayed explosive abilities ... key to production will be continued improvement of consistency level ... credited with eight tackles in the annual Spring Game ... All-ACC selection and NCAA Championships qualifier in the discus.

2009

Played in all 12 games ... finished with 11 tackles including a season-high four versus Georgia Tech ... on the field for 197 total plays including 66 defensive snaps.

DUKE TRACK & FIELD

In the spring of 2010, became the first athlete in Duke track and field history to qualify for the NCAA Championships in the discus where he finished 20th (164-3) ... set school record in the discus (180-10) at the NCAA Eastern Preliminary Round ... placed third at the ACC Championships to earn All-ACC honors (179-5) ... won the discus championship (175-8) at the Penn Relays, becoming the first Duke athlete to do so since James O'Leary in 1950.

PRIOR TO DUKE

Three-year letterman at Cypress Bay under Mark Guandolo ... listed as the 35th-top inside linebacker in the country by *ESPN.com* ... charted as the 44th-best strongside linebacker in the nation by *Scout.com* ... listed as the 55th-top inside linebacker in the country by *Rivals.com* ... as a senior, posted 115 tackles, six sacks, two fumble recoveries and one interception as Cypress Bay went 10-2 ... Florida Sports Writers Association 6A third team all-state pick ... earned first team all-county honors ... helped Cypress Bay to a three-year record of 28-7 with three state playoff appearances ... also lettered in track and field ... at the 2009 Florida 4A state track and field championship meet, captured first place in the discus and third in the shot put ... previously earned district and region crowns while finishing fifth in the state in the discus and claimed district and region titles while placing sixth in the state in the shot put ... at the Nike Outdoor Nationals in Greensboro, N.C., finished third in the discus competition.

PERSONAL

Son of Sharon and John Gamble ... father serves as the Director of Player Development for the Miami Dolphins ... born September 27, 1990.

STATISTICS

2009

Opponent	Solo	Ast	Total	TFL	QBS	INT	PBU	CF	FR	QBH
Richmond	0	0	0	0.0-0	0.0-0	0	0	0	0	0
Army	1	0	1	0.0-0	0.0-0	0	0	0	0	0
Kansas	1	0	1	0.0-0	0.0-0	0	0	0	0	0
N.C. Central	0	0	0	0.0-0	0.0-0	0	0	0	0	0
Virginia Tech	0	1	1	0.0-0	0.0-0	0	0	0	0	0
N.C. State	0	1	1	0.0-0	0.0-0	0	0	0	0	0
Maryland	0	0	0	0.0-0	0.0-0	0	0	0	0	0
Virginia	0	0	0	0.0-0	0.0-0	0	0	0	0	0
North Carolina	0	0	0	0.0-0	0.0-0	0	0	0	0	0
Georgia Tech	3	1	4	0.0-0	0.0-0	0	0	0	0	0
Miami	1	1	2	0.0-0	0.0-0	0	0	0	0	0
Wake Forest	0	1	1	0.0-0	0.0-0	0	0	0	0	0

Year	G/GS	Solo	Ast	Total	TFL	QBS	INT	PBU	CF	FR	QBH
2009	12/0	6	5	11	0.0-0	0.0-0	0	0	0	0	0
Total	12/0	6	5	11	0.0-0	0.0-0	0	0	0	0	0



14 Corey Gattis

WR • 5-11, 170 • R-FR.

DURHAM, N.C.

HILLSIDE HIGH SCHOOL

2010

Reserve wide receiver expected to battle for playing time ... has improved strength and speed ... former prep quarterback with good running ability.

2009

Did not see game action.

PRIOR TO DUKE

Three-year letterman at Hillside under Ray Harrison ... Area Offensive Player of the Year selection by the *Durham Herald-Sun* after accounting for over 3,300 total yards and 24 touchdowns as a senior ... in 2008, completed 198-of-275 passes for 2,606 yards with 15 touchdowns against just four interceptions while rushing for 760 yards with nine TDs as Hillside went 12-2-1 and advanced to the state playoff semifinal game ... earned PAC-6 Offensive Back of the Year honors ... played in the annual Shrine Bowl, catching two passes for 10 yards ... helped Hillside to an 11-3 ledger and state playoff third round as a junior by throwing for over 3,000 yards with 29 touchdowns while rushing for 550 yards and seven scores ... for his career, completed 432-of-675 passes for 5,988 yards with 46 touchdowns ... three-time all-conference and two-time all-area honoree ... helped Hillside to a three-year record of 33-8-1 with three state playoff berths ... also lettered in baseball and track and field.

PERSONAL

Son of Angela and Timothy Pittman ... born April 19, 1991 ... high school teammate of fellow Duke football player Desmond Scott.



75 Travis Gibson

OG • 6-3, 260 • SO.

MIAMI, FLA.

CHRISTOPHER COLUMBUS HIGH SCHOOL

2010

Walk-on reserve offensive lineman.

2009

Did not see game action.

PRIOR TO DUKE

Two-year letterman at Christopher Columbus High School under Chris Merritt ... served as team captain as a senior while helping squad to a 12-1 record and state playoff berth.

PERSONAL

Son of Ford and Lynn Gibson ... father played football at Clemson ... born July 25, 1989.



50 Tyree Glover

LB • 6-2, 245 • SO.

CRESCENT CITY, FLA.

CRESCENT CITY HIGH SCHOOL

2010

Listed as the top reserve at the Devil linebacker slot ... a natural playmaker ... could play a significant role in Duke's success in 2010 ... posted six tackles in the annual Spring Game.

2009

Played in all 12 games ... earned one start (Army) ... recorded eight tackles on the year including a season-high four stops at Army ... had three tackles against N.C. Central ... on the field for 145 total plays including 29 defensive snaps.

PRIOR TO DUKE

Three-year letterman at Crescent City under Al Wisnoski ... listed as the 100th-best outside linebacker in the nation by *ESPN.com* ... as a senior, registered a school single-season record 154 tackles with 12 tackles for loss, 10 caused fumbles, two sacks and two interceptions ... Putnam County Player of the Year by the Palatka Daily News in 2008 ... District 5 Player of the Year pick by the Florida Athletic Coaches Association ... Class 2B first team all-state pick by the Florida Sports Writers Association ... tabbed to the Florida Athletic Coaches Association District V all-star team and played for the North squad in the FACA All-Star game, recording 11 tackles in the contest ... two-time first team All-Putnam County selection ... finished career with 217 tackles, 16 tackles for loss, 14 caused fumbles and four interceptions.

PERSONAL

Son of Lolether Crooms ... born March 20, 1991.

STATISTICS

2009

Opponent	Solo	Ast	Total	TFL	QBS	INT	PBU	CF	FR	QBH
Richmond	0	0	0	0.0-0	0.0-0	0	0	0	0	0
Army ¹	2	2	4	0.0-0	0.0-0	0	0	0	0	0
Kansas	0	0	0	0.0-0	0.0-0	0	0	0	0	0
N.C. Central	3	0	3	0.0-0	0.0-0	0	0	0	0	1
Virginia Tech	0	0	0	0.0-0	0.0-0	0	0	0	0	0
N.C. State	0	0	0	0.0-0	0.0-0	0	0	0	0	0
Maryland	0	0	0	0.0-0	0.0-0	0	0	0	0	0
Virginia	0	0	0	0.0-0	0.0-0	0	0	0	0	0
North Carolina	0	0	0	0.0-0	0.0-0	0	0	0	0	0
Georgia Tech	0	1	1	0.0-0	0.0-0	0	0	0	0	0
Miami	0	0	0	0.0-0	0.0-0	0	0	0	0	0
Wake Forest	0	0	0	0.0-0	0.0-0	0	0	0	0	0

Year	G/GS	Solo	Ast	Total	TFL	QBS	INT	PBU	CF	FR	QBH
2009	12/1	5	3	8	0.0-0	0.0-0	0	0	0	0	1
Total	12/1	5	3	8	0.0-0	0.0-0	0	0	0	0	1



1 Zach Greene

CB • 5-10, 170 • SO.

RALEIGH, N.C.

LEESVILLE ROAD HIGH SCHOOL

2010

Enters the fall as the top reserve behind returning starting cornerback Chris Rwabukamba ... had a productive spring practice session ... hard work in the weight room should pay dividends ... picked up valuable experience in 2009 as a true freshman.

2009

Played in all 12 games, primarily on special teams ... carded 12 total tackles including a season-high four in Duke's win over N.C. Central ... on the field for 155 total snaps including 39 defensive plays ... enrolled at Duke in January, 2009.

PRIOR TO DUKE

Three-year letterman at Leesville Road under David Green ... listed as the 67th-best cornerback in the nation by *Scout.com* ... charted as one of the top 25 overall prospects in North Carolina by the *Charlotte Observer* ... three-time all-conference selection ... as a senior, posted 45 tackles, two interceptions and a 34.8-yard average on kickoff returns ... registered 58 tackles and three interceptions during junior season ... helped Leesville Road to three-year record of 35-7 with three state playoff appearances ... had 88 career pass receptions for 1,282 yards and 13 TDs ... returned four career kickoffs for touchdowns ... served as team captain as a senior ... also lettered in track and field, earning all-conference honors as a junior.

PERSONAL

Son of Dwayne and Kim Greene ... father played football at N.C. State, lettering four years (1980; 82-84) and recording 73 tackles and three interceptions as a junior and 68 tackles and two interceptions in senior season ... born May 28, 1990.

STATISTICS

2009

Opponent	Solo	Ast	Total	TFL	QBS	INT	PBU	CF	FR	QBH
Richmond	0	0	0	0.0-0	0.0-0	0	0	0	0	0
Army	1	0	1	0.0-0	0.0-0	0	0	0	0	0
Kansas	0	0	0	0.0-0	0.0-0	0	0	0	0	0
N.C. Central	3	1	4	0.0-0	0.0-0	0	0	0	0	0
Virginia Tech	1	0	1	0.0-0	0.0-0	0	0	0	0	0
N.C. State	1	0	1	0.0-0	0.0-0	0	0	0	0	0
Maryland	0	0	0	0.0-0	0.0-0	0	0	0	0	0
Virginia	1	0	1	0.0-0	0.0-0	0	0	0	0	0
North Carolina	0	0	0	0.0-0	0.0-0	0	0	0	0	0
Georgia Tech	1	1	2	0.0-0	0.0-0	0	0	0	0	0
Miami	1	0	1	0.0-0	0.0-0	0	0	0	0	0
Wake Forest	0	1	1	0.0-0	0.0-0	0	0	0	0	0

Year	G/GS	Solo	Ast	Total	TFL	QBS	INT	PBU	CF	FR	QBH
2009	12/0	9	3	12	0.0-0	0.0-0	0	0	0	0	0
Total	12/0	9	3	12	0.0-0	0.0-0	0	0	0	0	0



85 Ryan Hall

TE • 6-3, 235 • R-FR.

ORLANDO, FLA.

OLYMPIA HIGH SCHOOL

2010

Reserve tight end ... could compete for game action on offense and special teams.

2009

Did not see game action ... enrolled at Duke in January, 2009.

PRIOR TO DUKE

Three-year letterman at Olympia under Bob Head ... charted as the 37th-best tight end in the nation by *Rivals.com* ... listed as the 46th-top tight end in the country by *Scout.com* ... had 22 catches for 236 yards and two TDs as a senior ... tabbed 6A third team all-state by the Florida Sports Writers Association ... named to the All-Central Florida first team by the *Orlando Sentinel* ... helped Olympia to 16 wins over final two seasons ... two-time recipient of Olympia's Outstanding Offensive Player honor ... also lettered in baseball.

PERSONAL

Son of Laura and Jeff Hall ... born March 22, 1991.



74 Dave Harding

OG • 6-4, 275 • R-FR.

ORLANDO, FLA.

BOONE HIGH SCHOOL

2010

Charted as the top reserve at right offensive guard ... coaches feel he will challenge for game action this fall ... very athletic lineman ... emerging into one of the young leaders within the Duke program.

2009

Did not see game action.

PRIOR TO DUKE

Three-year letterman at Boone under Phil Ziglar ... participated in the annual Under Armour All-American Game on January 4, 2009 in Orlando, Fla. ... listed as the 33rd-best offensive guard in the nation by *Rivals.com* ... tabbed the 44th-top offensive tackle in the country by *Scout.com* ... serving as team captain, helped Boone to an 11-3 record and appearance in the state playoff semifinals in senior season ... named 6A first team all-state by the Florida Sports Writers Association ... All-Dixie Region pick by *SuperPrep* ... named to the All-Central Florida first team by the *Orlando Sentinel* ... also earned all-conference and all-county honors and played in the Florida East-West all-star game ... first team all-metro pick as a junior as Boone went 14-1 and reached the state title game ... helped Boone to a three-year ledger of 34-9 ... also lettered in track and field.

PERSONAL

Son of David and Merrie Harding ... father played soccer at N.C. State ... mother earned a master's degree in Physical Therapy from Duke in 1987 ... born January 1, 1991.



55 Brandon Harper

OG • 6-3, 305 • R-SR.

ALPHARETTA, GA.

MILTON HIGH SCHOOL

2010

Listed as the starting left offensive guard ... prototypical offensive guard with size and strength ... gained valuable playing time in 2009 including five starting assignments ... continues to adapt to the offensive front after switching from the defensive line ... played defensive tackle his first three seasons in the Duke program ... tied for the top mark in the bench press (445 lbs.) lift while posting the fourth-best power clean total (313 lbs.) at the program's post-spring practice evaluation.

2009

Played in all 12 games ... started five contests — N.C. Central, Virginia Tech, Georgia Tech, Miami and Wake Forest ... on the field for 417 total snaps including 361 offensive plays ... played a season-high 71 snaps against N.C. Central ... part of an offensive front that ranked third in the ACC in sacks allowed per pass attempt as Duke led the league and ranked ninth nationally in passing offense.

2008

Played in one game, seeing action on three snaps against Virginia ... missed the remainder of the season due to injury and was granted a hardship waiver.

2007

Played in seven games, including the final six contests of the season ... posted only tackle of the season at Florida State ... registered 73 total snaps including 67 on defense.

2006

Played in the final seven games of the year ... lone tackle of the year came against North Carolina ... on the gridiron for 102 total snaps.

PRIOR TO DUKE

Two-year letterman at Milton High School under coach Theo Caldwell ... had 50 tackles and two sacks during senior season.

PERSONAL

Son of Jacqueline Malone ... born March 8, 1988 ... double majoring in Biological Anthropology & Anatomy and Psychology.



93 Charlie Hatcher

NG • 6-3, 290 • R-JR.

HAMILTON, OHIO

HAMILTON HIGH SCHOOL

2010

Returning starting nose guard ... fierce competitor described by the coaching staff as a "true warrior" ... will be counted on to anchor the Blue Devil defensive front in 2010 ... post-season honors candidate ... ranks second among active Duke players in career tackles for loss (9.0) ... has showed marked improvement throughout his three years in the program ... has played 710 snaps along the defensive line in two seasons.

2009

Played in all 12 games with 11 starting assignments ... posted 39 tackles, 7.0 tackles for loss and 1.0 quarterback sack ... added five quarterback pressures and one pass breakup ... returned a fumble seven yards for a TD in Duke's win at Virginia ... blocked a PAT attempt against Kansas ... logged a season-high five tackles versus both Army and Virginia Tech ... added two tackles for loss in the victory over the Black Knights ... first career sack came in the season finale against Wake Forest ... on the field for 594 total snaps including 547 defensive plays ... logged a season-high 63 snaps at Army ... also topped the 40-play plateau against Wake Forest (62), Kansas (60), North Carolina (55), Miami (54), Richmond (50), Georgia Tech (49), Virginia (44), Virginia Tech (44) and Maryland (41).

2008

Played in nine games with one start ... tallied 13 tackles, 1.5 tackles for loss and two quarterback hurries on the year ... earned first collegiate start against Miami and registered two tackles ... recorded a season-high five tackles versus Navy ... had two stops against both James Madison and Georgia Tech ... had one tackle for loss at Virginia Tech ... tallied two QB pressures against Virginia ... played a total of 171 snaps on the year with a season-high 35 versus Virginia.

2007

Did not see game action.

PRIOR TO DUKE

Three-year letterman at Hamilton under Jim Place ... All-Region selection by *PrepStar* magazine ... first team all-conference and All-Butler County pick as a senior after recording 68 tackles and four sacks ... as a junior, picked up second team all-conference and all-county honors after posting 67 tackles, six sacks and two fumble recoveries ... finished career with 180 tackles and 14 sacks ... served as team captain during senior campaign ... nominated to the U.S. Army All American Bowl ... candidate for Anthony Munoz Foundation Offensive/Defensive Lineman of the Year ... recorded nine tackles for loss in the 62nd Annual 2007 Ohio North/South All Star Game ... nominated for the Old Spice Red Zone Player of the Year ... *Rivals.com* most polished defensive end at the Ohio State University Nike Camp ... also participated in track and field.

PERSONAL

Son of Gregory and Nancy Hatcher ... born August 26, 1988 ... double majoring in Cultural Anthropology and Computer Science.

STATISTICS

2008

Opponent	Solo	Ast	Total	TFL	QBS	INT	PBU	CF	FR	QBH
James Madison	0	2	2	1.0-0	0.0-0	0	0	0	0	0
Northwestern	0	0	0	0.0-0	0.0-0	0	0	0	0	0
Navy	2	3	5	0.0-0	0.0-0	0	0	0	0	0
Virginia	0	1	1	0.0-0	0.0-0	0	0	0	0	2
Georgia Tech	2	0	2	0.0-0	0.0-0	0	0	0	0	0
Miami ¹	1	1	2	0.0-0	0.0-0	0	0	0	0	0
Vanderbilt	0	0	0	0.0-0	0.0-0	0	0	0	0	0
Wake Forest	— DNP —									
N.C. State	— DNP —									
Clemson	— DNP —									
Virginia Tech	1	0	1	1.0-1	0.0-0	0	0	0	0	0
North Carolina	0	0	0	0.0-0	0.0-0	0	0	0	0	0

2009

Opponent	Solo	Ast	Total	TFL	QBS	INT	PBU	CF	FR	QBH
Richmond ²	1	1	2	0.0-0	0.0-0	0	0	0	0	0
Army ³	2	3	5	2.0-9	0.0-0	0	0	0	0	0
Kansas ⁴	1	0	1	0.0-0	0.0-0	0	0	0	0	0
N.C. Central	0	2	2	0.0-0	0.0-0	0	0	0	0	2
Virginia Tech ⁵	2	3	5	0.0-0	0.0-0	0	0	0	0	0
N.C. State ⁶	1	3	4	1.0-1	0.0-0	0	0	0	0	0
Maryland ⁷	0	4	4	0.0-0	0.0-0	0	1	0	0	0
Virginia ⁸	0	2	2	0.0-0	0.0-0	0	1	0	1 ¹⁰	0
North Carolina ⁹	3	1	4	1.5-2	0.0-0	0	0	0	0	2
Georgia Tech ¹⁰	1	2	3	1.0-1	0.0-0	0	0	0	0	0
Miami ¹¹	3	0	3	0.0-0	0.0-0	0	0	0	0	0
Wake Forest ¹²	3	1	4	1.5-2	1.0-2	0	0	0	0	1

Year	G/GS	Solo	Ast	Total	TFL	QBS	INT	PBU	CF	FR	QBH
2008	9/1	6	7	13	2.0-1	0.0-0	0	0	0	0	2
2009	12/11	17	22	39	7.0-15	1.0-2	0	2	0	1	5
Total	21/12	23	29	52	9.0-16	1.0-2	0	2	0	1	7



58 Curtis Hazelton

NG • 6-2, 275 • R-SO.

ROSWELL, GA.

ROSWELL HIGH SCHOOL

2010

Listed as the top reserve at nose guard behind returning starter Charlie Hatcher ... showed progress during spring drills.

2009

Played in five games, seeing action versus Army, Kansas, N.C. Central, Georgia Tech and Miami ... totalled three tackles on the year ... on the gridiron for 39 snaps including a season-high 13 at Miami.

2008

Did not see game action.

PRIOR TO DUKE

Three-year letterman at Roswell under Tim McFarlin ... listed as the No. 108 defensive end in the nation by *Scout.com* ... tabbed the No. 117 defensive end in the country by *ESPN.com* ... posted 82 tackles and five sacks as a senior to help Roswell to a 10-3 record, a berth in the Georgia AAAAAA quarterfinals and final state rankings of fifth by the Associated Press and sixth by the *Atlanta Journal-Constitution* ... All-North Fulton County and team captain as a senior ... as a junior, helped Roswell to a 13-1-1 record and the Georgia AAAAAA state co-championship ... member of consecutive sub-region championship teams in 2006 and 2007 while helping Roswell to three straight state playoff berths ... also participated in track and field.

PERSONAL


Son of Curtis and Shemicqua Hazelton ... born April 30, 1990 ... majoring in Public Policy Studies.

STATISTICS

2009

Opponent	Solo	Ast	Total	TFL	QBS	INT	PBU	CF	FR	QBH
Richmond	— DNP —									
Army	0	0	0	0.0-0	0.0-0	0	0	0	0	0
Kansas	0	0	0	0.0-0	0.0-0	0	0	0	0	0
N.C. Central	0	1	1	0.0-0	0.0-0	0	0	0	0	0
Virginia Tech	— DNP —									
N.C. State	— DNP —									
Maryland	— DNP —									
Virginia	— DNP —									
North Carolina	— DNP —									
Georgia Tech	0	1	1	0.0-0	0.0-0	0	0	0	0	0
Miami	1	0	1	0.0-0	0.0-0	0	0	0	0	0
Wake Forest	— DNP —									

Year	G/GS	Solo	Ast	Total	TFL	QBS	INT	PBU	CF	FR	QBH
2009	5/0	1	2	3	0.0-0	0.0-0	0	0	0	0	0
Total	5/0	1	2	3	0.0-0	0.0-0	0	0	0	0	0



81 Cooper Helfet

TE • 6-4, 235 • JR.

KENTFIELD, CALIF.

REDWOOD HIGH SCHOOL

SANTA ROSA JUNIOR COLLEGE

2010

Enrolled at Duke in January, 2010 and participated in spring practice ... charted as a reserve tight end entering the fall ... excellent athlete with good combination of size and speed ... could emerge as a downfield threat in Duke's passing game ... has adapted well to tight end after playing primarily as a wide receiver in junior college ... led the Blue Devil tight ends in bench press (345 lbs.), 40-yard dash (4.73) and vertical jump (30.0) in the program's post-spring practice evaluation ... enters the 2010 season with two years of eligibility remaining after playing two years at Santa Rosa (Calif.) Junior College.

PRIOR TO DUKE

Played at Redwood High School under coach Jim Nelson ... as a senior in 2006, caught 42 passes for 811 yards and earned first team all-conference honors as team went 7-4 and advanced to the state playoffs ... also lettered in basketball and lacrosse ... attended Johns Hopkins University on a lacrosse scholarship in the fall of 2007 ... played two seasons (2008-09) at Santa Rosa (Calif.) Junior College under coach Keith Simons ... helped team to an 8-3 record in 2008 by catching 28 passes for 382 yards including a 12-reception, 188-yard, three-TD performance in the Bear Cubs' 28-20 win over Sierra (Calif.) College in the Premiere Bank Bowl ... in 2009, had 40 receptions for 657 yards and seven TDs.

PERSONAL

Born June 2, 1989 ... son of Tony and Marje Helfet ... majoring in Sociology with a minor in Economics.



79 Kyle Hill

OT • 6-6, 290 • R-JR.
ORLANDO, FLA.
BOONE HIGH SCHOOL

2010

Returning starting left offensive tackle ... post-season honors candidate ... preseason third team All-ACC pick by *Athlon Sports* ... preseason fourth team All-ACC pick by *Phil Steele's College Football Preview* ... quietly solidifying himself as one of the top tackles in the conference ... gives outstanding effort on each snap ... a starter in each of the past 24 games for the Blue Devils ... among active offensive linemen in the ACC, ranks tied for 10th in career starting assignments ... has played 1,693 career snaps including 1,632 offensive plays.

2009

Academic All-ACC selection ... started all 12 games at left tackle ... recipient of the Dan "Tiger" Hill Award as Duke's most outstanding offensive lineman ... led offensive players and ranked second on the squad in total snaps played with 897, trailing only safety Catron Gainey (953) ... played 60 or more snaps in 11 of 12 contests including a season-best 89 at Virginia ... also reached the 75-play barrier against Kansas (88), N.C. State (87), Maryland (83), Virginia Tech (80), N.C. Central (76) and Wake Forest (75) ... key component of an offensive front that ranked third in the ACC in sacks allowed per pass attempt as Duke led the league and ranked ninth nationally in passing offense.

2008

Second team Freshman All-America selection by both *Sporting News* and *Rivals.com* ... started all 12 games at left guard ... played a total of 796 snaps ... on the field for 70 or more plays in six games ... logged a season-high 94 snaps against Northwestern.

2007

Did not see game action.

PRIOR TO DUKE

Two-year letterman at Boone under Phil Ziglar ... all-state choice following senior season after grading out at 82 percent while catching 19 passes for 539 yards and one touchdown ... first team all-metro, all-district, all-Orange County and all-Central Florida pick in 2006 ... as a junior, graded out at 79 percent and caught 11 passes for 367 yards and three touchdowns to receive first team all-metro and all-district recognition ... selected to play in Florida's East-West All-Star Game ... helped Boone to a two-year ledger of 19-7 and two state playoff appearances ... also participated in basketball and track and field.

PERSONAL

Son of Bob and Kathy Hill ... born May 16, 1989 ... majoring in Sociology.



27 Jay Hollingsworth

RB • 5-11, 200 • JR.
SANFORD, N.C.
LEE COUNTY HIGH SCHOOL

2010

Listed as the starting running back entering the fall ... physical north-south runner ... certain receiving threat out of the backfield ... begins third season with career totals of 578 rushing yards on 161 attempts, 274 receiving yards on 42 receptions and 132 kickoff return yards on eight attempts ... has 984 career all-purpose yards ... on the field for 663 total snaps in first two seasons.

2009

Played in 11 games with two starting assignments ... missed the Virginia Tech contest due to injury and played just two snaps the following week at N.C. State ... starts came versus Maryland and Virginia ... finished second on the team in rushing with 179 rushing yards on 54 attempts ... caught 17 passes for 87 yards ... returned two kickoffs for 37 yards ... rushed for a season-best 39 yards on 12 carries in the win at Virginia ... caught four passes for 15 yards in the season-opener versus Richmond and had three catches for 34 yards against Maryland ... on the field for 272 total plays.

2008

Played in all 12 games with two starts ... led the team in rushing with 399 yards and one TD on 107 attempts ... became the first true freshman to lead the Blue Devils in rushing since B.J. Hill did so in 1998 ... the 399 rushing yards rank as the ninth-highest single-season total by a Duke rookie ... finished third on the team with 25 receptions for 188 yards and two touchdowns ... the 25 receptions marked the fifth-highest total by a freshman in Duke history and second-most by a first-year running back behind Julius Grantham's 27 catches in 1983 ... returned six kickoffs for 94 yards, good for an average of 15.7 yards per return ... scored first collegiate touchdown on a 10-yard reception against Virginia, a score that snapped a 3-3 tie in the third quarter and helped the Blue Devils to a 31-3 victory ... also had 15 carries for 59 yards against the Cavaliers ... recorded first career rushing TD at Wake Forest on a six-yard run ... finished with a season-high 67 yards on 15 carries versus the Demon Deacons ... caught a season-best seven balls for 80 yards and one TD against N.C. State ... rushed for 50 yards on nine carries against North Carolina to go with six receptions for 61 yards, including a season-long catch of 39 yards ... drew his first collegiate start at Virginia Tech and rushed for 24 yards on eight carries ... also started against North Carolina, playing a season-high 58 snaps ... logged 391 plays for the year with 30 or more in seven games.

PRIOR TO DUKE

Three-year letterman at Lee County under Jody Stouffer ... represented North Carolina in the 72nd annual Shrine Bowl on December 15, 2007 in Spartanburg, S.C. ... listed as the No. 28 overall prospect in North Carolina and No. 3 running back in the state by *Rivals.com* ... charted as the No. 76 running back in the nation by *ESPN.com* ... two-time all-conference selection ... as a senior, rushed 157 times for 1,029 yards and 12 TDs and earned team offensive player of the year honors ... in junior season, rushed for 1,048 yards and 12 TDs on 123 attempts to earn team MVP honors ... gained 492 yards and eight TDs on 104 rushing attempts as a sophomore as Lee County went 9-6 and captured district and sectional championships ... finished career with 2,569 rushing yards and 33 TDs ... also participated in basketball and track and field.

PERSONAL

Son of Michelle Hollingsworth and Jerry Ray ... born March 28, 1990 ... studying Computer Science and African/African American Studies as part of an inter-department major.

STATISTICS

2008

Opponent	Rush	Yds	Lg	TD	Rec	Yds	Lg	TD
James Madison	15	46	9	0	0	0	0	0
Northwestern	11	41	11	0	2	17	11	0
Navy	3	8	6	0	1	2	2	0
Virginia	15	59	12	0	2	8	10	1
Georgia Tech	6	12	7	0	2	9	8	0
Miami	4	17	8	0	0	0	0	0
Vanderbilt	10	39	24	0	1	0	0	0
Wake Forest	15	67	14	1	1	2	2	0
N.C. State	7	23	7	0	7	80	23	1
Clemson	5	13	9	0	3	9	8	0
Virginia Tech ¹	8	24	22	0	0	0	0	0
North Carolina ²	9	50	12	0	6	61	39	0

2009

Opponent	Rush	Yds	Lg	TD	Rec	Yds	Lg	TD
Richmond	3	7	6	0	4	15	9	0
Army	5	24	7	0	0	0	0	0
Kansas	9	38	10	0	2	0	1	0
N.C. Central	0	0	0	0	1	2	2	0
Virginia Tech	— DNP —							
N.C. State	0	0	0	0	1	-2	0	0
Maryland ³	6	10	4	0	3	34	20	0
Virginia ⁴	12	39	10	0	1	9	9	0
North Carolina	1	1	1	0	2	6	3	0
Georgia Tech	2	9	8	0	1	-1	0	0
Miami	10	32	8	0	2	24	12	0
Wake Forest	6	19	8	0	0	0	0	0

Year	G/GS	Rush	Yards	Avg.	TD	Lg
2008	12/2	108	399	3.7	1	24
2009	11/2	54	179	3.3	0	10
Total	23/4	162	578	3.6	1	24

Year	G/GS	Rec	Yards	Avg.	TD	Lg
2008	12/2	25	188	7.5	2	39
2009	11/2	17	87	5.1	0	20
Total	23/4	42	275	6.5	2	39

Year	G/GS	KOR	Yards	Avg.	TD	Lg
2008	12/2	6	94	15.7	0	19
2009	11/2	2	37	18.5	0	20
Total	23/4	8	131	16.4	0	20



87

Brett Huffman

TE • 6-4, 250 • R-SR.

MASSILLON, OHIO

MASSILLON WASHINGTON HIGH SCHOOL

2010

Returning starting tight end ... preseason fourth team All-ACC pick by *Phil Steele's College Football Preview* ... fine all-around end with solid blocking skills ... has proven ability to make the difficult catch ... pairs with Brandon King to provide the Blue Devils with two fifth-year senior tight ends that have combined for 59 catches, 633 yards and nine TDs ... very experienced player with 18 career starts and 1,200 total snaps under his belt ... enters final season with 33 career catches for 341 yards and four TDs.

2009

Started all 12 games ... finished fifth on the team with 18 receptions for 167 yards and three TDs ... caught a season-high five passes for 49 yards and one TD (2 yards) against N.C. State ... other touchdowns came in wins over Army (17 yards) and N.C. Central (3) ... had three grabs versus both Virginia and Georgia Tech ... on the field for 574 total snaps including 537 offensive plays.

2008

Appeared in all 12 games with six starts ... caught 14 passes for 171 yards and one touchdown on the season ... scored first career touchdown on 26-yard reception against N.C. State ... tallied three catches for 38 yards against the Wolfpack ... recorded a season-high six receptions for 71 yards at Wake Forest ... had two grabs for 36 yards against Miami ... played 565 snaps during the year with 50 or more in six games.

2007

Played in all 12 games ... registered one reception for three yards against Virginia Tech ... played primarily on special teams on the field for 61 total snaps.

2006

Did not see game action.

PRIOR TO DUKE

Three-year letterman at Massillon Washington High School under coach Tom Stacy ... tabbed as the 49th-best tight end in the country by *Scout.com* ... charted as the 54th-top tight end in the nation and the 40th-best overall prospect in Ohio by *Rivals.com* ... all-region selection by *PrepStar* magazine ... named all-district, all-county and all-Ohio following senior season ... selected to play in the Ohio North-South All-Star Game ... caught 26 passes for 355 yards and four TDs as squad went 13-2 and won the state championship in senior campaign ... had 24 receptions for 266 yards and two TDs as a junior and 12 grabs for 218 yards and one TD during sophomore year ... closed career with 62 catches for 839 yards and seven TDs ... also participated in basketball and track and field.

PERSONAL

Son of Jeff and Karen Huffman ... father played football at the University of Findlay ... born August 15, 1987 ... majoring in Sociology while minoring in Religion.

STATISTICS

2007

Opponent	Rec	Yds	Lg	TD	Rush	Yds	Lg	TD
Connecticut	0	0	0	0	0	0	0	0
Virginia	0	0	0	0	0	0	0	0
Northwestern	0	0	0	0	0	0	0	0
Navy	0	0	0	0	0	0	0	0
Miami	0	0	0	0	0	0	0	0
Wake Forest	0	0	0	0	0	0	0	0
Virginia Tech	1	3	3	0	0	0	0	0
Florida State	0	0	0	0	0	0	0	0
Clemson	0	0	0	0	0	0	0	0
Georgia Tech	0	0	0	0	0	0	0	0
Notre Dame	0	0	0	0	0	0	0	0
North Carolina	0	0	0	0	0	0	0	0

2008

Opponent	Rec	Yds	Lg	TD	Rush	Yds	Lg	TD
James Madison	1	7	7	0	0	0	0	0
Northwestern	0	0	0	0	0	0	0	0
Navy	0	0	0	0	0	0	0	0
Virginia	1	14	14	0	0	0	0	0
Georgia Tech	0	0	0	0	0	0	0	0
Miami	2	36	20	0	0	0	0	0
Vanderbilt	0	0	0	0	0	0	0	0
Wake Forest	6	71	22	0	0	0	0	0
N.C. State	3	38	26	1	0	0	0	0
Clemson	0	0	0	0	0	0	0	0
Virginia Tech	1	5	5	0	0	0	0	0
North Carolina	0	0	0	0	0	0	0	0

2009

Opponent	Rec	Yds	Lg	TD	Rush	Yds	Lg	TD
Richmond	0	0	0	0	0	0	0	0
Army	1	17	17	1	0	0	0	0
Kansas	1	12	12	0	0	0	0	0
N.C. Central	2	28	25	1	0	0	0	0
Virginia Tech	1	3	3	0	0	0	0	0
N.C. State	5	49	24	1	0	0	0	0
Maryland	0	0	0	0	0	0	0	0
Virginia	3	34	17	0	0	0	0	0
North Carolina	0	0	0	0	0	0	0	0
Georgia Tech	3	16	7	0	0	0	0	0
Miami	0	0	0	0	0	0	0	0
Wake Forest	2	8	6	0	0	0	0	0

Year	G/GS	Rec	Yards	Avg.	TD	Lg
2007	12/0	1	3	3.0	0	3
2008	12/6	14	171	12.2	1	26
2009	12/12	18	167	9.3	3	25
Total	36/18	33	341	10.3	4	26



94 Jeffrey Iijas

K • 5-11, 170 • JR.

CLEARWATER, FLA.

CLEARWATER CENTRAL CATHOLIC HIGH SCHOOL

2010

Walk-on reserve placekicker ... booted one PAT in the annual Spring Game, helping the Blue squad to a 24-3 victory.

2009

Did not see game action.

2008

Did not see game action.

PRIOR TO DUKE

Two-year letterman at Clearwater Central Catholic under Mike Jalazo ... Class 2B All-State placekicker as a senior ... made 13-of-18 field goals, including 51- and 52-yard attempts as a senior with all five missed field goals over 40 yards ... recorded 29 touchbacks on 42 kickoffs during his senior season ... as a junior he made 7-of-11 field goals and 31-of-32 extra point attempts ... also lettered in baseball and soccer.

PERSONAL

Son of Kathy and Joseph Iijas ... born December 1, 1989 ... brother, Joey, lettered in football at the University of Florida in 2006 ... sister, Lindsey, played softball at Central Florida Community College and Florida Gulf Coast University ... cousins, Mary Harman (1998), Michael Harman (1988) and Seth Dickson (2009), graduated from Duke University ... majoring in Economics.



60 Steven Ingram

DL • 6-2, 340 • FR.

SOUTHAVEN, MISS.

SOUTHAVEN HIGH SCHOOL

PRIOR TO DUKE

Lettered three seasons at Southaven High School under coach Ed Rich ... helped squad to a three-year record of 22-13 with state playoff berths in both 2008 and 2009 ... as a senior, posted 90 tackles, nine sacks and two fumble recoveries defensively while grading out at 85 percent on the offensive line as team compiled a 9-3 overall record ... earned all-conference and all-region honors in 2009 ... in junior season, had 80 tackles and six sacks ... logged 40 tackles and four sacks in sophomore campaign ... finished career with 210 tackles and 19 sacks ... also lettered in powerlifting and track and field.

PERSONAL

Son of Carol and Steven Ingram ... born July 2, 1992.



76 Conor Irwin

OT • 6-4, 280 • R-SO.

KNOXVILLE, TENN.

KNOXVILLE CATHOLIC HIGH SCHOOL

2010

Enters the fall as the top reserve at left offensive tackle behind returning starter Kyle Hill ... experienced a good spring practice session ... has earned the trust of the coaches with his work ethic and competitiveness ... continues to make a smooth transition to tackle after playing tight end in high school.

2009

Played in one game ... on the field for 11 offensive snaps against N.C. Central.

2008

Did not see game action.

PRIOR TO DUKE

Four-year letterman at Knoxville Catholic under Mark Pemberton ... helped Knoxville Catholic to 10 or more wins in all four seasons with a 44-5 overall record including four consecutive state playoff appearances ... won Knoxville Catholic's Wendy's High School Heisman Award ... also played basketball.

PERSONAL

Son of Tim and Sharon Irwin ... father played football at the University of Tennessee (1978-80) and in the NFL from 1981-94 with the Minnesota Vikings, Tampa Bay Buccaneers and Miami Dolphins ... uncle, King Irwin, lettered as a member of the football program at Georgia Tech in 1979 ... born May 14, 1990 ... majoring in Biological Anthropology & Anatomy with a minor in Chemistry.



42 Dezmond Johnson

DE • 6-5, 220 • FR.

NASHVILLE, TENN.

OVERTON COMPREHENSIVE HIGH SCHOOL

PRIOR TO DUKE

Lettered two seasons at Overton Comprehensive High School under coach Terry Anderson ... tabbed as the 15th-top overall prospect in Tennessee by *Rivals.com* ... All-Dixie Region choice by *SuperPrep* ... helped team to an 8-4 record and state playoff berth in 2009 ... as a senior, posted 71 tackles, 18 quarterback sacks and three fumble recoveries ... earned Defensive MVP honors from the Metro Coaches Association ... tabbed District 12-AAA Most Valuable Defensive Lineman following senior season ... named to the 2009 Dream Team by *The Tennessean* ... carded 64 tackles with 10 sacks in junior campaign ... received all-region honors as a junior ... also lettered in basketball ... named all-district on the hardwood ... participated in the second annual Toyota Tennessee All-Star Classic on December 12, 2009 in Jefferson City, Tenn., helping the West squad to a 16-13 win.

PERSONAL

Son of Carol and Joe Johnson ... born March 11, 1992.



49 Kevin Jones

P • 6-2, 200 • R-SR.

AUSTIN, TEXAS

JAMES BOWIE HIGH SCHOOL

2010

Returning starting punter ... also scheduled to serve as the holder on placement kicks ... on Duke's career charts, enters final season ranking sixth in both punts (200) and punting yards (7,890) and 12th in punting average (39.45) ... for his career, has recorded 55 boots downed inside the opponents' 20 yardline compared to 13 touchbacks ... among active punters, ranks first in the ACC and fourth nationally in career punts while ranking first in the league and sixth nationally in career punting yardage ... has played in 36 career games with 35 starts ... joined former All-America Brian Morton as the only two players in Duke history with over 2,800 punting yards in multiple seasons ... two-time member of the Academic All-ACC Football Team (2008 & 2009) ... on the field for 268 career snaps.

2009

Academic All-ACC selection ... played in all 12 games with 11 starting assignments ... punted 54 times for 2,120 yards and ranked ninth in the ACC in average at 39.26 yards per kick ... had 14 kicks downed inside the opponents' 20 yardline against five touchbacks ... top day was a three-punt, 145-yard (48.3) outing against N.C. Central ... also handled the holding chores on Duke's placement kicks.

2008

Academic All-ACC selection ... started all 12 games ... ranked second in the ACC and 47th nationally with a 40.83 yards per punt average ... finished the year with 71 punts for 2,899 yards, including 27 punts downed inside the 20-yard line against just six touchbacks ... averaged over 40 yards per punt in six of the 12 games ... key to Duke's victory at Vanderbilt with six of seven punts downed inside the 20-yard line, including all three fourth quarter punts inside the 15-yard line ... averaged 53.5 yards per punt with a season-long boot of 68 yards against James Madison ... the 2,899 punting yards rank as the seventh-highest single-season total in Duke history.

2007

Honorable Mention Freshman All-America choice by *Sporting News* ... started all 12 games ... averaged 38.28 yards per punt with 75 boots for 2,871 yards on the year ... placed 15 kicks inside the 20-yard line with just two touchbacks ... top game came at Northwestern with a 45.5 average on four punts including two downed inside the 20-yard line and a season-long kick of 64 yards ... the 2,871 punting yards rank as the eighth-highest single-season total in Duke history ... completed a 15-yard pass at Florida State to convert a fourth down.

2006

Did not see game action.

PRIOR TO DUKE

Three-year letterman at James Bowie High School under coach Jeff Ables ... listed as the fourth-top punter in the nation by *Scout.com* ... named first team all-district in 2005 after averaging 39.1 yards per punt with 11 kicks downed inside the opponents' 20 yard line ... as a junior, booted nine-of-11 field goals and averaged 39.3 yards per punt to receive first team all-district honors ... helped squad to state playoff appearance during junior season ... three-time academic all-district selection.

PERSONAL

Son of Jerry and Julie Jones ... born September 7, 1987 ... during Spring Break in 2008, traveled to New Orleans on a trip sponsored by the Duke Community Service Center, volunteering with Habitat for Humanity to help build homes for families affected by Hurricane Katrina ... graduated from Duke in 2010 after double-majoring in Sociology and Psychology ... enrolled in Duke graduate school for Master of Arts in Liberal Studies.

STATISTICS

2007

Opponent	Punts	Yards	Avg.	Lg	Blk	TB	FC	I20
Connecticut ¹	3	93	31.0	35	0	0	0	0
Virginia ²	5	214	42.8	53	0	0	0	2
Northwestern ³	4	182	45.5	64	0	0	0	2
Navy ⁴	3	130	43.3	47	0	0	0	0
Miami ⁵	5	198	39.6	51	0	1	1	1
Wake Forest ⁶	6	253	42.2	46	0	0	1	2
Virginia Tech ⁷	9	316	35.1	45	1	0	0	1
Florida State ⁸	7	275	39.3	51	0	0	3	2
Clemson ⁹	8	306	38.2	49	0	0	4	1
Georgia Tech ¹⁰	12	450	37.5	47	0	0	6	2
Notre Dame ¹¹	7	257	36.7	44	0	1	1	1
North Carolina ¹²	6	197	32.8	38	0	0	2	1

2008

Opponent	Punts	Yards	Avg.	Lg	Blk	TB	FC	I20
James Madison ¹³	4	214	53.5	68	0	1	0	2
Northwestern ¹⁴	4	156	39.0	48	0	0	1	1
Navy ¹⁵	3	126	42.0	46	0	0	0	2
Virginia ¹⁶	8	349	43.6	57	0	0	1	3
Georgia Tech ¹⁷	8	314	39.2	60	0	0	0	2
Miami ¹⁸	7	284	40.6	49	0	1	2	2
Vanderbilt ¹⁹	7	271	38.7	54	0	0	0	6
Wake Forest ²⁰	2	67	33.5	36	1	0	0	2
N.C. State ²¹	4	151	37.8	43	0	0	2	0
Clemson ²²	10	411	41.1	52	0	1	0	2
Virginia Tech ²³	9	337	37.4	52	0	2	3	4
North Carolina ²⁴	5	219	43.8	50	0	1	0	0

2009

Opponent	Punts	Yards	Avg.	Lg	Blk	TB	FC	I20
Richmond ²⁵	5	192	38.4	46	1	1	2	2
Army ²⁶	7	254	36.3	46	0	1	1	2
Kansas ²⁷	6	252	42.0	57	0	0	2	1
N.C. Central ²⁸	3	145	48.3	59	0	1	1	1
Virginia Tech ²⁹	4	162	40.5	48	0	0	2	0
N.C. State ³⁰	4	167	41.8	48	0	0	1	2
Maryland ³¹	4	148	37.0	47	0	0	0	0
Virginia ³²	5	178	35.6	41	0	0	2	2
North Carolina ³³	6	232	38.7	48	0	0	1	1
Georgia Tech	1	33	33.0	33	0	0	0	0
Miami ³⁴	4	170	42.5	50	0	1	0	1
Wake Forest ³⁵	5	187	37.4	41	0	1	2	2

Year	G/GS	Punt	Yds	Avg	Lg	Blk	TB	FC	I20
2007	12/12	75	2,871	38.28	64	1	2	18	15
2008	12/12	71	2,899	40.83	68	1	6	9	26
2009	12/11	54	2,120	39.26	59	1	5	14	14
Total	36/35	200	7,890	38.45	68	3	13	41	55

Year	G/GS	Rush	Yds	Avg	TD	Lg
2007	12/12	0	0	—	0	0
2008	12/12	1	-3	-3.0	0	0
2009	12/11	0	0	—	0	0
Total	36/35	1	-3	-3.0	0	0

Year	G/GS	Comp	Att	Pct.	Yards	TD	Int	Lg
2007	12/12	1	1	1.000	15	0	0	15
2008	12/12	0	0	.000	0	0	0	0
2009	12/11	0	0	.000	0	0	0	0
Total	36/35	1	1	1.000	15	0	0	15



83 Austin Kelly

WR • 6-2, 200 • SR.

MABLETON, GA.

AUSTELL HIGH SCHOOL

2010

Returning starting wide receiver ... athletic receiver with good size ... elder statesman of Duke's receiving unit with 35 career games played to his credit ... one of five returning wide receivers in the ACC to have caught at least two passes in all 12 regular season games a year ago ... career totals include 82 receptions for 953 yards and five TDs ... enters final campaign ranking tied for 30th in career catches at Duke ... on the ACC's charts for active players, ranks seventh in career receptions and 11th in career receiving yards ... has played in 35 career games with 19 starts ... on the field for 1,125 career snaps including 1,105 offensive plays.

2009

Played in all 12 games with 10 starting assignments ... caught 54 passes for 625 yards and four TDs ... ranked 10th in the ACC and tied for 80th nationally in receptions per game (4.50) ... united with Donovan Varner (65) and Conner Vernon (55) to form the third-most prolific trio in Duke history with 174 combined catches ... also with Varner (1,065) and Vernon (746), became the first trio in school history to each have over 600 receiving yards in a single season ... on Duke's single-season charts, reception total ranks tied for 15th while the yardage total stands 27th ... only Duke receiver to have at least two catches in all 12 contests ... led the Blue Devils with 13 third-down catches resulting in first downs ... picked up a career-high nine receptions for 67 yards in Duke's win over Maryland ... had five catches for a career-best 98 yards at Kansas ... logged three grabs for 93 yards against Wake Forest ... recorded over 40 receiving yards in eight outings ... scoring receptions came versus Richmond (21 yards), Virginia Tech (4), N.C. State (8) and Wake Forest (62) ... threw an incomplete pass against Virginia.

2008

Played in 11 games with six starts ... caught 13 passes for 142 yards on the season ... recorded at least one pass reception in each of the first six games before suffering an injury that kept him out of the Vanderbilt contest ... hauled in four passes for 37 yards against Northwestern ... also had four grabs against Virginia for 34 yards ... longest catch of the year was 20 yards at Georgia Tech ... played 209 snaps with at least 20 plays in four games ... notched a season-high 49 plays against Northwestern.

2007

Played in all 12 games with three starts as a true freshman ... finished tied for fourth on the team with 15 receptions for 186 yards and one TD ... recorded first collegiate catch at Virginia with a 16-yard grab ... top outing came against Wake Forest with three catches for 49 yards and first career touchdown on a 19-yard pass ... also caught three passes at North Carolina for 32 yards ... posted at least one reception in eight of the 12 games with two or more catches five times ... recorded a total of 341 snaps on the season with 329 on offense and 12 on special teams.

PRIOR TO DUKE

Three-year letterman at Austell under Derek Cook ... first team all-county selection as a senior after accounting for 1,168 total yards (652 passing & 516 rushing) and 14 TDs ... earned Athlete of the Year honors from the Cobb County Touchdown Club ... three-time Player of the Week pick in 2006 by the Cobb County Touchdown Club ... as a junior, threw for 416 yards and five TDs and rushed for 375 yards and seven TDs to receive first team all-county accolades ... caught 30 passes for 400 yards and eight TDs during sophomore season ... helped Austell to three-year record of 23-10 with three state playoff berths ... also participated in basketball and track and field ... on the hardwood, has helped team to three consecutive state playoff appearances including a region championship in 2006.

PERSONAL

Son of Kim and John Kelly ... sister, Candyse, played basketball at Gardner-Webb ... brother, John, played football at the University of the South ... born March 12, 1989 ... majoring in Sociology with a minor in African/African American Studies.

STATISTICS

2007

Opponent	Rec	Yds	Lg	TD	Rush	Yds	Lg	TD
Connecticut	0	0	0	0	0	0	0	0
Virginia	1	16	16	0	0	0	0	0
Northwestern	0	0	0	0	0	0	0	0
Navy ¹	2	25	14	0	0	0	0	0
Miami	0	0	0	0	0	0	0	0
Wake Forest ²	3	49	26	1	0	0	0	0
Virginia Tech ³	1	28	28	0	0	0	0	0
Florida State	2	2	2	0	0	0	0	0
Clemson	0	0	0	0	0	0	0	0
Georgia Tech	2	22	16	0	0	0	0	0
Notre Dame	1	12	12	0	0	0	0	0
North Carolina	3	32	14	0	0	0	0	0

2008

Opponent	Rec	Yds	Lg	TD	Rush	Yds	Lg	TD
James Madison ⁴	1	15	15	0	0	0	0	0
Northwestern ⁵	4	37	16	0	0	0	0	0
Navy ⁶	1	18	18	0	1	5	5	0
Virginia	4	34	10	0	0	0	0	0
Georgia Tech	1	20	20	0	0	0	0	0
Miami ⁷	1	14	14	0	0	0	0	0
Vanderbilt	— DNP —							
Wake Forest	0	0	0	0	0	0	0	0
N.C. State	1	4	4	0	0	0	0	0
Clemson ⁸	0	0	0	0	0	0	0	0
Virginia Tech ⁹	0	0	0	0	0	0	0	0
North Carolina	0	0	0	0	0	0	0	0

2009

Opponent	Rec	Yds	Lg	TD	Rush	Yds	Lg	TD
Richmond ¹⁰	7	80	21	1	0	0	0	0
Army ¹¹	2	29	19	0	0	0	0	0
Kansas ¹²	5	98	66	0	0	0	0	0
N.C. Central ¹³	5	49	28	0	0	0	0	0
Virginia Tech ¹⁴	6	43	11	1	0	0	0	0
N.C. State ¹⁵	5	44	15	1	0	0	0	0
Maryland ¹⁶	9	67	15	0	0	0	0	0
Virginia	2	46	33	0	0	0	0	0
North Carolina	4	22	8	0	0	0	0	0
Georgia Tech ¹⁷	2	23	15	0	0	0	0	0
Miami ¹⁸	4	31	15	0	0	0	0	0
Wake Forest ¹⁹	3	93	62	1	0	0	0	0

Year	G/GS	Rec	Yards	Avg.	TD	Lg
2007	12/3	15	186	12.4	1	28
2008	11/6	13	142	10.9	0	20
2009	12/10	54	625	11.6	4	66
Total	35/19	82	953	11.6	5	66

Year	G/GS	Rush	Yards	Avg.	TD	Lg
2007	12/3	0	0	—	0	0
2008	11/6	1	5	5.0	0	0
2009	12/10	0	0	—	0	0
Total	35/19	1	5	5.0	0	0

Year	G/GS	Comp	Att	Pct.	Yards	TD	Int	Lg
2007	12/3	0	0	.000	0	0	0	0
2008	11/6	0	0	.000	0	0	0	0
2009	12/10	0	1	.000	0	0	0	0
Total	35/19	0	1	.000	0	0	0	0



25 Georgie Kerber

WR • 6-2, 185 • SO.

MURPHY, N.C.

MURPHY HIGH SCHOOL

2010

Walk-on reserve wide receiver.

2009

Did not see game action.

PRIOR TO DUKE

Three-year letterman under David Gentry at Murphy High School ... as a senior, caught 76 passes for 1,337 yards and 22 TDs ... led his team to a 13-1 record and a berth in the state playoff quarterfinals ... broke the Western North Carolina high school record for most touchdown catches in a season set in 1986 by former NFL player Carl Pickens ... *Associated Press* All-State, All-Western North Carolina and All-Smoky Mountain Conference selection ... chosen to play in the East-West All-Star game ... as a junior, caught 13 passes for 260 yards and five TDs ... recorded 78 tackles on defense ... as a sophomore, caught 25 passes for 330 yards and six TDs ... named honorable mention All-Smoky Mountain Conference as a sophomore and junior ... also lettered in basketball and golf.

PERSONAL

Son of George and Muffy Kerber ... stepfather, Danny Hawk, played football at Western Carolina University ... born January 28, 1991.



36 Alex King

P • 6-2, 190 • JR.

WINSTON-SALEM, N.C.

FORSYTH COUNTRY DAY SCHOOL

PHILLIPS EXETER (N.H.) ACADEMY

2010

Walk-on reserve punter ... provides experienced depth.

2009

Played in and started one game ... punted six times for 227 yards (37.8) against Georgia Tech with two kicks downed inside the 20 yardline.

2008

Did not see game action.

PRIOR TO DUKE

Attended Phillips Exeter Academy and played for Bill Glennon ... lettered four years under Rusty LaRue at Forsyth Country Day ... All-New England Class A first team selection as a quarterback and punter ... led Phillips Exeter to a 5-3 record with 14 touchdown passes in his postgraduate season ... All-State selection as a senior in high school after throwing for 1,400 yards and 21 touchdowns to lead Forsyth Country Day to a conference championship ... played in the NCISAA Oasis Shrine Bowl ... four-time all-conference selection ... threw for 2,500 yards and 30 touchdowns in his final two years of high school ... also played basketball.

PERSONAL

Son of Susan and Michael King ... born July 25, 1988 ... uncle, John Mack, played football at Duke and uncle, Geoff King, played football at North Carolina ... brother, Michael (2003), and sister, Katie (2000), both graduated from Duke University ... majoring in History.



22 Brandon King

TE • 6-2, 250 • R-SR.

DOYLESTOWN, PA.

CENTRAL BUCKS WEST HIGH SCHOOL

2010

Very experienced tight end ... listed second on the depth chart ... Duke's most physical offensive end ... extremely versatile ... pairs with Brett Huffman to provide the Blue Devils with two fifth-year senior tight ends that have combined for 59 catches, 633 yards and nine TDs ... career totals include 26 receptions for 292 yards and five TDs ... touchdown reception total ranks tied for eighth on Duke's career list for tight ends ... has played in 34 career games with four starts ... on the gridiron for 802 career snaps.

2009

Played in all 12 games ... caught nine passes for 162 yards and one TD ... averaged 18.0 yards per reception ... lone TD of the year covered 48 yards against Virginia Tech ... finished with season-bests of three catches and 58 yards versus the Hokies ... carried the ball three times for eight yards on the year ... played 318 snaps including 255 offensive plays.

2008

Did not see game action after suffering a season-ending injury prior to the season.

2007

Played in all 12 games with four starts ... third on the team with four TD receptions ... completed the season with 10 receptions for 76 yards ... four TDs on just 10 catches marked the third-highest touchdown per catch average (.400) in the country ... caught a six-yard scoring pass in the season-opener against Connecticut ... scored on a seven-yard touchdown reception at Northwestern ... posted longest catch of the year against Virginia Tech, a 19-yard touchdown grab to finish with two receptions for 25 yards ... fourth touchdown of the year came on a three-yard pass at Florida State ... on the field for 320 total snaps including 283 offensive plays.

2006

Played in 10 games, missing the Miami and Vanderbilt contests ... caught seven passes for 54 yards ... posted season-highs with four receptions for 25 yards versus North Carolina ... on the field for 164 total snaps.

PRIOR TO DUKE

Three-year letterman at C.B. West High School under coaches Randy Cuthbert (2003-04) and Chris Felton (2005) ... All-America selection by *PrepStar* magazine ... listed as the second-best fullback in the nation by *Rivals.com* and the 36th-top overall running back by *Scout.com* ... also tabbed as the 16th-best overall prospect in Pennsylvania by *Rivals.com* ... charted as the third-top fullback in the nation by *ESPN.com* ... as a senior, rushed 113 times for 621 yards and seven TDs and earned all-league honors ... in junior season, rushed for 651 yards and nine TDs on 90 attempts as team went 9-2 and advanced to the state playoffs ... rushed 126 times for 625 yards and three TDs as a sophomore ... finished career with 1,897 yards and 19 TDs ... also participated in basketball ... Cuthbert, a C.B. West graduate, was a standout running back at Duke from 1988-92, earning All-ACC honors in 1989 as the Blue Devils won the ACC championship and he currently ranks third on Duke's all-time rushing list with 2,771 career yards.

PERSONAL

Son of Charles and Linda King ... born June 23, 1987 ... majoring in Sociology.

STATISTICS

2006

Opponent	Rec	Yds	Lg	TD	Rush	Yds	Lg	TD
Richmond	0	0	0	0	0	0	0	0
Wake Forest	0	0	0	0	0	0	0	0
Virginia Tech	0	0	0	0	0	0	0	0
Virginia	0	0	0	0	0	0	0	0
Alabama	0	0	0	0	0	0	0	0
Florida State	1	12	12	0	0	0	0	0
Miami	— DNP —							
Vanderbilt	— DNP —							
Navy	0	0	0	0	0	0	0	0
Boston College	1	7	7	0	0	0	0	0
Georgia Tech	1	10	10	0	0	0	0	0
North Carolina	4	25	10	0	0	0	0	0

2007

Opponent	Rec	Yds	Lg	TD	Rush	Yds	Lg	TD
Connecticut ¹	1	6	6	1	0	0	0	0
Virginia	0	0	0	0	0	0	0	0
Northwestern ²	1	7	7	1	0	0	0	0
Navy	0	0	0	0	0	0	0	0
Miami	0	0	0	0	0	0	0	0
Wake Forest	2	9	5	0	0	0	0	0
Virginia Tech	2	25	19	1	0	0	0	0
Florida State	1	3	3	1	0	0	0	0
Clemson ³	2	14	8	0	0	0	0	0
Georgia Tech	0	0	0	0	0	0	0	0
Notre Dame	0	0	0	0	0	0	0	0
North Carolina ⁴	1	12	12	0	0	0	0	0

2008 — Did not play

2009

Opponent	Rec	Yds	Lg	TD	Rush	Yds	Lg	TD
Richmond	0	0	0	0	0	0	0	0
Army	0	0	0	0	0	0	0	0
Kansas	1	6	6	0	0	0	0	0
N.C. Central	0	0	0	0	0	0	0	0
Virginia Tech	3	58	48	1	2	7	5	0
N.C. State	1	24	24	0	0	0	0	0
Maryland	0	0	0	0	1	1	1	0
Virginia	0	0	0	0	0	0	0	0
North Carolina	1	22	22	0	0	0	0	0
Georgia Tech	1	29	29	0	0	0	0	0
Miami	1	16	16	0	0	0	0	0
Wake Forest	1	7	7	0	0	0	0	0

Year	G/GS	Rec	Yards	Avg.	TD	Lg
2006	10/0	7	54	7.7	0	12
2007	12/4	10	76	7.6	4	19
2008	0/0	0	0	—	0	0
2009	12/0	9	162	18.0	1	48
Total	34/4	26	292	11.2	5	48

Year	G/GS	Rush	Yards	Avg.	TD	Lg
2006	10/0	0	0	—	0	0
2007	12/4	0	0	—	0	0
2008	0/0	0	0	—	0	0
2009	12/0	3	8	2.7	0	5
Total	34/4	3	8	2.7	0	5



8 Abraham Kromah

LB • 6-1, 225 • R-SR.

STATEN ISLAND, N.Y.

TOTTENVILLE HIGH SCHOOL

2010

Listed as the starter at the weakside linebacker slot ... has completely recovered from leg injury that resulted in a five-game absence last season ... matured into the leader of the LB unit during spring practice ... coaches expect him to play a leadership role in 2010 ... key special teams contributor over the past two seasons ... career totals include 53 tackles in 27 career games ... ranked fourth on the team in both the bench press (415 lbs.) and power clean (318 lbs.) lifts in the program's post-spring drills testing.

2009

Played in seven games with four starting assignments ... missed the N.C. State, Maryland, Virginia, North Carolina and Georgia Tech contests due to leg injury ... returned to play a combined 54 snaps over the final two weeks ... finished the year with 40 tackles including 2.5 tackles for loss ... ranked seventh on the team in tackles despite missing five weeks ... added two pass breakups and a caused fumble ... in collegiate starting debut, had a career-best nine stops in the season-opener against Richmond ... averaged 6.4 tackles per game before suffering injury in the Virginia Tech tilt ... on the field for 335 total snaps including 250 defensive plays.

2008

Played in all 12 games ... received the team's Outstanding Special Teams Player award ... tallied 13 tackles, two tackles for loss and one sack for the season ... at Clemson, posted five tackles, including two tackles for loss and a sack on just seven defensive plays ... recorded two tackles against both Virginia and Wake Forest ... played a total of 257 snaps, including a season-high 32 at Clemson.

2007

Played in nine games on special teams ... played 54 total snaps on the year.

2006

Did not see game action.

PRIOR TO DUKE

Played at Tottenville High School under coach Jim Munson ... charted as the 11th-top overall prospect in New York by *Rivals.com* ... helped squad to a three-year ledger of 31-7 ... in senior season, had five interceptions and seven TDs including a 100-yard kickoff return ... as a sophomore, helped Tottenville to a 13-0 record and the New York City Class AA championship.

PERSONAL

Son of Muhammad Kromah and Mafata Komara ... born March 10, 1988 ... double majoring in Sociology and African/African American Studies.

STATISTICS

2007

Opponent	Solo	Ast	Total	TFL	QBS	INT	PBU	CF	FR	QBH
Connecticut	0	0	0	0.0-0	0.0-0	0	0	0	0	0
Virginia	0	0	0	0.0-0	0.0-0	0	0	0	0	0
Northwestern	— DNP —									
Navy	0	0	0	0.0-0	0.0-0	0	0	0	0	0
Miami	0	0	0	0.0-0	0.0-0	0	0	0	0	0
Wake Forest	0	0	0	0.0-0	0.0-0	0	0	0	0	0
Virginia Tech	— DNP —									
Florida State	0	0	0	0.0-0	0.0-0	0	0	0	0	0
Clemson	0	0	0	0.0-0	0.0-0	0	0	0	0	0
Georgia Tech	— DNP —									
Notre Dame	0	0	0	0.0-0	0.0-0	0	0	0	0	0
North Carolina	0	0	0	0.0-0	0.0-0	0	0	0	0	0

2008

Opponent	Solo	Ast	Total	TFL	QBS	INT	PBU	CF	FR	QBH
James Madison	0	1	1	0.0-0	0.0-0	0	0	0	0	0
Northwestern	1	0	1	0.0-0	0.0-0	0	0	0	0	0
Navy	1	0	1	0.0-0	0.0-0	0	0	0	0	0
Virginia	0	2	2	0.0-0	0.0-0	0	0	0	0	0
Georgia Tech	0	0	0	0.0-0	0.0-0	0	0	0	0	0
Miami	0	0	0	0.0-0	0.0-0	0	0	0	0	0
Vanderbilt	0	0	0	0.0-0	0.0-0	0	0	0	0	0
Wake Forest	0	2	2	0.0-0	0.0-0	0	0	0	0	0
N.C. State	1	0	1	0.0-0	0.0-0	0	0	0	0	0
Clemson	3	2	5	2.0-3	1.0-2	0	0	0	0	0
Virginia Tech	0	0	0	0.0-0	0.0-0	0	0	0	0	0
North Carolina	0	0	0	0.0-0	0.0-0	0	0	0	0	0

2009

Opponent	Solo	Ast	Total	TFL	QBS	INT	PBU	CF	FR	QBH
Richmond ¹	5	4	9	0.0-0	0.0-0	0	0	0	0	0
Army ²	4	3	7	0.0-0	0.0-0	0	1	0	0	0
Kansas	3	2	5	0.0-0	0.0-0	0	0	0	0	0
N.C. Central ³	5	1	6	1.0-2	0.0-0	0	0	0	0	0
Virginia Tech ⁴	1	4	5	0.5-1	0.0-0	0	0	0	0	0
N.C. State	— DNP —									
Maryland	— DNP —									
Virginia	— DNP —									
North Carolina	— DNP —									
Georgia Tech	— DNP —									
Miami	3	1	4	1.0-5	0.0-0	0	0	0	0	0
Wake Forest	3	1	4	0.0-0	0.0-0	0	1	1	0	0

Year	G/GS	Solo	Ast	Total	TFL	QBS	INT	PBU	CF	FR	QBH
2007	9/0	0	0	0	0.0-0	0.0-0	0	0	0	0	0
2008	12/0	6	7	13	2.0-3	1.0-2	0	0	0	0	0
2009	7/4	24	16	40	2.5-8	0.0-0	0	2	1	0	0
Total	28/4	30	23	53	4.5-11	1.0-2	0	2	1	0	0



43 Patrick Kurunwune

RB • 5-9, 215 • R-SO.

AUSTIN, TEXAS

L.C. ANDERSON HIGH SCHOOL

2010

Reserve running back who could push for playing time ... tough runner with a knack for gaining four yards in traffic ... owns excellent lower body strength ... helped the Blue team to a 24-3 win in the annual Spring Game by rushing 13 times for 44 yards and one TD.

2009

Played in 11 games with one start ... missed the N.C. State contest ... lone start came against Virginia Tech ... for the year, picked up 149 yards and one TD on 34 attempts while catching three passes for eight yards ... in win over N.C. Central, rushed 14 times for 93 yards and one TD ... returned three kickoffs for 46 yards on the season.

2008

Did not see game action.

PRIOR TO DUKE

Three-year letterman at L.C. Anderson under Mark Reiland ... rated as the No. 148 running back in the country by *Scout.com* ... listed as the No. 21 overall prospect in Central Texas by *Texas Prep Insider* ... three-time all-district selection ... served as team captain in senior season ... as a senior, logged 903 rushing yards and nine TDs on 147 attempts ... rushed for 920 yards and 15 TDs on 154 carries as a junior ... finished career with 2,491 rushing yards and 30 TDs on 407 carries ... also competed in wrestling, powerlifting and track and field.

PERSONAL

Son of Patrick and Rose Kurunwune ... born November 2, 1989 ... majoring in Biological Anthropology & Anatomy.

STATISTICS

2009

Opponent	Rush	Yds	Lg	TD	Rec	Yds	Lg	TD
Richmond	0	0	0	0	0	0	0	0
Army	0	0	0	0	0	0	0	0
Kansas	8	28	16	0	2	1	3	0
N.C. Central	14	93	26	1	0	0	0	0
Virginia Tech ¹	4	2	2	0	1	7	7	0
N.C. State	— DNP —							
Maryland	2	8	5	0	0	0	0	0
Virginia	0	0	0	0	0	0	0	0
North Carolina	0	0	0	0	0	0	0	0
Georgia Tech	6	18	6	0	0	0	0	0
Miami	0	0	0	0	0	0	0	0
Wake Forest	0	0	0	0	0	0	0	0

Year	G/GS	Rush	Yards	Avg.	TD	Lg
2009	11/1	34	149	4.4	1	26
Total	11/1	34	149	4.4	1	26

Year	G/GS	Rec	Yards	Avg.	TD	Lg
2009	11/1	3	8	2.7	0	7
Total	11/1	3	8	2.7	0	7

Year	G/GS	KOR	Yards	Avg.	TD	Lg
2009	11/1	3	46	15.3	0	23
Total	11/1	3	46	15.3	0	23



67 Mitchell Lederman

OG • 6-7, 305 • R-SR.

BRODHEAD, WIS.

BRODHEAD HIGH SCHOOL

2010

Enters the fall as a backup at left offensive guard ... offers quality, experienced depth along the line ... owns tremendous spirit and competitiveness ... has played both guard and tackle during his tenure ... missed the contact portion of spring practice while recovering from foot surgery ... has played in 32 career games (626 total snaps).

2009

Academic All-ACC selection ... *ESPN The Magazine* Academic All-District III pick ... played in nine games with seven starts ... missed the N.C. Central, Miami and Wake Forest games due to injury ... underwent surgery to repair fractured toe on November 16, 2009 ... member of an offensive front that ranked third in the ACC in sacks allowed per pass attempt ... on the field for 475 snaps including 445 offensive plays ... played a season-high 82 snaps at Virginia and reached the 50-play plateau against N.C. State (76), Maryland (75), North Carolina (58), N.C. Central (53) and Kansas (50).

2008

Played in all 12 games ... on the gridiron for 148 total snaps ... played a season-high 46 plays, including 41 on offense, against Miami.

2007

Played in 11 games ... sat out the Florida State contest ... received the Mike Suglia Award which is presented annually to the second-year member of the Duke football program who best exemplifies the qualities of the late Mike Suglia ... on the field for 33 snaps, all on special teams.

2006

Did not see game action.

PRIOR TO DUKE

Three-year letterman at Brodhead High School under coach James Matthys ... helped team to three-year ledger of 28-12 with three state playoff appearances ... all-region choice by *PrepStar* magazine ... charted as the sixth-top prospect in Wisconsin by *Rivals.com* ... as a senior, named first team All-Rock Valley Conference at both offensive and defensive tackle ... earned all-area accolades at offensive and defensive tackle from both the *Beloit Daily News* and *Monroe Evening Times* ... first team all-region choice at offensive tackle by the Wisconsin Football Coaches Association and honorable mention all-state pick by the *Milwaukee Journal Sentinel* ... during senior season, helped Brodhead rush for 317 yards per game while carding 30 tackles and three tackles for loss ... served as team captain ... first team all-area pick as a junior by the *Beloit Daily News* ... also participated in basketball and track and field.

PERSONAL

Son of Lon and Michelle Lederman ... father played basketball at Wisconsin-LaCrosse ... born January 16, 1988 ... graduated from Duke in 2010 with a degree in Sociology ... enrolled in Duke graduate school for Master of Arts in Liberal Studies.



47 Nick Maggio

K • 6-4, 200 • SR.

LEAWOOD, KAN.

ST. THOMAS AQUINAS HIGH SCHOOL

2010

Second string placekicker ... also offers depth at punter ... owns a great deal of experience ... enters final season having made 15-of-23 (.652) field goals and 50-of-50 (1.000) PATs for 95 career points ... Duke's career leader in PAT percentage ... on the school's career charts, ranks 10th in PATs made and tied for 11th in field goals made ... active streak of 50 consecutive successful PATs is tops among active kickers in the ACC and ranks third in school history behind Sims Lenhardt (62) and Randy Gardner (59) ... has appeared in 26 career games (21 starts) ... has four career punts for 106 yards (26.5 avg.) ... on the ACC's lists for active players, ranks fourth in career PATs, ninth in career field goals and 10th in career points.

2009

Played in seven games with three starting assignments ... started the season-opener against Richmond and in week four versus N.C. Central, then was pressed into starting role at North Carolina when Will Snyderwine was scratched from the lineup due to injury ... on the year, booted two-of-four field goals and nine-of-nine PATs ... kicked seven PATs against N.C. Central to match the third-highest single-game total in Duke history ... had two field goals at North Carolina covering 23 and 26 yards ... finished the year with 15 total points.

2008

Starting kicker in all 11 games in which Duke attempted a field goal or extra point ... was a perfect 28-of-28 on PAT attempts and 11-of-14 field goal attempts for a team-high 61 total points ... became one of only three placekickers in school history to successfully convert 25 or more PATs without a miss in a single season, joining Scott McKinney (28-of-28 in 1980) and Randy Gardner (32-of-32 in 1992) ... the 28 PATs rank tied for ninth on Duke's single-season chart ... ranked tied for first in the ACC in PAT percentage (1.000), fifth in field goal percentage (.786), tied for seventh in field goals per game (1.00) and ninth in points per game for kickers (5.5) ... made all six field goals inside 30 yards ... recorded a season-high of eight points against both Northwestern and Navy ... made a season-high two field goals against the Wildcats and a career-long 46-yard field goal and five-of-five extra points against the Midshipmen ... was four-of-four on PAT attempts against James Madison, Virginia and Miami.

2007

Played in eight games with seven starts as the team's placekicker ... named to the ACC All-Freshman team by *Sporting News* ... made two-of-five field goal attempts and was a perfect 13-of-13 on extra point attempts ... had three punts for 79 yards on the season with a long of 31 yards ... made a 40-yard field goal against Georgia Tech and was three-of-three on PAT attempts in the game for a season-high six points ... made two extra points against Miami, Wake Forest, Virginia Tech and North Carolina ... punted three times for 79 yards in the season opener against Connecticut.

PRIOR TO DUKE

Three-year letterman at St. Thomas Aquinas under Kevin Kopecky ... three-time all-league and all-county selection ... averaged 39.4 yards per punt on 23 kicks while making two-of-four field goals and 64-of-68 PAT attempts during senior season ... first team all-state pick as a junior after averaging 38.3 yards per punt and making 40-of-41 PATs ... connected on 10 field goals in 17 attempts along with 20-of-22 PATs during sophomore campaign ... holds school records for longest field goal (49 yards), most field goals in a season (10), most field goals in a career (16), most touchbacks in a season (28), most touchbacks in a career (70) and most PATs in a career (124) ... finished prep career with 172 total points ... helped team to three-year record of 27-7 with three state playoff berths ... also participated in baseball.

PERSONAL

Son of Carol and Mark Maggio ... born February 17, 1989 ... majoring in History with a minor in Sociology.

STATISTICS

2007

Opponent	FG-A	Made	Missed	Blk	PAT-A	Pts
Connecticut	0-0	—	—	0	0-0	0
Virginia	— DNP —					
Northwestern	— DNP —					
Navy	— DNP —					
Miami ¹	0-0	—	—	0	2-2	2
Wake Forest ²	0-0	—	—	0	2-2	2
Virginia Tech ³	0-0	—	—	0	2-2	2
Florida State	— DNP —					
Clemson ⁴	1-1	30	—	0	1-1	4
Georgia Tech ⁵	1-1	40	—	0	3-3	6
Notre Dame ⁶	0-1	—	42	0	1-1	1
North Carolina ⁷	0-2	—	36, 40	0	2-2	2

2008


Opponent	FG-A	Made	Missed	Blk	PAT-A	Pts
James Madison ⁸	1-1	27	—	0	4-4	7
Northwestern ⁹	2-2	21, 38	—	0	2-2	8
Navy ¹⁰	1-2	46	33	1	5-5	8
Virginia ¹¹	1-1	20	—	0	4-4	7
Georgia Tech	— DNP —					
Miami ¹²	1-1	40	—	0	4-4	7
Vanderbilt ¹³	1-2	42	43	0	1-1	4
Wake Forest ¹⁴	1-2	20	42	0	3-3	6
N.C. State ¹⁵	1-1	29	—	0	2-2	5
Clemson ¹⁶	0-0	—	—	—	1-1	1
Virginia Tech ¹⁷	1-1	39	—	0	0-0	3
North Carolina ¹⁸	1-1	27	—	0	2-2	5

2009

Opponent	FG-A	Made	Missed	Blk	PAT-A	Pts
Richmond ¹⁹	0-2	—	36, 38	0	1-1	1
Army	— DNP —					
Kansas	0-0	—	—	0	1-1	1
N.C. Central ²⁰	0-0	—	—	0	7-7	7
Virginia Tech	— DNP —					
N.C. State	— DNP —					
Maryland	— DNP —					
Virginia	— DNP —					
North Carolina ²¹	2-2	23, 26	—	0	0-0	6
Georgia Tech	0-0	—	—	0	0-0	0
Miami	0-0	—	—	0	0-0	0
Wake Forest	0-0	—	—	0	0-0	0

Year	G/GS	1-19	20-29	30-39	40-49	50+	Total	Lg	Blk	PAT	Pts
2007	8/7	0-0	0-0	1-2	1-3	0-0	2-5	40	0	13-13	19
2008	11/11	0-0	6-6	2-3	3-5	0-0	11-14	46	1	28-28	61
2009	7/3	0-0	2-2	0-2	0-0	0-0	2-4	26	0	9-9	15
Total	26/21	0-0	8-8	3-7	4-8	0-0	15-23	46	1	50-50	95

Year	G/GS	Punt	Yds	Avg	Lg	Blk	TB	FC	I20
2007	8/7	3	79	26.3	31	0	0	0	0
2008	11/11	1	27	27.0	27	0	0	0	1
2009	7/3	0	0	—	0	0	0	0	0
Total	26/21	4	106	26.5	31	0	0	0	1



68 Brian Moore

OG • 6-3, 270 • R-SO.

CORAL GABLES, FLA.

RANSOM EVERGLADES HIGH SCHOOL

2010

Returning starting right offensive guard ... athletic, tough lineman who made significant progress last season ... posted the program's third-highest power clean lift (318 lbs.) in the post-spring practice evaluation ... ranked second among offensive linemen in both the vertical (30.0) and broad (9-0) jumps as well as the 20-yard dash (2.99).

2009

Freshman All-ACC selection by *Sporting News* ... Academic All-ACC selection ... started all 12 games at right guard ... ranked first on the team in total offensive snaps (853) ... played 55 or more snaps in all 12 games including a season-high 86 at Kansas ... starting member of an offensive front that ranked third in the ACC in sacks allowed per pass attempt ... helped Duke lead the ACC and rank ninth nationally in passing offense.

2008

Did not see game action.

PRIOR TO DUKE

Four-year letterman at Ransom Everglades under Dave Hewett ... listed as the No. 43 offensive guard and No. 96 overall prospect in the state of Florida by *Rivals.com* ... ranked as the No. 41 offensive guard in the country by *Scout.com* ... charted as the No. 45 offensive guard in the nation by *ESPN.com* ... missed senior season while recovering from injury ... second team all-state and first team all-county pick as a junior ... earned Ransom Everglades' Most Outstanding Player award following junior season ... tallied 97 pancake blocks on offense and 11 sacks, three forced fumbles and three blocked kicks on defense during junior year ... named second team all-county as a sophomore ... recorded 37 pancake blocks on offense to go along with three sacks and one forced fumble on defense as a sophomore ... also competed in basketball and track and field ... set school records in both shot put and discus.

PERSONAL

Son of Kevin and Cathy Moore ... born March 20, 1990 ... majoring in Economics.



62 Bryan Morgan

C • 6-3, 260 • SR.

HOOVER, ALA.

HOOVER HIGH SCHOOL

MERCERSBURG (PA.) ACADEMY

2010

Returning starting center ... named to 2010 Rimington Trophy Spring Watch List ... scheduled to anchor the Duke offensive line for the third straight season ... a true leader within the program ... very agile lineman with good technique ... enters final season having started 25 career games including an active streak of 24 consecutive starts at center ... among active offensive linemen in the ACC, ranks tied for fifth in career starting assignments ... has logged over 800 snaps in each of the past two years ... has played 2,017 career offensive snaps ... at the program's post-spring practice strength testing, ranked second on the team in the power clean (324 lbs.) lift while pacing the offensive linemen in power clean, vertical jump (33.5), broad jump (9-9) and 20-yard dash (2.97) ... recipient of an ACC Top Six for Service Award for outstanding commitment, dedication and involvement in service projects.

2009

Started all 12 games at center ... on the field for 842 offensive plays ... one of just three offensive players to play over 800 snaps ... leader of Duke's offensive line unit that ranked third in the ACC in sacks allowed per pass attempt ... helped the Blue Devils lead the ACC and rank ninth nationally in passing offense ... carded a season-high 86 snaps at Kansas.

2008

Started all 12 games at center ... took every snap at center for the Blue Devils ... played a total of 835 snaps on the season ... one of only seven Duke players with over 800 plays on the year ... recorded over 70 snaps in eight of the 12 games with 80 or more in three games ... played a season-high 94 plays against Northwestern ... received the Student Affairs Distinguished Leadership and Service Award.

2007

ACC All-Freshman pick by *Sporting News* ... played in 11 games with one start ... started the season-opener against Connecticut at left tackle ... became the first true freshman to start on the offensive line for Duke since 1986 and was one of just 14 true freshmen nationally to start the season-opener ... on the gridiron for 340 total snaps for the year ... played a season-high 60 snaps against Connecticut.

PRIOR TO DUKE

Three-year letterman at Hoover under Rush Propst ... played one season at Mercersburg Academy under Dan Walker ... during senior season, Hoover posted a 14-1 ledger, captured the program's fourth consecutive 6A state crown and finished the season ranked eighth in the country by *USA Today* ... one of three finalists for Alabama's 2005 6A Lineman of the Year award ... in 2004, helped Hoover to a 15-0 record, the Alabama state championship and a final national ranking of No. 4 by *USA Today* ... helped Hoover to a three-year ledger of 43-2 with three Alabama 6A state championships.

PERSONAL

Son of Isom and Joneice Morgan ... father played football at Alabama A&M and was inducted into the school's Athletic Hall of Fame in 2005 ... born August 7, 1988 ... majoring in Music.



71 Jon Needham

OT • 6-7, 320 • R-JR.

MELROSE, MASS.

MELROSE HIGH SCHOOL

2010

Charted as the starting right offensive tackle ... big, rangy lineman with a strong passion for the game ... has played in 17 career games (246 total snaps).

2009

Played in 10 games with one starting assignment ... missed the Maryland and Virginia contests due to injury ... first career start came against Virginia Tech ... played 224 total snaps including 177 offensive plays ... on the field for a season-high 80 snaps against Virginia Tech ... helped Duke third in the ACC in sacks allowed per pass attempt.

2008

Played in seven games, primarily on special teams ... saw action against Georgia Tech, Miami, Vanderbilt, Wake Forest, N.C. State, Clemson and Virginia Tech ... on the field for 22 snaps with 20 coming on special teams ... lone pair of offensive snaps came versus Georgia Tech.

2007

Did not see game action.

PRIOR TO DUKE

Three-year letterman at Melrose under Tim Morris ... all-region selection by *PrepStar* magazine ... served as team captain during senior campaign ... Middlesex League All-Star selection as a senior ... also participated in basketball and track and field.

PERSONAL

Son of Jack and Kyle Needham ... uncle, Robert Needham, played football at New Hampshire ... born October 11, 1988 ... double majoring in History and Cultural Anthropology.



99

Wesley Oglesby

DE • 6-6, 255 • R-SR.

ARLINGTON, TEXAS

GRACE PREPARATORY CHRISTIAN ACADEMY

2010

Charted as the starter at right defensive end ... pairs with Patrick Egbob to give Duke two fifth-year senior ends on opposite sides ... had a good spring practice session ... improved speed and strength should pay dividends ... enters final campaign with career totals of 69 tackles, 12.5 tackles for loss, 3.5 quarterback sacks, nine quarterback pressures and two fumble recoveries ... Duke's active leader in tackles for loss, sacks and pressures ... has played in 30 career games with 16 starts ... on the field for 1,251 career snaps.

2009

Played in all 12 games with two starts ... earned starting nods against N.C. State and Maryland ... compiled 15 tackles, 4.0 tackles for loss and 1.5 quarterback sacks ... recovered one fumble against Georgia Tech ... had a season-high two tackles on five occasions ... on the gridiron for 309 total snaps including 278 defensive plays ... played a season-high 41 snaps at Miami.

2008

Played in six games ... started four of the first five games, but played in only one of the final seven contests due to injury ... ended the year with 17 tackles, two tackles for loss, one sack, one caused fumble, one fumble recovery and one quarterback hurry ... got off to a great start with four tackles, two tackles for loss, one sack and a forced fumble in the season-opener against James Madison ... also had four tackles to go with a fumble recovery at Georgia Tech ... posted five tackles against Navy ... on the field for 217 total plays with a season-high 51 against Northwestern.

2007

Academic All-ACC selection ... played in all 12 games with 10 starts at defensive end ... named to the ACC All-Freshman team by *Sporting News* ... finished the season with 37 tackles, 6.5 tackles for loss, one sack, seven quarterback pressures, one forced fumble and one fumble recovery ... led the team in QB hurries ... drew first career start at Northwestern and responded with three tackles, one sack and four quarterback hurries ... recorded a season-high nine tackles with two tackles for loss at Navy ... had three or more tackles in each of the final five games and eight games total for the year ... posted five tackles and caused a fumble at Virginia ... recovered a fumble at Florida State ... tallied two quarterback hurries and a tackle for loss against Virginia Tech ... registered a total of 725 snaps on the year with 571 on defense and 154 on special teams ... posted a season-high 82 snaps at Navy.

2006

Did not see game action.

PRIOR TO DUKE

Four-year letterman at Grace Preparatory Christian Academy under coach Mike Barber ... listed as the nation's 27th-top weak side defensive end by *Rivals.com* and the 60th-best overall defensive end in the country by *Scout.com* ... all-region selection by *PrepStar* magazine ... helped squad to four-year record of 38-10 with three state titles in the Texas Association of Private & Parochial Schools ... during senior season, earned first team all-state and district MVP honors after recording 76 tackles, 20 tackles for loss and 11 sacks ... also named first team all-district punter after averaging 37.1 yards per kick on 35 boots ... as a junior, had 88 tackles, 20 tackles for loss and 10 sacks while punting for a 34.6 average en route to receiving first team all-state honors at defensive line and second team all-state accolades at both offensive line and punter ... named the district's Newcomer of the Year and first team all-district and all-state on defense after sophomore campaign that included 35 tackles ... received the U.S. Congressional Award Gold Medal in 2005, presented by the U.S. Congress to young Americans who participated in 400 hours of public service, 200 hours of personal development goals, 200 hours of physical fitness goals and a four-night expedition ... also participated in basketball and track and field ... earned first team all-district and first team all-state honors on the hardwood ... helped track and field team to state championship in 2004.

PERSONAL

Son of Janet and Marc Oglesby ... born April 29, 1987 ... majoring in Biological Anthropology & Anatomy while minoring in Philosophy.

STATISTICS

2007

Opponent	Solo	Ast	Total	TFL	QBS	INT	PBU	CF	FR	QBH
Connecticut	0	1	1	0.0-0	0.0-0	0	0	0	0	0
Virginia	3	2	5	0.0-0	0.0-0	0	0	1	0	0
Northwestern ¹	2	1	3	1.0-6	1.0-6	0	0	0	0	4
Navy ²	7	2	9	2.0-5	0.0-0	0	0	0	0	0
Miami ³	0	0	0	0.0-0	0.0-0	0	0	0	0	0
Wake Forest ⁴	0	0	0	0.0-0	0.0-0	0	0	0	0	1
Virginia Tech ⁵	1	0	1	1.0-4	0.0-0	0	0	0	0	2
Florida State ⁶	4	0	4	1.0-1	0.0-0	0	0	1	0	0
Clemson ⁷	2	1	3	1.0-3	0.0-0	0	0	0	0	0
Georgia Tech ⁸	1	3	4	0.5-0	0.0-0	0	0	0	0	0
Notre Dame ⁹	1	3	4	0.0-0	0.0-0	0	0	0	0	0
North Carolina ¹⁰	3	0	3	0.0-0	0.0-0	0	0	0	0	0

2008

Opponent	Solo	Ast	Total	TFL	QBS	INT	PBU	CF	FR	QBH
James Madison	3	1	4	2.0-7	1.0-5	0	0	0	0	0
Northwestern ¹¹	0	2	2	0.0-0	0.0-0	0	0	0	0	0
Navy ¹²	1	4	5	0.0-0	0.0-0	0	0	0	0	0
Virginia ¹³	1	0	1	0.0-0	0.0-0	0	0	0	0	1
Georgia Tech ¹⁴	3	1	4	0.0-0	0.0-0	0	0	0	1	0
Miami	— DNP —									
Vanderbilt	— DNP —									
Wake Forest	— DNP —									
N.C. State	0	1	1	0.0-0	0.0-0	0	0	0	0	0
Clemson	— DNP —									
Virginia Tech	— DNP —									
North Carolina	— DNP —									

2009

Opponent	Solo	Ast	Total	TFL	QBS	INT	PBU	CF	FR	QBH
Richmond	0	1	1	0.0-0	0.0-0	0	0	0	0	1
Army	0	1	1	0.0-0	0.0-0	0	0	0	0	0
Kansas	0	2	2	0.0-0	0.0-0	0	0	0	0	0
N.C. Central	1	1	2	1.5-6	1.0-5	0	0	0	0	0
Virginia Tech	0	1	1	0.0-0	0.0-0	0	0	0	0	0
N.C. State ¹⁵	1	0	1	0.0-0	0.0-0	0	0	0	0	0
Maryland ¹⁶	1	1	2	1.5-5	0.5-4	0	0	0	0	0
Virginia	0	0	0	0.0-0	0.0-0	0	0	0	0	0
North Carolina	1	0	1	0.0-0	0.0-0	0	0	0	0	0
Georgia Tech	1	1	2	1.0-2	0.0-0	0	0	0	1	0
Miami	2	0	2	0.0-0	0.0-0	0	0	0	0	0
Wake Forest	0	0	0	0.0-0	0.0-0	0	0	0	0	0

Year	G/GS	Solo	Ast	Total	TFL	QBS	INT	PBU	CF	FR	QBH
2007	12/10	24	13	37	6.5-19	1.0-6	0	0	2	0	7
2008	6/4	8	9	17	2.0-7	1.0-5	0	0	0	1	1
2009	12/2	7	8	15	4.0-13	1.5-9	0	0	0	1	1
Total	30/16	39	30	69	12.5-39	3.5-20	0	0	2	2	9



88

Danny Parker

TE • 6-4, 230 • SR.

ROCKVILLE, MD.

GOOD COUNSEL HIGH SCHOOL

2010

Reserve tight end ... provides Duke with quality, experienced depth ... has nine career catches for 77 yards and two TDs ... has played in 32 games including 451 total snaps.

2009

Played in all 12 games ... caught six passes for 42 yards and two TDs ... scoring receptions came in victories over N.C. State and Maryland in consecutive games ... on the field for 232 total snaps including 157 offensive plays ... played a season-high 53 snaps against N.C. Central.

2008

Played in 10 games ... caught three passes for 35 yards on the year ... recorded his first collegiate catch for 14 yards against Virginia ... hauled in two passes for 11 yards against Miami ... played 121 snaps with 64 on offense and 57 on special teams ... posted a season-high 34 plays against Virginia.

2007

Played in the final nine games of the season ... had three kickoff returns for 16 yards on the year ... played a total of 98 snaps on the year with 20 snaps on offense and 78 on special teams ... recorded a season-high 25 plays against Virginia Tech.

PRIOR TO DUKE

Two-year letterman at Good Counsel under Bob Milloy ... first team all-county and third team all-state pick as a senior after catching six passes for 181 yards and totaling 41 tackles and five sacks ... logged three receptions for 96 yards along with 15 tackles and one interception as a junior ... helped Good Counsel to a two-year mark of 16-6 with two state playoff appearances ... also participated in basketball.

PERSONAL

Son of Linda Fontaine and Robert Parker III ... born January 24, 1989 ... majoring in Cultural Anthropology.

STATISTICS

2007

Opponent	Rec	Yds	Lg	TD	Rush	Yds	Lg	TD
Connecticut		— DNP —						
Virginia		— DNP —						
Northwestern		— DNP —						
Navy	0	0	0	0	0	0	0	0
Miami	0	0	0	0	0	0	0	0
Wake Forest	0	0	0	0	0	0	0	0
Virginia Tech	0	0	0	0	0	0	0	0
Florida State	0	0	0	0	0	0	0	0
Clemson	0	0	0	0	0	0	0	0
Georgia Tech	0	0	0	0	0	0	0	0
Notre Dame	0	0	0	0	0	0	0	0
North Carolina	0	0	0	0	0	0	0	0

2008

Opponent	Rec	Yds	Lg	TD	Rush	Yds	Lg	TD
James Madison	0	0	0	0	0	0	0	0
Northwestern	0	0	0	0	0	0	0	0
Navy	0	0	0	0	0	0	0	0
Virginia	1	14	14	0	0	0	0	0
Georgia Tech	0	0	0	0	0	0	0	0
Miami	2	11	9	0	0	0	0	0
Vanderbilt		— DNP —						
Wake Forest	0	0	0	0	0	0	0	0
N.C. State	0	0	0	0	0	0	0	0
Clemson	0	0	0	0	0	0	0	0
Virginia Tech	0	0	0	0	0	0	0	0
North Carolina	0	0	0	0	0	0	0	0

2009

Opponent	Rec	Yds	Lg	TD	Rush	Yds	Lg	TD
Richmond	1	5	5	0	0	0	0	0
Army	0	0	0	0	0	0	0	0
Kansas	1	16	16	0	0	0	0	0
N.C. Central	0	0	0	0	0	0	0	0
Virginia Tech	0	0	0	0	0	0	0	0
N.C. State	1	6	6	1	0	0	0	0
Maryland	1	1	1	1	0	0	0	0
Virginia	0	0	0	0	0	0	0	0
North Carolina	0	0	0	0	0	0	0	0
Georgia Tech	1	5	5	0	0	0	0	0
Miami	1	9	9	0	0	0	0	0
Wake Forest	0	0	0	0	0	0	0	0

Year	G/GS	Rec	Yards	Avg.	TD	Lg
2007	9/0	0	0	—	0	0
2008	11/0	3	25	8.3	0	14
2009	12/0	6	42	7.0	2	16
Total	32/0	9	67	7.4	2	16



24 Garrett Patterson

CB • 6-0, 180 • R-FR.

RICHMOND, VA.

MONACAN HIGH SCHOOL

2010

Reserve cornerback ... made smooth transition from safety to cornerback during spring drills ... good athlete ... logged five tackles in the annual Spring Game ... ranked second on the team in broad jump (10-11) and third in vertical jump (39.5) in the post-spring practice evaluation.

2009


Did not see game action.

PRIOR TO DUKE

Three-year letterman at Monacan under Danny Parsons ... listed as the 82nd-best safety in the nation by *ESPN.com* ... first team all-state choice by the *Associated Press* as a senior ... also earned first team all-district and all-region honors from the *Richmond Times-Dispatch* ... as a senior, posted 81 tackles and two interceptions ... had 90 tackles and two interceptions as a junior to earn first team all-district honors ... carded 65 tackles and two interceptions during sophomore season.

PERSONAL

Son of Yvette and Martin Patterson ... born December 28, 1989.



89 George Pearkes

TE • 6-2, 240 • JR.

NELSON, BRITISH COLUMBIA, CANADA

L.V. ROGERS HIGH SCHOOL

2010

Walk-on reserve tight end.

2009

Did not see game action.

2008


Did not see game action.

PRIOR TO DUKE

Played under Rick Short at L.V. Rogers in Nelson, B.C. ... also lettered in basketball.

PERSONAL

Son of Tim and Eileen Pearkes ... born December 5, 1989 ... majoring in Public Policy Studies with a minor in Economics.



10 Matt Pridemore

WR • 6-0, 190 • R-JR.

GAINESVILLE, FLA.

BUFORD HIGH SCHOOL

2010

Reserve wide receiver ... fastest member of the program after running a 4.33 40-yard dash in the post-spring practice testing ... helped the Blue squad to a 24-3 win in the annual Spring Game with three receptions for 24 yards.

2009

Played in all 12 games, primarily on special teams ... credited with four total tackles ... on the field for 132 total snaps including eight offensive plays.

2008

Did not see game action.

2007

Played in all 12 games on special teams ... recorded one tackle at Miami ... on the field for a total of 51 plays.

PRIOR TO DUKE

Four-year letterman at Buford High School under coaches Dexter Wood (2002-04) and Jess Simpson (2005) ... helped Buford to four-year ledger of 55-3 with state championships in both 2002 and 2003 ... all-region selection by *PrepStar* magazine ... as a senior, rushed 132 times for 1,300 yards and 20 touchdowns to earn all-county honors.

PERSONAL

Son of Leigh and Tom Pridemore ... father played football at West Virginia and with the NFL's Atlanta Falcons ... sister, Erin Wood, works in the Duke Athletic Department ... brother-in-law, Ryan Wood, was a four-year football letterman at Duke from 2005-08 ... brother, Tyler, is a member of the University of Florida football program ... born July 9, 1987 ... graduated from Duke in 2010 with a degree in Public Policy Studies ... enrolled in Duke graduate school for Master of Arts in Liberal Studies.



41 Eriks Reks

LB • 6-5, 240 • R-JR.

WRENTHAM, MASS.

XAVERIAN BROTHERS HIGH SCHOOL

2010

Charted as the top reserve at the strongside linebacker position ... key special teams contributor ... versatile performer with experience at both linebacker and defensive end.

2009

Played in all 12 games ... finished with four tackles including a half-tackle for loss ... carded a season-best three stops against N.C. Central ... returned one kickoff for 10 yards at Miami ... on the gridiron for 200 snaps including 60 defensive plays.

2008

Played in five games ... saw action against Virginia, Wake Forest, Clemson, Virginia Tech and North Carolina ... logged three tackles ... played 24 total snaps ... received the Mike Suglia Award for a second-year member of the Duke football program who best exemplifies the qualities of the late Mike Suglia.

2007

Did not see game action.

PRIOR TO DUKE

Three-year letterman at Xaverian Brothers under Charlie Stevenson ... all-region selection by *PrepStar* magazine... helped team to 26-10-1 record with three state playoff berths ... earned league MVP honors ... posted 32 career sacks ... also participated in basketball and track and field.

PERSONAL

Son of Elmars and Jenny Reks ... father played football at Holy Cross while mother played tennis at Boston College ... born December 23, 1988 ... high school teammate of fellow Duke football player Paul Asack ... double majoring in Religion and English.

STATISTICS

2008

Opponent	Solo	Ast	Total	TFL	QBS	INT	PBU	CF	FR	QBH
James Madison	—	DNP	—							
Northwestern	—	DNP	—							
Navy	—	DNP	—							
Virginia	0	1	1	0.0-0	0.0-0	0	0	0	0	0
Georgia Tech	—	DNP	—							
Miami	—	DNP	—							
Vanderbilt	—	DNP	—							
Wake Forest	0	0	0	0.0-0	0.0-0	0	0	0	0	0
N.C. State	—	DNP	—							
Clemson	0	1	1	0.0-0	0.0-0	0	0	0	0	0
Virginia Tech	0	1	1	0.0-0	0.0-0	0	0	0	0	0
North Carolina	0	0	0	0.0-0	0.0-0	0	0	0	0	0

2009

Opponent	Solo	Ast	Total	TFL	QBS	INT	PBU	CF	FR	QBH
Richmond	0	0	0	0.0-0	0.0-0	0	0	0	0	0
Army	0	0	0	0.0-0	0.0-0	0	0	0	0	0
Kansas	0	0	0	0.0-0	0.0-0	0	0	0	0	0
N.C. Central	1	2	3	0.0-0	0.0-0	0	0	0	0	0
Virginia Tech	0	0	0	0.0-0	0.0-0	0	0	0	0	0
N.C. State	0	0	0	0.0-0	0.0-0	0	0	0	0	0
Maryland	0	0	0	0.0-0	0.0-0	0	0	0	0	0
Virginia	0	0	0	0.0-0	0.0-0	0	0	0	0	0
North Carolina	0	0	0	0.0-0	0.0-0	0	0	0	0	0
Georgia Tech	0	1	1	0.0-0	0.0-0	0	0	0	0	0
Miami	0	0	0	0.0-0	0.0-0	0	0	0	0	0
Wake Forest	0	0	0	0.0-0	0.0-0	0	0	0	0	0

Year	G/GS	Solo	Ast	Total	TFL	QBS	INT	PBU	CF	FR	QBH
2008	5/0	0	3	3	0.0-0	0.0-0	0	0	0	0	0
2009	12/0	1	3	4	0.0-0	0.0-0	0	0	0	0	0
Total	17/0	1	6	7	0.0-0	0.0-0	0	0	0	0	0



19 Sean Renfree

QB • 6-3, 210 • R-SO.

SCOTTSDALE, ARIZ.

NOTRE DAME PREP

2010

Listed as the starting quarterback ... slated to take the signal-calling reigns from graduated, two-time All-ACC quarterback Thaddeus Lewis, the school's all-time leading passer (10,065 yards) ... possesses a keen understanding of Duke's offensive system ... has excellent poise and temperament ... gained quality experience in 2009, appearing in five contests ... missed the contact portion of spring practice while recovering from knee surgery.

2009

Played in five games as the backup QB ... saw action against Army, Kansas, N.C. Central, North Carolina and Georgia Tech ... played a total of 92 snaps ... on the year, completed 34-of-50 (.680) passes for 330 yards with four TDs and two INTs ... in first collegiate action, came off the bench at Army to lead Duke to a 35-19 come-from-behind victory ... against the Black Knights, hit on seven-of-eight passes for 106 yards and two TDs ... first career pass attempt was a 17-yard touchdown strike to TE Brett Huffman ... threw for a season-high 115 yards along with one TD at Kansas ... after completing five-of-six passes for 44 yards against Georgia Tech, suffered season-ending knee injury ... underwent surgery to repair torn anterior cruciate ligament in right knee on November 21, 2009.

2008

Did not see game action.

PRIOR TO DUKE

Four-year letterman at Notre Dame Prep under Scott Bemis ... selected to the 2008 *PARADE* All-America team ... charted as the No. 10 quarterback in the country by *Scout.com* ... rated as the No. 15 pro-style quarterback nationally and No. 9 overall prospect in the state of Arizona by *Rivals.com* ... selected to compete at the Elite 11 Quarterback Camp ... named Arizona's Big School Class 5A and 4A Player of the Year and to the All-Arizona team as a senior by *The Arizona Republic* ... chosen as a 2007 PrepNation 101 All-American ... earned honorable mention all-state honors and was named Notre Dame Prep's MVP as a junior ... as a senior, led Notre Dame Prep to a 13-1 record and the 2007 Arizona 4AII state championship ... capped prep career by completing 23-of-33 passes for a state championship game record 411 yards and five TDs against Cottonwood Mingus ... as a senior, completed 197-of-357 passes for 3,353 yards and 41 TDs with just six INTs ... in junior campaign, threw for 2,483 yards and 25 TDs with five INTs ... passed for 1,533 yards and 10 TDs as a sophomore.

PERSONAL

Son of Lisa and Kevin Renfree ... born April 28, 1990 ... majoring in Public Policy Studies.

STATISTICS

2009

Opponent	C-A	Pct.	Yds	TD-INT	Lg	Rush	Yds	Lg	TD
Richmond	—	DNP	—						
Army	7-8	.875	106	2-0	31	0	0	0	0
Kansas	14-23	.609	115	1-0	18	4	8	9	0
N.C. Central	8-12	.667	65	1-1	22	0	0	0	0
Virginia Tech	—	DNP	—						
N.C. State	—	DNP	—						
Maryland	—	DNP	—						
Virginia	—	DNP	—						
North Carolina	0-1	.000	0	0-1	0	0	0	0	0
Georgia Tech	5-6	.833	44	0-0	0	2	-20	0	0
Miami	—	DNP	—						
Wake Forest	—	DNP	—						

Year	G/GS	Comp	Att	Pct.	Yards	TD	INT	Lg
2009	5/0	34	50	.680	330	4	2	31
Total	5/0	34	50	.680	330	4	2	31

Year	G/GS	Rush	Yards	Avg.	TD	Lg
2009	5/0	6	-12	-2.0	0	9
Total	5/0	6	-12	-2.0	0	9



28 Kevin Rojas

LB • 6-3, 215 • R-FR.

RALEIGH, N.C.

WAKEFIELD HIGH SCHOOL

2010

Enters fall practice as the starter at middle linebacker ... has made steady progress since arriving on campus ... had an excellent spring practice ... earned the program's Most Improved Defensive Player award following spring drills.

2009


Did not see game action ... enrolled at Duke in January, 2009.

PRIOR TO DUKE

Three-year letterman at Wakefield under J.D. Dinwiddie ... listed as the 67th-best weak-side linebacker in the nation by *Scout.com* ... two-time all-conference selection ... helped Wakefield to consecutive playoff berths in 2007 and 2008 ... had 550 receiving yards and four TDs in senior season ... as a junior, posted 73 tackles with two INTs ... also lettered in track and field.

PERSONAL

Son of Augie and Rose Rojas ... born July 24, 1991.



16 Chris Rwabukamba

CB • 5-10, 175 • R-SR.

WINDSOR, ONTARIO, CANADA

HERMAN HIGH SCHOOL

2010

Returning starting cornerback ... Duke's most experienced defensive back ... improved speed could pay dividends with aggressive man coverage ... career totals include 72 tackles, 5.5 tackles for loss and one INT ... active Blue Devil leader with 12 career pass breakups ... has played in 34 career games with 13 starts ... on the field for 1,357 total snaps including 1,060 defensive plays ... fourth round selection (27th overall pick) of the Hamilton Tiger-Cats in the 2010 Canadian Football League Draft.

2009

Academic All-ACC selection ... played in all 12 games with 10 starts ... earned starting nods in each of the final 10 weeks of the season ... finished sixth on the team with 46 total tackles ... added 2.0 tackles for loss, 1.0 quarterback sack, seven pass breakups, one caused fumble and one fumble recovery ... PBU total ranked second on the squad ... posted a season-high seven tackles at Kansas ... had six tackles including first career sack at Miami ... on the field for 812 total snaps including 700 defensive plays.

2008

Played in all 12 games with three starts ... started the final three games of the season ... tied for the team lead with five pass breakups to go with 26 tackles, 3.5 tackles for loss, one interception and one quarterback pressure ... recorded first career interception at the one-yard line with 38 seconds remaining to preserve Duke's 10-7 win at Vanderbilt ... also had two tackles, including one for a loss against the Commodores ... helped send the Wake Forest game into overtime with two of his three pass breakups in the fourth quarter, including one on 4th-and-5 with the Demon Deacons inside Duke's 35-yard line ... posted a season-high seven tackles with 1.5 tackles for loss and one pass breakup at Clemson ... played 509 snaps including 360 on defense.

2007

Played in nine games ... missed the Connecticut, Virginia and Wake Forest contests ... on the field for 32 total snaps, all on special teams.

2006

Played in one game ... on the field for four snaps against Virginia ... missed the remainder of the season due to injury and was granted a hardship waiver.

PRIOR TO DUKE

Lettered three seasons at Herman High School under coach Harry Lumley ... helped Herman to a three-year record of 23-7 ... charted as the 78th-top cornerback prospect by *Scout.com* ... as a senior, rushed for 100 or more yards in nine games, scored 17 touchdowns and received first team all-city honors as Herman posted a 9-2 overall record ... three-time first team all-city selection ... finished career with 33 total touchdowns ... also participated in basketball and track and field ... two-time all-city choice on the hardwood while leading Herman to a pair of city championships and one regional title.

PERSONAL

Son of Jeanne Uwera ... born January 5, 1987 ... originally from Rwanda ... graduated from Duke in 2010 with a degree in Public Policy Studies ... enrolled in Duke graduate school for Master of Arts in Liberal Studies.

STATISTICS

2007

Opponent	Solo	Ast	Total	TFL	QBS	INT	PBU	CF	FR	QBH
Connecticut	— DNP —									
Virginia	— DNP —									
Northwestern	0	0	0	0.0-0	0.0-0	0	0	0	0	0
Navy	0	0	0	0.0-0	0.0-0	0	0	0	0	0
Miami	0	0	0	0.0-0	0.0-0	0	0	0	0	0
Wake Forest	— DNP —									
Virginia Tech	0	0	0	0.0-0	0.0-0	0	0	0	0	0
Florida State	0	0	0	0.0-0	0.0-0	0	0	0	0	0
Clemson	0	0	0	0.0-0	0.0-0	0	0	0	0	0
Georgia Tech	0	0	0	0.0-0	0.0-0	0	0	0	0	0
Notre Dame	0	0	0	0.0-0	0.0-0	0	0	0	0	0
North Carolina	0	0	0	0.0-0	0.0-0	0	0	0	0	0


2008

Opponent	Solo	Ast	Total	TFL	QBS	INT	PBU	CF	FR	QBH
James Madison	1	0	1	0.0-0	0.0-0	0	0	0	0	0
Northwestern	1	1	2	1.0-3	0.0-0	0	0	0	0	1
Navy	1	0	1	0.0-0	0.0-0	0	0	0	0	0
Virginia	0	0	0	0.0-0	0.0-0	0	0	0	0	0
Georgia Tech	0	0	0	0.0-0	0.0-0	0	0	0	0	0
Miami	1	0	1	0.0-0	0.0-0	0	0	0	0	0
Vanderbilt	2	0	2	1.0-2	0.0-0	1	0	0	0	0
Wake Forest	2	1	3	0.0-0	0.0-0	0	3	0	0	0
N.C. State	2	0	2	0.0-0	0.0-0	0	1	0	0	0
Clemson ¹	5	2	7	1.5-4	0.0-0	0	1	0	0	0
Virginia Tech ²	1	3	4	0.0-0	0.0-0	0	0	0	0	0
North Carolina ³	1	2	3	0.0-0	0.0-0	0	0	0	0	0

2009

Opponent	Solo	Ast	Total	TFL	QBS	INT	PBU	CF	FR	QBH
Richmond	2	0	2	0.0-0	0.0-0	0	1	1	0	0
Army	2	1	3	0.0-0	0.0-0	0	0	0	0	0
Kansas ⁴	5	2	7	0.0-0	0.0-0	0	1	0	0	0
N.C. Central ⁵	2	2	4	0.0-0	0.0-0	0	0	0	0	0
Virginia Tech ⁶	3	1	4	0.0-0	0.0-0	0	0	0	1	0
N.C. State ⁷	0	2	2	0.0-0	0.0-0	0	1	0	0	0
Maryland ⁸	4	1	5	0.0-0	0.0-0	0	0	0	0	0
Virginia ⁹	4	0	4	0.0-0	0.0-0	0	2	0	0	0
North Carolina ¹⁰	4	0	4	1.0-1	0.0-0	0	1	0	0	0
Georgia Tech ¹¹	0	0	0	0.0-0	0.0-0	0	0	0	0	0
Miami ¹²	5	1	6	1.0-4	1.0-4	0	0	0	0	0
Wake Forest ¹³	5	0	5	0.0-0	0.0-0	0	1	0	0	0

Year	G/GS	Solo	Ast	Total	TFL	QBS	INT	PBU	CF	FR	QBH
2006	1/0	0	0	0	0.0-0	0.0-0	0	0	0	0	0
2007	9/0	0	0	0	0.0-0	0.0-0	0	0	0	0	0
2008	12/3	17	9	26	3.5-9	0.0-0	1	5	0	0	1
2009	12/10	36	10	46	2.0-5	1.0-4	0	7	1	1	0
Total	34/13	53	19	72	5.5-14	1.0-4	1	12	1	1	1



82 Sydney Sarmiento

DE • 6-4, 285 • R-FR.

FLORENCE, S.C.

WEST FLORENCE HIGH SCHOOL

2010

Reserve defensive end ... showed improvement over the course of spring drills.

2009

Did not see game action ... enrolled at Duke in January, 2009.

PRIOR TO DUKE

Four-year letterman at West Florence under Trey Woodberry ... charted as the 71st-best defensive end in the nation by *ESPN.com* ... earned all-region honors as a senior after posting 70 tackles with 10 quarterback sacks as West Florence went 7-5 ... All-Mid Atlantic Region pick by *SuperPrep* ... helped the South squad to a 24-14 win in the annual South Carolina North-South All-Star game on December 13, 2008 in Myrtle Beach ... had 62 tackles with nine sacks as a junior.

PERSONAL

Son of Ramon and Tanya Sarmiento ... born April 5, 1991 ... high school teammate of fellow Duke football team member John Coleman.



12 Sean Schroeder

QB • 6-3, 185 • R-FR.

LAGUNA NIGUEL, CALIF.

DANA HILLS HIGH SCHOOL

2010

Charted as the top reserve at quarterback behind Sean Renfree ... left-handed passer and true student of the game ... possesses good throwing touch with a knack of completing the deep route ... in five scrimmages during spring practice, completed 38-of-86 (.442) passes for 414 yards with three TDs and two INTs.

2009

Did not see game action.

PRIOR TO DUKE

Three-year letterman at Dana Hills under Brent Melbon ... listed as the 29th-best quarterback in the nation by *ESPN.com* ... charted as the 39th-best quarterback in the country by *Scout.com* ... listed as the 42nd-best pro-style quarterback in the nation by *Rivals.com* ... three-time All-South Coast League selection ... as a senior, completed 175-of-267 (.655) passes for 2,826 yards with 31 TDs and eight INTs ... top games in 2008 came against El Modena (14-of-20, 390 yards & 5 TD) and Capistrano Valley (17-of-24, 322 yards & 6 TD) ... All-Far West Region pick by *SuperPrep* ... in junior season, earned all-league honors after leading Orange County in completion percentage after hitting on 126-of-189 (.667) passes ... completed 142-of-225 (.631) passes for 1,523 yards and 11 TDs in 2006 ... two-year team captain ... established all game, season and career passing records at Dana Hills.

PERSONAL

Son of Maureen and Scott Schroeder ... sister, Samantha, played softball at Elon University ... born November 9, 1990.



33 Desmond Scott

RB • 5-10, 185 • SO.

DURHAM, N.C.

HILLSIDE HIGH SCHOOL

2010

Charted as the second string running back ... has developed a good understanding of the position ... proven to be an every-down back ... solid receiving threat out of the backfield ... in the Spring Game, rushed 13 times for 97 yards while catching three passes for 26 yards.

2009

Freshman All-ACC selection by *Sporting News* as a kick return specialist ... played in nine games with four starting assignments ... did not play in the first three games of the year ... received starts against N.C. Central, North Carolina, Georgia Tech and Miami ... rushed for a team-high 262 yards on 70 carries to become just the seventh true freshman in school history to pace the squad in rushing ... also had 18 pass receptions for 147 yards while returning 18 kickoffs for 452 yards ... in the ACC, ranked fifth in kickoff return average (25.11) and seventh in all-purpose yards per game (95.7) ... kickoff return average ranks eighth on Duke's single-season list ... established Duke rookie single-game records for kickoff returns (7 vs. Wake Forest) and all-purpose yards (259 vs. Wake Forest) ... totals rank tied for second and third on Duke's overall single-game list ... amassed 861 all-purpose yards — the sixth-highest single-season total by a freshman in Blue Devil history ... earned starting nod in first collegiate outing and responded with 100 rushing yards on 16 attempts with a 23-yard TD run against N.C. Central ... caught a season-high five passes against both N.C. State (37 yards) and Georgia Tech (season-high 45 yards) ... on the field for a total of 283 snaps.

PRIOR TO DUKE

Two-year letterman at Hillside under Ray Harrison ... played freshman and sophomore years at Southern High School ... All-America pick by *SuperPrep* ... charted as the top running back in North Carolina and the 23rd-best back in the country by *ESPN.com* ... listed as the fifth-top all-purpose back in the nation by *Rivals.com* ... as a senior, rushed 256 times for 2,249 yards and 24 TDs while catching 30 passes for 532 yards and five TDs ... added four kickoff returns for TDs as Hillside went 12-2-1 and reached the state semifinals ... rushed for 905 yards and eight TDs as a junior ... career prep totals were 568 rushing attempts for 4,690 yards and 63 TDs and 100 pass receptions for 1,630 yards and 11 TDs ... also lettered in track and field.

PERSONAL

Son of Lisa and Tony Scott ... born November 12, 1990 ... high school teammate of fellow Duke football team member Corey Gattis.

STATISTICS

2009

Opponent	Rush	Yds	Lg	TD	Rec	Yds	Lg	TD
Richmond	—	DNP	—					
Army	—	DNP	—					
Kansas	—	DNP	—					
N.C. Central ¹	16	100	23	1	0	0	0	0
Virginia Tech	7	34	14	0	1	26	26	0
N.C. State	8	13	7	0	5	37	17	0
Maryland	1	1	1	0	0	0	0	0
Virginia	7	26	7	0	2	16	12	0
North Carolina ²	5	0	4	0	2	10	6	0
Georgia Tech ³	6	20	12	0	5	45	21	0
Miami ⁴	10	27	16	0	1	6	6	0
Wake Forest	10	41	10	0	2	7	6	0

Year	G/GS	Rush	Yards	Avg.	TD	Lg
2009	9/4	70	262	3.7	1	23
Total	9/4	70	262	3.7	1	23

Year	G/GS	Rec	Yards	Avg.	TD	Lg
2009	9/4	18	147	8.2	0	26
Total	9/4	18	147	8.2	0	26

Year	G/GS	KOR	Yards	Avg.	TD	Lg
2009	9/4	18	452	25.1	0	68
Total	9/4	18	452	25.1	0	68



13 Preston Scott

WR • 5-10, 185 • JR.
ROCHESTER, N.Y.
BISHOP KEARNEY HIGH SCHOOL

2010

Walk-on reserve wide receiver.

2009

Played in five games ... saw action on special teams against Kansas, N.C. Central, Maryland, Georgia Tech and Miami.

2008

Did not see game action.

PRIOR TO DUKE

Lettered as a senior under Art Carlisi at Bishop Kearney and junior year at East High School ... helped Bishop Kearney to a 6-3 record in 2007 with 39 catches for 977 yards and 11 touchdowns ... named team MVP and received the Coaches Award as a senior.

PERSONAL

Son of Karen Hadley ... born December 16, 1989 ... majoring in Evolutionary Anthropology with a minor in Theater Studies.



63 Chris Shannon

OT • 6-5, 290 • R-JR.
ANDOVER, MASS.
PHILLIPS ACADEMY

2010

Reserve offensive tackle ... also enters the fall as the second string long snapper.

2009

Did not see game action.

2008

Played in all 12 games, serving as Duke's long snapper ... played 124 snaps on special teams ... recovered one fumble at Vanderbilt.

2007

Did not see game action.

PRIOR TO DUKE

Three-year letterman at Phillips Academy under Leon Modeste ... all-region pick by *PrepStar* magazine ... recorded 26 tackles and three sacks as a senior and earned All-New England Prep School All-Star team honors ... two-time Division I All-Star choice by the *Eagle Tribune* ... served as team captain during senior season ... helped Phillips to a three-year record of 19-6 with two appearances in the New England Prep School Class A Championship game ... also participated in track and field, earning top-five finishes in both the shot put (3rd) and discus (5th) at the 2006 New England Prep School Class A championships ... helped team to the 2006 New England Prep School Class A state track and field championship ... received the National Football Foundation Scholar Athlete award in 2007.

PERSONAL

Son of Carolyn and Michael Shannon ... father played football and lacrosse at Holy Cross while mother was a member of the track and field and lacrosse teams at Holy Cross ... brother, Mike, played football at Dartmouth ... born June 8, 1988 ... majoring in Sociology.



72 Perry Simmons

OT • 6-5, 285 • R-FR.
RALEIGH, N.C.
SANDERSON HIGH SCHOOL

2010

Listed as the backup right offensive tackle ... made steady progress during spring drills ... scheduled to challenge for significant playing time this fall ... coaches are pleased with his dedication and work ethic.

2009


Did not see game action.

PRIOR TO DUKE

Four-year letterman at Sanderson under Jason Tindal ... named 4A All-State by *NCPreps.com* following senior season ... selected to play in the 72nd annual Shrine Bowl ... named a 2008-09 Carolina Panthers Community Captain for excellence in athletics, academics and community service ... four-time all-conference honoree ... helped Sanderson to state playoff berths in each of his final two seasons ... also lettered in basketball and track and field.

PERSONAL

Son of Renee and Brette Simmons ... father lettered four years on the gridiron at Furman (1975-76-77-78) and was a two-time (1977-78) All-Southern Conference tight end who finished with 82 career receptions for 1,197 yards and nine TDs while captaining the Paladins to the 1978 league championship ... father also served on the football coaching staff at N.C. State from 1987-98, helping the Wolfpack to a 79-60-2 record and eight bowl game appearances ... born November 18, 1990.



97 Nick Sink

DL • 6-5, 250 • FR.
KERNERSVILLE, N.C.
FORSYTH COUNTRY DAY SCHOOL

PRIOR TO DUKE

Four-year letterman at Forsyth Country Day under coaches Rusty LaRue (2006-07) and Mark Moroz (2008-09) ... helped team to four-year record of 24-19 with state playoff berths in 2007 and 2009 ... as a senior, recorded 60 tackles and six sacks along with 37 pass receptions for 578 yards and seven TDs in eight-win campaign ... earned all-conference, all-county and all-state accolades in 2009 ... served as team captain as a senior ... had 17 tackles and one fumble recovery as a junior despite missing six games due to injury ... finished high school career with 80 pass receptions for 1,207 yards and 10 TDs ... played in the fifth annual Oasis Shrine Bowl on November 27, 2009 in Charlotte, N.C., as North Carolina dropped a 20-17 overtime decision to South Carolina ... also lettered in basketball and track and field ... NCISAA all-state selection in basketball ... in 2009, captured conference championships in both the discus and shot put while placing fourth in the discus at the NCISAA 3A state championship meet ... in 2010, won conference titles in both the discus and shot put while placing second in the discus and fourth in the shot put at the NCISAA 3A state championship meet.

PERSONAL

Son of Angie and Tim Sink ... born April 29, 1991.



46 Ned Smith

LB • 6-1, 210 • SO.

RALEIGH, N.C.

CARDINAL GIBBONS HIGH SCHOOL

2010

Walk-on reserve linebacker.

2009

Did not see game action.

PRIOR TO DUKE

Three-year letterman under Mike Sheehan at Cardinal Gibbons High School ... two-time Mid State 2-A First Team All-Conference selection ... also lettered in basketball.

PERSONAL

Son of Lyman and Patricia Smith ... father lettered in football at Duke in 1976-77 and later played with the Minnesota Vikings from 1978-80 ... mother lettered in volleyball at Duke from 1973-75 and basketball from 1973-77 ... sister, Julianne, is a member of the swimming and rowing programs at Stanford ... sister, Stephanie is a 2009 graduate of Duke ... born November 12, 1990.



9 Josh Snead

RB • 5-9, 180 • FR.

SMITHFIELD, N.C.

SMITHFIELD-SELMA HIGH SCHOOL

2010

Enrolled at Duke in January, 2010 and participated in spring practice ... enters the 2010 season as a reserve RB and is scheduled to challenge for game action ... possesses excellent speed and quickness ... displayed explosive ability running the football during spring drills ... in the Spring Game, rushed for a scrimmage-best 99 yards on just nine attempts including a 60-yard jaunt ... in the program's post-spring practice evaluation, paced all running backs in 40-yard dash (4.44), vertical jump (35.0) and broad jump (10-4).

PRIOR TO DUKE

Lettered two seasons (2006-07) at South Johnston High School under coach Joe Salas and two seasons at Smithfield-Selma High School (2008-09) under coach Anthony Barbour ... helped South Johnston to a two-year record of 17-6 with two state playoff berths ... helped Smithfield-Selma to a two-year ledger of 12-11 with a state playoff appearance in 2008 ... listed as the 65th-best athlete in the nation and the 23rd-top overall prospect in North Carolina by *Rivals.com* ... charted as the 95th-top running back in the country and the 22nd-best overall prospect in North Carolina by *Scout.com* ... tabbed as the 24th-best overall prospect in the state by the *Charlotte Observer* ... All-Mid Atlantic Region choice by *SuperPrep* ... as a senior, rushed for 1,932 yards and 27 TDs while returning three kickoffs for TDs ... earned all-conference and all-area honors in 2009 ... rushed for 965 yards and 15 TDs while recording 83 tackles and two interceptions during junior season ... two-time team MVP at Smithfield-Selma ... as a sophomore, rushed for 786 yards and 13 TDs while catching 10 passes for 329 yards and three TDs ... rushed nine times for 33 yards to help North Carolina to a 24-14 win over South Carolina in the annual Shrine Bowl of the Carolinas on December 19, 2009 in Spartanburg, S.C. ... also lettered in track and field ... set Smithfield-Selma High School records in the 100-meter (10.33) and 200-meter (21.6) dashes ... at the state championship meet in 2009, placed fifth in the 100-meters and sixth in the 200-meters ... member of South Johnston's 3-A state championship 4x100-meter relay team in 2008 ... three-time all-conference selection as a sprinter.

PERSONAL

Son of Rachel and Terrance Snead .. born June 19, 1991.



96 Will Snyderwine

K • 5-11, 185 • R-JR.

POTOMAC, MD.

LANDON SCHOOL

2010

Returning starting placekicker ... Lou Groza Award candidate ... preseason second team All-ACC pick by *Athlon Sports* and *Phil Steele's College Football Preview* ... field goal range extends to 60 yards ... career totals include 17-of-20 (.850) field goals and 24-of-24 (1.000) PATs for 75 points ... on Duke's career chart, ranks 10th in field goals made ... owns school single-season records for both field goals (17 in 2009) and field goal percentage (.850 in 2009) while sharing the Duke single-season standard for PAT percentage (1.000 in 2009) ... active streak of 24 for consecutive PATs made is the ninth-longest in school history ... among active ACC players, ranks eighth in career field goals and ninth in career PATs ... joined the team as a walk-on in September, 2007 following open tryout ... after two years as a walk-on, awarded a scholarship for the 2010 season.

2009

Second team All-ACC choice ... Academic All-ACC selection ... Lou Groza Award semifinalist ... played in 11 games with 10 starts ... did not play against North Carolina after suffering leg injury during pregame activities ... connected on 17-of-20 (.850) field goal attempts and all 24 PAT conversions ... led Duke in scoring with 75 points ... set school single-season records for both field goals made and field goal percentage ... point total ranks as the ninth-highest single-season total in Duke history ... In the ACC, ranked tied for first in PAT percentage, second in field goals per game (1.55), fifth in field goal percentage and 10th in points per game (6.8) ... nationally, ranked 15th in field goals per game, 21st in field goal percentage and 75th in points per game ... top scoring day came against Virginia with five field goals and one PAT for 16 points ... against the Cavaliers, booted field goals covering 25, 28, 34, 43 and 44 yards to match the second-highest single-game total in Duke history and earn ACC Player of the Week honors ... after missing first career attempt at Army, successfully booted 12 straight before having a 52-yard attempt blocked against Georgia Tech ... connected on a 51-yard attempt against Wake Forest to equal the 11th-longest field goal in school history ... recipient of the Bill Keziah Award as Duke's Special Teams MVP.

2008

Did not see game action.

2007

Did not see game action.

PRIOR TO DUKE

Two-year letterman at Landon under Rob Boardly ... made nine -of-10 career field goals ... also played soccer, ice hockey and rugby ... competed for the U-19 National Rugby team.

PERSONAL

Son of David and Elizabeth Snyderwine ... father graduated from Duke's Fuqua School of Business in 1982 ... born March 24, 1989 ... majoring in Economics with a minor in English.

STATISTICS

2009

Opponent	FG-A	Made	Missed	Blk	PAT-A	Pts
Richmond	0-0	—	—	0	1-1	1
Army ¹	0-1	—	28	0	5-5	5
Kansas ²	1-1	37	—	0	0-0	3
N.C. Central ³	0-0	—	—	0	0-0	0
Virginia Tech ⁴	4-4	29, 25, 47, 43	—	0	2-2	14
N.C. State ⁵	0-0	—	—	0	7-7	7
Maryland ⁶	1-1	35	—	0	2-2	5
Virginia ⁷	5-5	44, 28, 34, 25, 43	—	0	1-1	16
North Carolina	—	DNP	—	—	—	—
Georgia Tech ⁸	1-2	31	52	1	1-1	4
Miami ⁹	3-4	30, 49, 26	31	0	1-1	10
Wake Forest ¹⁰	2-2	51, 33	—	0	4-4	10

Year	G/GS	1-19	20-29	30-39	40-49	50+	Total	Lg	Blk	PAT	Pts
2009	11/10	0-0	5-6	6-7	5-5	1-2	17-20	51	1	24-24	75
Total	11/10	0-0	5-6	6-7	5-5	1-2	17-20	51	1	24-24	75



15 Taylor Sowell

S • 5-10, 185 • R-FR.
SPARTANBURG, S.C.
DORMAN HIGH SCHOOL

2010

Reserve safety ... has the ability to play either cornerback or safety ... could compete for playing time on both defense and special teams.

2009

Did not see game action.

PRIOR TO DUKE

Two-year letterman at Dorman under David Gutshall ... listed as the 27th-top cornerback in the country by *ESPN.com* ... charted as the 57th-top cornerback in the nation by *Scout.com* ... tabbed the 65th-best cornerback in the nation by *Rivals.com* ... All-Area selection by the *Spartanburg Herald-Journal* in 2008 after posting 24 tackles, seven pass breakups and three interceptions ... in 2008, helped Dorman to a 13-1 record, national ranking as high as No. 12 by *USA Today* national rankings and berth in the state 4A Division I semifinals ... had 43 tackles and six interceptions as a junior while Dorman went 10-3 and reached the second round of the state playoffs ... participated in the annual South Carolina North-South All-Star game ... All-Mid Atlantic Region pick by *SuperPrep*.

PERSONAL

Son of Karl and Rhonda Sowell ... born January 18, 1991 ... high school teammate of fellow Duke football team member Walt Canty.



25 Quan Stevenson

S • 6-1, 190 • FR.
HIGH POINT, N.C.
T.W. ANDREWS HIGH SCHOOL

PRIOR TO DUKE

Lettered three seasons at Andrews under coaches Derek Anderson (2007) and Rodney McKay (2008-09) ... listed as the 115th-top safety in the nation by *ESPN.com* ... helped team to three-year record of 20-14 with three consecutive state playoff berths ... as a senior, earned all-area honors from the *Greensboro News & Record* after posting 70 tackles and two interceptions while scoring seven TDs, kicking three field goals and booting 20 PATs ... logged 60 tackles and five interceptions as a junior, returning four picks for TDs ... two-time all-conference selection ... served as team captain ... helped North Carolina to a 24-14 win over South Carolina in the annual Shrine Bowl of the Carolinas on December 19, 2009 in Spartanburg, S.C. ... also lettered in baseball and basketball.

PERSONAL

Son of Belma and Kevin Stevenson ... born January 31, 1992.



23 Juwan Thompson

RB • 5-11, 220 • FR.
FAIRBURN, GA.
WOODWARD ACADEMY

PRIOR TO DUKE

Lettered four seasons at Woodward Academy under coach Mark Miller ... listed as the 38th-top running back in the nation and the 42nd-best overall prospect in Georgia by *Rivals.com* ... tabbed as the 58th-best running back in the country by *Scout.com* ... named the 65th-top running back in the nation by *ESPN.com* ... All-Dixie Region choice by *SuperPrep* ... helped team to four-year record of 29-15 with state playoff appearances in 2008 and 2009 ... as a senior, rushed for 1,622 yards and 22 TDs en route to earning honorable mention all-state honors ... rushed for 1,210 yards and 16 TDs in junior season and 650 yards and five TDs as a sophomore ... three-time All-South Metro and all-region selection ... also lettered in basketball and track and field ... captured region championships in both the 100-meter dash and 4x100-meter relay in 2009 ... part of region championship 4x100-meter relay team in 2010 while placing third in the 200-meter dash, fourth in the 100-meter dash and fourth in the high jump ... helped Woodward Academy to two region track and field crowns.

PERSONAL

Son of Ramona Griggie and Justin Thompson ... born May 13, 1992 ... high school football teammate of fellow Duke football team member Will Bryant.



56 Damian Thornton

LB • 6-2, 250 • SR.

LENOIR, N.C.

HIBRITEN HIGH SCHOOL

2010

Returning starting linebacker ... slated to start on the strong side ... one of the strongest members of the program ... brings great intensity and passion to the gridiron ... career totals include 68 tackles and 6.0 tackles for loss in 33 games with 11 starts ... enters final season having played 1,108 career snaps including 703 defensive plays ... ranked first on the team in the power clean lift (340 lbs.) and tied for first in the bench press (445 lbs.) in the post-spring practice testing.

2009

Played in all 12 games with 11 starts ... finished fourth on the team with 60 tackles ... added 6.0 tackles for loss, 0.5 quarterback sack and two quarterback pressures ... ranked tied for 37th in the ACC in tackles per game (5.0) ... carded a career-high 10 tackles against Virginia Tech ... had eight stops including 2.5 behind the line of scrimmage and first career sack in win over Maryland.

2008

Played in all 12 games, primarily on special teams ... finished with six tackles on the year ... registered single-game tackles against James Madison, Virginia, Miami, Wake Forest, Virginia Tech and North Carolina ... played 160 total snaps, including 148 on special teams and 12 on defense.

2007

Played in the final nine games of the season on special teams ... recorded one tackle at both Miami and North Carolina ... played a total of 102 snaps on the season.

PRIOR TO DUKE

Three-year letterman at Hibrten under Chuck Cannon ... received all-county and all-conference honors as a senior after recording 217 tackles, 13 tackles for loss, three sacks and 14 quarterback pressures ... posted 135 tackles with 10 tackles for loss and four sacks as a junior ... helped squad to state playoff berths in both 2005 and 2006 ... also participated in basketball, wrestling and track and field.

PERSONAL

Son of Howard and Mary Pearson ... both parents played basketball at Lees-McRae ... born June 26, 1989 ... double majoring in African/African American Studies and Sociology.

STATISTICS

2007

Opponent	Solo	Ast	Total	TFL	QBS	INT	PBU	CF	FR	QBH
Connecticut	— DNP —									
Virginia	— DNP —									
Northwestern	— DNP —									
Navy	0	0	0	0.0-0	0.0-0	0	0	0	0	0
Miami	0	1	1	0.0-0	0.0-0	0	0	0	0	0
Wake Forest	0	0	0	0.0-0	0.0-0	0	0	0	0	0
Virginia Tech	0	0	0	0.0-0	0.0-0	0	0	0	0	0
Florida State	0	0	0	0.0-0	0.0-0	0	0	0	0	0
Clemson	0	0	0	0.0-0	0.0-0	0	0	0	0	0
Georgia Tech	0	0	0	0.0-0	0.0-0	0	0	0	0	0
Notre Dame	0	0	0	0.0-0	0.0-0	0	0	0	0	0
North Carolina	1	0	1	0.0-0	0.0-0	0	0	0	0	0

2008

Opponent	Solo	Ast	Total	TFL	QBS	INT	PBU	CF	FR	QBH
James Madison	1	0	1	0.0-0	0.0-0	0	0	0	0	0
Northwestern	0	0	0	0.0-0	0.0-0	0	0	0	0	0
Navy	0	0	0	0.0-0	0.0-0	0	0	0	0	0
Virginia	1	0	1	0.0-0	0.0-0	0	0	0	0	0
Georgia Tech	0	0	0	0.0-0	0.0-0	0	0	0	0	0
Miami	1	0	1	0.0-0	0.0-0	0	0	0	0	0
Vanderbilt	0	0	0	0.0-0	0.0-0	0	0	0	0	0
Wake Forest	0	1	1	0.0-0	0.0-0	0	0	0	0	0
N.C. State	0	0	0	0.0-0	0.0-0	0	0	0	0	0
Clemson	0	0	0	0.0-0	0.0-0	0	0	0	0	0
Virginia Tech	0	1	1	0.0-0	0.0-0	0	0	0	0	0
North Carolina	0	1	1	0.0-0	0.0-0	0	0	0	0	0

2009

Opponent	Solo	Ast	Total	TFL	QBS	INT	PBU	CF	FR	QBH
Richmond ¹	1	1	2	0.0-0	0.0-0	0	0	0	0	0
Army	3	1	4	0.0-0	0.0-0	0	0	0	0	1
Kansas ²	1	1	2	0.0-0	0.0-0	0	0	0	0	1
N.C. Central ³	2	2	4	1.0-6	0.0-0	0	0	0	0	0
Virginia Tech ⁴	4	6	10	1.0-1	0.0-0	0	0	0	0	0
N.C. State ⁵	1	1	2	0.0-0	0.0-0	0	0	0	0	0
Maryland ⁶	4	4	8	2.5-11	0.5-5	0	0	0	0	0
Virginia ⁷	3	2	5	0.5-0	0.0-0	0	0	0	0	0
North Carolina ⁸	4	3	7	0.5-0	0.0-0	0	0	0	0	0
Georgia Tech ⁹	3	2	5	0.5-0	0.0-0	0	0	0	0	0
Miami ¹⁰	3	4	7	0.0-0	0.0-0	0	0	0	0	0
Wake Forest ¹¹	2	2	4	0.0-0	0.0-0	0	0	0	0	0

Year	G/GS	Solo	Ast	Total	TFL	QBS	INT	PBU	CF	FR	QBH
2007	9/0	1	1	2	0.0-0	0.0-0	0	0	0	0	0
2008	12/0	3	3	6	0.0-0	0.0-0	0	0	0	0	0
2009	12/11	31	29	60	6.0-18	0.5-5	0	0	0	0	2
Total	33/11	35	33	68	6.0-18	0.5-5	0	0	0	0	2



77 Laken Tomlinson

OL • 6-5, 295 • FR.

CHICAGO, ILL.

LANE TECHNICAL HIGH SCHOOL

PRIOR TO DUKE

Lettered four seasons at Lane Technical High School under coach Rich Rio ... All-America choice by *SuperPrep* ... listed as the 23rd-best offensive guard in the nation by *Scout.com* ... named the 26th-top offensive line prospect in the nation by *SuperPrep* ... charted as the 29th-best offensive guard in the country and the 12th-top overall prospect in Illinois by *Rivals.com* ... tabbed as the 20th-best offensive tackle in the country by *USA Today's* Tom Lemming ... all-state selection as a senior by both the Illinois High School Football Coaches Association and *Chicago Tribune* ... team MVP as a senior ... two-time all-city pick ... four-time first team all-conference selection ... helped Lane to the 2008 Chicago Public League football championship ... also lettered in track and field ... at the 2009 Chicago Public League track and field championship meet, placed first in the discus (140-06) and second in the shot put ... in the 2009 Illinois 3A state championship track and field meet, threw personal bests of 141-1 in the discus and 47-7 in the shot put to place 17th and 22nd, respectfully, in the preliminary heats.

PERSONAL

Son of Audrey Wilson ... born February 9, 1992.



86 Josh Trezvant

WR • 5-11, 195 • R-JR.

MORRILTON, ARK.

MORRILTON HIGH SCHOOL

2010

Reserve wide receiver ... could battle for game action after a promising spring ... improved speed should pay dividends ... posted the top bench press among wideouts (320 lbs.).

2009

Played in all 12 games primarily on special teams ... caught three passes for 15 yards ... had two grabs for seven yards at Kansas ... on the field for 149 snaps (26 offensive).

2008

Played in four games ... saw action against Wake Forest, N.C. State, Virginia Tech and North Carolina ... played a total of 22 snaps, all on special teams.

2007

Did not see game action.

PRIOR TO DUKE

Played four seasons at Morrilton under Buddy Greeson ... all-region selection by *PrepStar* magazine ... hauled in 74 passes for 1,353 yards and seven TDs as a senior ... as a junior, caught 66 passes for 1,107 yards and six TDs while rushing for an additional 920 yards and 14 scores ... caught 57 passes for 653 yards and seven TDs during sophomore year ... named one of three finalists for Arkansas' 5A Offensive Player of the Year ... helped Morrilton to 27 wins and three state playoff berths in four years ... selected to the Arkansas High School Coaches Association All-Star Football Game ... listed on Arkansas' 2005 *Associated Press* Super Team ... also participated in basketball and track and field.

PERSONAL

Son of Gertie and Terry Trezvant ... born January 16, 1989 ... majoring in Sociology with a minor in Evolutionary Anthropology.

STATISTICS

2008

Opponent	Rec	Yds	Lg	TD	Rush	Yds	Lg	TD
James Madison	—	DNP	—	—	—	—	—	—
Northwestern	—	DNP	—	—	—	—	—	—
Navy	—	DNP	—	—	—	—	—	—
Virginia	—	DNP	—	—	—	—	—	—
Georgia Tech	—	DNP	—	—	—	—	—	—
Miami	—	DNP	—	—	—	—	—	—
Vanderbilt	—	DNP	—	—	—	—	—	—
Wake Forest	0	0	0	0	0	0	0	0
N.C. State	0	0	0	0	0	0	0	0
Clemson	—	DNP	—	—	—	—	—	—
Virginia Tech	0	0	0	0	0	0	0	0
North Carolina	0	0	0	0	0	0	0	0

2009

Opponent	Rec	Yds	Lg	TD	Rush	Yds	Lg	TD
Richmond	0	0	0	0	0	0	0	0
Army	0	0	0	0	0	0	0	0
Kansas	2	7	5	0	0	0	0	0
N.C. Central	0	0	0	0	0	0	0	0
Virginia Tech	0	0	0	0	0	0	0	0
N.C. State	0	0	0	0	0	0	0	0
Maryland	0	0	0	0	0	0	0	0
Virginia	0	0	0	0	0	0	0	0
North Carolina	0	0	0	0	0	0	0	0
Georgia Tech	1	8	8	0	0	0	0	0
Miami	0	0	0	0	0	0	0	0
Wake Forest	0	0	0	0	0	0	0	0

Year	G/GS	Rec	Yards	Avg.	TD	Lg
2008	4/0	0	0	—	0	0
2009	12/0	3	15	5.0	0	8
Total	16/0	3	15	5.0	0	8



26 Donovan Varner

WR • 5-9, 170 • JR.

MIAMI, FLA.

GULLIVER PREPARATORY SCHOOL

2010

Returning starting wide receiver ... dynamic competitor ... proven all-star caliber receiver ... has improved strength ... candidate for post-season honors ... preseason honorable mention All-America choice by *College Football Insiders* ... preseason first team All-ACC pick by *Athlon Sports*, *Blue Ribbon*, *Lindy's* and *Phil Steele's College Football Preview* and *YAHOO! Sports* publications ... charted as the 16th-best wide receiver in the nation by *Lindy's* ... listed as the top wide receiver and 18th-best overall player in the ACC by *ESPN.com* ... received "Best Hands" superlative among ACC receivers from both *Lindy's* and *Sporting News* ... tabbed the top wide receiver in the ACC by *CollegeFootballNews.com* ... one of just three receivers in Duke gridiron history to post a 1,000-yard receiving season (1,047 in 2009), joining Wes Chesson (1,080 in 1970) and Clarkston Hines (1,093 in 1987; 1,067 in 1988; 1,149 in 1989) ... career totals include 86 pass receptions for 1,211 yards and nine TDs ... Duke's active leader in receptions, receiving yards, average yards per catch (14.08), receiving TDs and 100-yard receiving games (5) ... on Duke's career charts, ranks tied for fifth in 100-yard receiving games, tied for 12th in touchdown catches, 16th in average yards per reception, 24th in receiving yards and tied for 26th in receptions ... on the ACC's charts for active players, ranks first in career 100-yard receiving games, tied for second in career receptions, fourth in career receiving yards and fifth in career touchdown receptions ... on the field for 852 career snaps including 838 offensive plays.

2009

First team All-ACC choice ... *ESPN The Magazine* Academic All-District III selection ... played in all 12 games with 11 starts ... caught 65 passes for 1,047 yards and eight TDs to lead the team in all three categories ... in the ACC, ranked first in receptions, first in receptions per game (5.42), first in receiving yards per game (87.2), second in receiving yards and tied for second in TD receptions ... nationally, ranked 19th in receiving yards per game, 24th in total receiving yards and 39th in receptions per game ... registered five 100-yard receiving games ... on Duke's single-season lists, totals rank tied for third for 100-yard games, fifth in receiving yards, tied for fifth in receptions, tied for seventh in TD catches and 13th in yards per reception (16.11) ... teamed with Conner Vernon (55) and Austin Kelly (54) to form the third-most prolific trio in Duke history with 174 combined catches ... also with Vernon (746) and Kelly (602), became the first trio in school history to each have over 600 receiving yards in a single season ... paired with Vernon to form the top duo in school history for combined receiving yards (1,793) while ranking third in combined catches (120) ... with Vernon became just the fourth tandem in Duke history to have over 700 receiving yards each ... against Wake Forest, established single-game career bests with 11 receptions for 174 yards ... on Duke's single-game lists, totals against the Demon Deacons rank tied for 13th for receiving yards and tied for 14th for receptions ... other 100-yard games came against Miami (8-165), N.C. State (7-154), Maryland (8-120) and Virginia (7-113) ... had two-TD outings versus N.C. Central and Wake Forest ... ranked second on the team with 11 third-down catches resulting in first downs ... closed the season on a high note by registering 19 grabs for 339 yards and three TDs over the final two weeks against Miami and Wake Forest ... earned Duke's Most Outstanding Receiver award ... on the field for 627 total snaps.

2008

Played in 10 games with two starts ... finished the year with 21 catches for 164 yards and one touchdown ... returned four punts for 25 yards ... missed the first two games of the year while recovering from injury ... first collegiate catch converted a 3rd-and-5 with a 36-yard gain against Navy ... capped off the year with a 10-reception, 73-yard outing against North Carolina ... the 10 receptions tied the sixth-highest total by a freshman nationally ... first collegiate TD covered two yards against Wake Forest ... on the field for 225 total plays.

PRIOR TO DUKE

Played for Earl Sims at Gulliver Prep ... listed as the No. 21 athlete in the country by *ESPN.com* ... tabbed the No. 64 cornerback in the nation by *Scout.com* ... charted as the No. 18 overall prospect and No. 3 cornerback in the Miami-Dade area by *The Miami Herald* ... earned All-Dade County honors.

PERSONAL

Son of Bridgette and John Varner ... born October 20, 1989 ... high school teammate of fellow Duke football team member Conner Vernon ... majoring in Sociology.

STATISTICS

2008

Opponent	Rec	Yds	Lg	TD	Rush	Yds	Lg	TD
James Madison	—	DNP	—					
Northwestern	—	DNP	—					
Navy	1	36	36	0	0	0	0	0
Virginia	0	0	0	0	0	0	0	0
Georgia Tech	1	-1	0	0	0	0	0	0
Miami	0	0	0	0	0	0	0	0
Vanderbilt	2	12	7	0	0	0	0	0
Wake Forest ¹	2	3	2	1	1	-8	0	0
N.C. State ²	4	41	14	0	0	0	0	0
Clemson	1	0	0	0	0	0	0	0
Virginia Tech	0	0	0	0	0	0	0	0
North Carolina	10	73	22	0	0	0	0	0

2009

Opponent	Rec	Yds	Lg	TD	Rush	Yds	Lg	TD
Richmond ³	6	39	24	0	0	0	0	0
Army ⁴	1	31	31	1	0	0	0	0
Kansas ⁵	3	40	16	1	0	0	0	0
N.C. Central ⁶	6	76	18	2	0	0	0	0
Virginia Tech ⁷	4	87	55	0	0	0	0	0
N.C. State ⁸	7	154	48	0	0	0	0	0
Maryland ⁹	8	120	25	1	0	0	0	0
Virginia ¹⁰	7	113	40	0	0	0	0	0
North Carolina ¹¹	2	14	7	0	0	0	0	0
Georgia Tech	2	34	29	0	0	0	0	0
Miami ¹²	8	165	64	1	0	0	0	0
Wake Forest ¹³	11	174	56	2	0	0	0	0

Year	G/GS	Rec	Yards	Avg.	TD	Lg
2008	10/2	21	164	7.8	1	36
2009	12/11	65	1,047	16.1	8	64
Total	22/13	86	1,211	14.1	9	64

Year	G/GS	Rush	Yards	Avg.	TD	Lg
2008	10/2	1	-8	-8.0	0	0
2009	12/11	0	0	—	0	0
Total	22/13	1	-8	-8.0	0	0

Year	G/GS	PR	Yards	Avg.	TD	Lg
2008	10/2	4	25	6.3	0	15
2009	12/11	0	0	—	0	0
Total	22/13	4	25	6.3	0	15



2 Conner Vernon

WR • 6-2, 195 • SO.

MIAMI, FLA.

GULLIVER PREPARATORY SCHOOL

2010

Returning starting wide receiver ... candidate for post-season honors ... owns good size and speed ... possesses great savvy for a young receiver ... displayed ability to make big plays during rookie campaign ... enters second season after enjoying the most prolific rookie campaign by a wide receiver in Duke history ... could play a prominent role on special teams in the return game ... listed as the top sophomore wide receiver and 12th-best overall wideout in the ACC by *CollegeFootballNews.com* ... ranked tied for fifth among active ACC players with three 100-yard receiving games.

2009

First team Freshman All-America and Freshman All-ACC selection by *Sporting News* ... played in 11 games with eight starts ... missed the Kansas game due to foot injury ... started the final eight games of the season ... caught 55 passes for 746 yards and three TDs ... also returned 12 kickoffs for 295 yards (24.6) ... in the ACC, ranked tied for fourth in receptions per game (5.00), sixth in receiving yards per game (67.8) and eighth in all-purpose yards per game (94.6) ... nationally, ranked 56th in receptions per game and 58th in receiving yards per game ... among rookie wide receivers nationally, ranked second in receiving yards per game and third in receptions per game ... established Duke freshman single-season records for catches, receiving yards and 100-yard games (3) while totals in the same charts ranked fourth for all-purpose yards (1,041), tied for fourth for TD receptions and sixth for average yards per catch (13.56) ... reception total ranks third on the ACC's single-season chart for rookies behind Virginia's Wali Lundy (58 in 2002) and Maryland's Frank Wyche (58 in 1990) while yardage total also stands third among conference freshmen behind N.C. State's Koren Robinson (853 in 1999) and Georgia Tech's Calvin Johnson (837 in 2004) ... overall, reception and receiving yardage totals both rank 14th on Duke's single-season lists ... teamed with Donovan Varner (65) and Austin Kelly (54) to form the third-most prolific trio in Duke history with 174 combined catches ... also with Varner (1,047) and Kelly (602), became the first trio in school history to each have over 600 receiving yards in a single season ... paired with Varner to become the top duo in school history for combined receiving yards (1,793) while ranking third in combined catches (120) ... with Varner became just the fourth tandem in Duke history to have over 700 receiving yards each ... in first career start versus Virginia Tech, caught four passes for 128 yards to match the eighth-highest single-game total for yards per reception average (32.00) in school history ... totalled 192 all-purpose yards against the Hokies to equal the fifth-highest single-game total by a Duke rookie ... caught a season-high 10 passes for 86 yards and one TD against N.C. State with the reception total matching the second-highest single-game total by a freshman in Blue Devil history ... had 173 all-purpose yards at N.C. State for the 10th-best single-game total by a freshman in school history ... other 100-yard efforts came in wins over Maryland (5-102) and Virginia (7-103) ... against the Cavaliers, five of the seven grabs produced first downs including the game-winning 42-yard scoring strike from Thaddeus Lewis at the 3:45 mark of the fourth quarter ... became the first Duke freshman to score a game-winning, fourth quarter TD since George Clark provided the go-ahead score against Alabama in the Sugar Bowl on January 1, 1945 ... the three 100-yard games rank fourth, fifth and sixth on Duke's single-game chart for receiving yards by a freshman ... top kickoff return performances came against N.C. State (4-87) and Army (2-76) ... on the field for 610 snaps including 570 offensive plays.

PRIOR TO DUKE

Three-year letterman at Gulliver Prep under Earl Simms ... as a senior, caught 60 passes for 1,163 yards and 11 TDs ... led the Miami area in receiving yards in 2008 while helping Gulliver Prep to a 12-2 record and berth in the Florida 2A state championship game ... also averaged 44.4 yards per punt ... Class 2A first team all-state pick by the Florida Sports Writers Association ... All-Dade County pick by the *Miami Herald* ... had 48 catches for 825 yards and seven TDs to earn second team all-county accolades as a junior as team went 9-2 with a state playoff berth ... finished career with 131 receptions for 2,668 yards and 22 TDs ... also lettered in track and field.

PERSONAL

Son of Thiana and Robert Vernon ... cousin, Al Del Greco (1980-83) and uncle, Jorge Portela (1977-79), both played football at Auburn ... high school teammate of fellow Duke football team member Donovan Varner ... born August 18, 1990.


STATISTICS

2009

Opponent	Rec	Yds	Lg	TD	Rush	Yds	Lg	TD
Richmond	4	48	17	0	0	0	0	0
Army	2	23	14	1	0	0	0	0
Kansas	— DNP —							
N.C. Central	6	72	22	0	0	0	0	0
Virginia Tech ¹	4	128	74	0	0	0	0	0
N.C. State ²	10	86	22	1	0	0	0	0
Maryland ³	5	102	44	0	0	0	0	0
Virginia ⁴	7	103	42	1	0	0	0	0
North Carolina ⁵	3	21	9	0	0	0	0	0
Georgia Tech ⁶	3	18	11	0	0	0	0	0
Miami ⁷	3	52	34	0	0	0	0	0
Wake Forest ⁸	8	93	39	0	0	0	0	0

Year	G/GS	Rec	Yards	Avg.	TD	Lg
2009	11/8	55	746	13.6	3	74
Total	11/8	55	746	13.6	3	74

Year	G/GS	KOR	Yards	Avg.	TD	Lg
2009	11/8	12	295	24.6	0	55
Total	11/8	12	295	24.6	0	55



95 Jamal Wallace

DE • 6-4, 225 • FR.

VIRGINIA BEACH, VA.

GREEN RUN HIGH SCHOOL

PRIOR TO DUKE

Four-year letterman at Green Run High School under coaches Ray Gatlin (2006) and Shawn Wilson (2007-08-09) ... listed as the 41st-best strongside defensive end in the nation and the 22nd-top overall prospect in Virginia by *Rivals.com* ... All-Mid Atlantic Region choice by *SuperPrep* ... helped team to four-year ledger of 26-18 with two 10-win campaigns (2007-08) and two state playoff berths (2007-08) ... recorded 41 tackles and two sacks as a senior ... in junior season, posted 46 tackles and four sacks ... three-time All-Beach District honoree ... also lettered in track and field.

PERSONAL

Son of Khaula Wallace ... born July 27, 1991.



17 Tyree Watkins

WR • 6-1, 195 • R-FR.

CAMDEN, N.J.

CAMDEN HIGH SCHOOL

2010

Reserve wide receiver ... expected to push for significant game action ... strong receiver ... showed ability to make plays over the middle during spring drills ... in the annual Spring Game, caught a six-yard touchdown pass from Brandon Connette to help the Blue team to a 24-3 victory.

2009

Played in the first four games of the season before suffering season-ending knee injury and was granted a hardship waiver ... caught seven passes for 48 yards ... had season-bests of three receptions and 31 receiving yards against Richmond.

PRIOR TO DUKE

Four-year letterman at Camden under Thomas Hanson ... charted as the 64th-best wide receiver in the nation and the 15th-top overall prospect in New Jersey by *Rivals.com* ... tabbed the 100th-best wide receiver in the country by *Scout.com* ... logged 28 receptions for 419 yards and four TDs as a senior while posting 44 tackles, three sacks and three INTs on defense ... added 336 punt return yards and one kickoff return for a TD during senior campaign ... All-South Jersey selection by the *Philadelphia Inquirer* ... All-Northeast Region pick by *SuperPrep* ... as a junior, had 70 receptions for 989 yards and 13 TD while registering 32 tackles, five sacks and five INTs ... also lettered in basketball and track and field.

PERSONAL

Son of Katrina Watkins and Brad Butler ... born September 10, 1991.

STATISTICS

2009

Opponent	Rec	Yds	Lg	TD	Rush	Yds	Lg	TD
Richmond	3	31	20	0	0	0	0	0
Army	2	13	7	0	0	0	0	0
Kansas	1	6	6	0				
N.C. Central	1	-2	0	0	0	0	0	0
Virginia Tech	—	DNP	—					
N.C. State	—	DNP	—					
Maryland	—	DNP	—					
Virginia	—	DNP	—					
North Carolina	—	DNP	—					
Georgia Tech	—	DNP	—					
Miami	—	DNP	—					
Wake Forest	—	DNP	—					

Year	G/GS	Rec	Yards	Avg.	TD	Lg
2009	4/0	7	48	6.9	0	20
Total	4/0	7	48	6.9	0	20



3 Johnny Williams

CB • 5-10, 190 • JR.

ST. STEPHENS, ALA.

LEROY HIGH SCHOOL

2010

Scheduled to compete for starting role at cornerback ... made a successful transition into the defensive backfield after two years at wide receiver ... has excellent speed ... keys for production include consistency and adjustment to the defensive side of the ball ... could play a factor in the return game ... has experience returning both kickoffs and punts ... in two years at wideout, caught 61 passes for 712 yards and one TD ... has played 928 career snaps including 841 on offense.

2009

Academic All-ACC selection ... played in 11 games with seven starts at wide receiver ... missed the Miami game due to injury ... finished fourth on the team with 31 receptions for 385 yards ... caught a 54-yard TD pass in the season-opener against Richmond ... returned 13 punts for 108 yards (8.3) and 20 kickoffs for 413 yards (20.6) ... played 485 total snaps including 403 offensive plays.

2008

Played in 11 games with eight starts on the year ... missed the Miami tilt due to injury ... tallied 30 receptions for 327 yards on the year ... ranked second on the team in both receptions and yards ... in week two, caught 11 passes for 135 yards against Northwestern to earn ACC Rookie of the Week honors (9/8) ... the 11 catches ranked tied for fourth by a freshman nationally in 2008 while establishing a Duke single-game record for rookies ... the 135 receiving yards stand as the second-highest single-game total by a Duke freshman behind Walter Jones' 139 yards against The Citadel in 1988 ... played 443 total snaps including 438 on offense.

PRIOR TO DUKE

Three-year letterman at Leroy under Danny Powell ... named first team all-state and all-county as a junior ... received honorable mention all-county honors following sophomore season ... led Leroy to back-to-back Alabama AA state championships (2006-07) and a combined 39-4 record in three seasons ... caught 25 passes for 265 yards as a senior despite missing five games ... posted 893 receiving yards, 312 rushing yards and 15 TDs as a junior ... finished prep career with 1,694 receiving yards, 658 rushing yards and 22 total TDs ... also played basketball ... named all-county on the hardwood.

PERSONAL

Son of William and Claudette Williams ... born September 18, 1989 ... majoring in Visual Arts with a minor in Sociology.

STATISTICS

Year	G/GS	Rec	Yards	Avg.	TD	Lg
2008	11/9	30	327	10.9	0	31
2009	11/7	31	385	12.4	1	54
Total	22/16	61	712	11.7	1	54

Year	G/GS	Rush	Yards	Avg.	TD	Lg
2008	11/9	1	-3	-3.0	0	0
2009	11/7	1	1	1.0	0	1
Total	22/16	2	-2	-1.0	0	1

Year	G/GS	KOR	Yards	Avg.	TD	Lg
2008	11/9	0	0	—	0	0
2009	11/7	20	413	20.6	0	38
Total	22/16	20	413	20.6	0	38

Year	G/GS	PR	Yards	Avg.	TD	Lg
2008	11/9	0	0	—	0	0
2009	11/7	13	108	8.3	0	48
Total	22/16	13	108	8.3	0	48

**21****Anthony Young-Wiseman**

S • 6-1, 200 • R-FR.

BETHESDA, MD.

WALT WHITMAN HIGH SCHOOL

2010

Reserve safety ... continues to recover from knee surgery after suffering injury in August, 2009 ... returned to full contact drills midway through spring practice.

2009

Did not see game action after suffering season-ending knee injury during preseason drills.

PRIOR TO DUKE

Three-year letterman at Walt Whitman under James Kuhn ... as a senior, had 389 yards passing, 558 yards rushing and 216 yards receiving while accounting for 14 total touchdowns ... all-state choice by the Maryland Coaches Association following senior campaign ... All-Mid Atlantic Region pick by *SuperPrep* ... in junior season, threw for 749 yards and eight touchdowns while rushing for 625 yards and six scores to help Walt Whitman to the state playoffs ... two-time Honorable Mention All-Met pick by the *Washington Post* ... two-time first team all-county selection ... selected to play in the Maryland High School Football All-Star Game ... also lettered in basketball and track and field.

PERSONAL

Son of Shawn Yancy and Marcus Wiseman ... born October 10, 1990.

2009 IN REVIEW

2009 Notebook	68-69
2009 Honors	69
2009 Game Summaries	70-75
2009 Statistics	76-77
2009 Starting Lineups	77
2009 ACC Standings	78
2009 ACC Award Winners	78
2009 ACC Statistics	79-80
2009 ACC & NCAA Statistical Rankings	80

2009 NOTEBOOK

DUKE HAS BEST SEASON SINCE 1994

• The Blue Devils ended the year with a 5-7 overall record and were 3-5 in ACC play. Duke posted several accomplishments in the win column both overall and in the ACC:

> Duke's five victories in 2009 are the most since the 1994 Blue Devils squad went 8-4

> With wins over N.C. State, Maryland and Virginia it is the first time since 1994 the Blue Devils have won three ACC games

> The Blue Devils' three-game winning streak earlier in the season was the longest since a seven-game winning streak to start the 1994 season. Duke has only won two consecutive games five times since 1994 (1995, 1997, 1998, 2003 and 2008)

> With three road wins on the season, Cutcliffe has a 4-6 record in away games at Duke. The Blue Devils yielded a road record of 3-42 in the previous eight seasons

> Duke's nine victories in 22 games under Cutcliffe are one shy of the 10 wins the Blue Devils posted in the previous 93 games

> Won three road games (Army, N.C. State and Virginia) in a single season for the first time since 1994

> Won two ACC road games (N.C. State and Virginia) in a single season for the first time since 1999

> Won two consecutive road games for the first time since 1994

> Won two consecutive ACC road games for the first time since 1994

> Ended a 10-game losing streak against N.C. State with a 49-28 victory, the first win over the Wolfpack since 1993 (21-20)

> Snapped a nine-game losing streak at N.C. State, winning in Raleigh for the first time in 25 years (1984, 16-13)

> Beat Maryland for the first time since 1999 (25-22), ending a five-game losing streak to the Terps

> Defeated Virginia, 28-17 on the road, the first win in Charlottesville for the Blue Devils since 1999, a double overtime victory (24-17)

SPORTING NEWS HONORS OGHOBAASE

• DT **Vince Oghobaase** received third team All-America honors by *Sporting News* after recording 37 tackles, 7.5 sacks for loss, 2.5 sacks and two quarterback hurries in 2009 ... A 6-5, 305-pound native of Houston, Texas, Oghobaase is Duke's first defensive lineman to receive All-America honors in the modern era ... In addition, he became the 59th player in Blue Devil football history to earn All-America accolades ... A two-time All-ACC pick, Oghobaase played in 44 games and finished his Duke career with 165 tackles, 36.5 tackles for loss and 14.0 sacks ... Oghobaase was one of seven ACC players honored by *Sporting News* including Clemson's C.J. Spiller (KR/1st team), Georgia Tech's Derrick Morgan (DE/2nd team), Clemson's Thomas Austin (OL/3rd team), Clemson's DeAndre McDaniel (S/3rd team), Virginia Tech's Ryan Williams (RB/3rd team) and Florida State's Greg Reid (PR/3rd team).

FRESHMAN ALL-AMERICA NOD FOR VERNON

• WR **Conner Vernon** became the 11th Duke rookie since 2000 to earn Freshman All-America accolades from *Sporting News* after setting freshman school single-season records for pass receptions (55), receiving yards (746) and 100-yard receiving games (3) in 2009.

SIX BLUE DEVILS EARN ALL-ACC HONORS

• Headlined by first team selection **Donovan Varner**, six Duke players received All-ACC honors from the Atlantic Coast Sports Media Association ... Other Blue Devils to secure all-conference recognition were second team selections **Thaddeus Lewis**, **Vincent Rey** and **Will Snyderwine** and honorable mention choices **Vince Oghobaase** and **Leon Wright** ... The 2009 Associated Press All-ACC football teams were voted on by 40 members of the Atlantic Coast Sports Media Association.

DUKE HAS 11 ACADEMIC ALL-ACC SELECTIONS

• Led by all-league selections **Vincent Rey** and **Will Snyderwine**, Duke placed a conference-best 11 student-athletes on the 2009 Academic All-ACC Football Team ... Other Blue Devils joining Rey and Snyderwine on the squad were **Adam Banks**, **Lee Butler**, **Matt Daniels**, **Kyle Hill**, **Kevin Jones**, **Mitchell Lederman**, **Brian Moore**, **Chris Rwabukamba** and **Johnny Williams** ... Jones earned the honor for the second straight year ... Over the past five years, Duke has earned a conference-best 33 Academic All-ACC citations, 12 more than the next highest total of 21 by Maryland.

2009 CAPTAINS

• Seniors **Thaddeus Lewis** and **Vincent Rey** were named Duke's 2009 team captains ... Announced as alternate captains for the season were **Re'quan Boyette**, **Vince Oghobaase**, **Ayanga Okpokowuruk** and **Leon Wright**.

PASS OFFENSE RANKS NINTH NATIONALLY

• Duke's passing offense led the ACC and ranked ninth nationally in 2009, averaging 305.0 yards per game ... The Blue Devil quarterbacks threw for 3,660 yards and 24 touchdowns ... In conference-only games, Duke averaged 323.9 passing yards per game to lead the league.

LEWIS ENDS GREAT CAREER

• QB **Thaddeus Lewis** ended his career at Duke having started in 46 of his 47 games played and either set or matched 58 school records ... He completed a school record 877-of-1,510 pass attempts for a .581 career completion percentage and became just the second quarterback in ACC history to throw for over 10,000 yards in a career, finishing with 10,065 ... Lewis threw 67 career touchdown passes compared to just 40 interceptions in four seasons.

LEWIS & ACC HISTORY

• QB **Thaddeus Lewis** closed out his career as one of the top quarterbacks in ACC history ... The Opa-Locka, Fla., product ranks second all-time in passing yards and attempts, third in total offense and completions and fourth in touchdown passes.

LEWIS ON SINGLE-SEASON LISTS

• QB **Thaddeus Lewis'** 2009 season totals stand among the top single seasons in school history ... His passing yardage total of 3,330 ranks second as he became just the third player at Duke to throw for over 3,000 yards in a season while his season totals also rank third in completions and attempts, tied for third in touchdown passes and fifth in completion percentage.

LEWIS FIRST WITH FOUR 2,000-YARD SEASONS

• In 2009, QB **Thaddeus Lewis** became the first player in Duke history to throw for over 2,000 yards in four straight seasons ... In addition, he is one of only three players in ACC history to accomplish the feat, joining N.C. State's **Philip Rivers** and Wake Forest's **Riley Skinner**.

VERNON AMONG TOP ROOKIE RECEIVERS

• WR **Conner Vernon** compiled 55 receptions for 746 yards and three touchdowns in his rookie season, ranking him among the top freshmen in the country in 2009 ... He ranked tied for third among freshmen nationally in receptions per game (5.0) and was second in receiving yards per game (67.82).

VERNON SETS ROOKIE RECORDS

• WR **Conner Vernon** established new Duke freshman records for pass receptions (55), receiving yards (746) and 100-yard receiving games (3) ... Among rookies in the history of the ACC, his catch and yardage totals both rank as the third-highest totals.

VARNER POSTS 1,000-YARD CAMPAIGN

• WR **Donovan Varner** became just the third player in school history to record at least 1,000 receiving yards in a single season, joining **Clarkston Hines** and **Wes Chesson** ... Varner's 1,047 yards marked the first 1,000-yard season since 1989 when Hines set the school record with 1,149 yards ... Varner's totals also rank among the top single-season performances in Duke history with his reception total ranking fifth and touchdown total of eight ranking seventh.

VARNER-VERNON DUO IN ELITE COMPANY

• WRs **Donovan Varner** and **Conner Vernon** combined to become just the fourth pair of teammates in Duke history with 700 or more receiving yards in the same season ... In addition, the pair established a new record for most receiving yards by a tandem with 1,793 ... The last two teammates to go over 700 receiving yards were **Scottie Montgomery** (793) and **Richmond Flowers** (704) in 1998.

THREE WITH 50+ PASS RECEPTIONS

• WRs **Austin Kelly** (54), **Donovan Varner** (65) and **Conner Vernon** (55) each caught over 50 passes in 2009 to become the first trio in school history with over 50 catches each ... Prior to 2009, only 14 wide receivers in school history had at least 50 catches in one year ... The combined 174 catches rank as the third-highest total by three players in one season in Duke history.

SCOTT LEADS DUKE IN RUSHING

• RB **Desmond Scott** became the seventh freshman in Duke history to lead the team in rushing after ending the season with 262 yards on 70 carries ... It marked the second straight season a rookie has led the Blue Devils' rushing attack as **Jay Hollingsworth** paced the team with 399 yards in 2008.

SACK LEADER

• DE **Ayanga Okpokowuruk** registered a team-high six sacks on the season, ending his career with a sack in six of the final eight games ... The total also ranked tied for fifth in the ACC ... Okpokowuruk also led the team with 9.5 tackles for loss on the season.

OGHOBAASE ON DUKE CAREER CHARTS

• DT **Vince Oghobaase** finished his career ranking among Duke's all-time leaders in both sacks and tackles for loss ... The Houston, Texas, native stands fifth all-time at Duke with 14.0 career sacks and sixth with 36.5 tackles for loss ... He had at least 7.5 tackles for loss in all four of his collegiate seasons.

ALLOWING LESS THAN 200 YARDS

• Duke held both Virginia and N.C. Central to less than 200 yards of total offense in a pair of Blue Devil victories ... The Blue Devils limited the Cavaliers to 196 yards (89 rush, 107 pass) while N.C. Central managed just 70 rushing yards and 111 passing yards for a total of 181 yards ... Prior to 2009, the last time the Blue Devils held an opponent under 200 yards of total offense was Sept. 6, 2003, against Western Carolina (185 yards).

REY SETS SCHOOL STANDARD

• LB **Vincent Rey** set a new school record when he recorded his third career fumble return for a touchdown against N.C. Central ... The touchdown in the victory over the Eagles covered 16 yards ... Rey returned two fumbles for touchdowns in 2008 versus Navy (37 yards) and North Carolina (36).

FIVE INTERCEPTIONS FOR WRIGHT

• CB **Leon Wright** recorded five interceptions in 2009 to rank tied for fifth in the ACC ... The picks came against Army (2), N.C. State, Virginia and North Carolina ... On Duke's all-time lists, Wright finished his career ranking tied for sixth in interceptions (10), ninth in interception return yards (155) and ninth in pass breakups (20).

WRIGHT RANKS 10TH NATIONALLY

• CB **Leon Wright** compiled 146 interception return yards on the season to rank 10th nationally ... He had two returns for touchdowns (51 & 33 yards) at Army, a 32-yard return at Virginia and a 30-yard return at North Carolina ... The 146 return yards rank as the fourth-highest single-season total in Duke history.

REY AMONG ACC TACKLE LEADERS

• LB **Vincent Rey** closed the year ranked third in the ACC with 8.2 tackles per game average in 2009 ... Posting 98 total stops in his final campaign, Rey became the 13th player in Duke history to amass more than 300 tackles to rank 11th in school history with 330 career tackles ... In addition, senior safety **Catron Gainey** ranked tied for 11th in the conference with 7.0 tackles per game.

SNYDERWINE BOOTS RECORD 17 FIELD GOALS

• With 17 made field goals this season, K **Will Snyderwine** broke **Sims Lenhardt's** record of 16 set in both 1997 and 1998 ... Snyderwine was 17-of-20 on the year to also set a new school single-season record for field goal percentage (.850).

SNYDERWINE AMONG TOP ACC KICKERS

• K **Will Snyderwine** made 17 of his 20 field goal attempts to rank second in the ACC and 15th nationally with 1.55 field goals per game ... He also ranked fifth in the ACC and tied for 20th nationally in field goal percentage (.850) ... Snyderwine was a perfect 24-of-24 on PAT attempts, one of 32 players nationally with 20 or more attempts and no misses.

PUNT COVERAGE UNIT & FUMBLES

• Duke's punt coverage unit recovered four fumbles in 2009 with two returns for touchdowns ... S **Matt Daniels** forced a fumble against N.C. Central which was returned 16 yards for a score by LB **Vincent Rey** ... LB **Adam Banks** fell on a fumble in the end zone for a touchdown at N.C. State ... Also against the Wolfpack, WR **Tony Foster** recovered a fumble and versus Maryland, TE **Brandon King** sealed the victory for Duke by recovering a fumble on a punt return with 1:42 remaining in the game.

ALL-PURPOSE YARDAGE

• RB **Desmond Scott** and WR **Conner Vernon** both ranked in the top 10 in the ACC in all-purpose yards per game as true freshmen ... Scott was seventh with 95.7 per game while Vernon averaged 94.6 all-purpose yards per game to rank eighth ... On Duke's freshman all-purpose records list, Vernon ranks fourth (1,041) while Scott stands sixth (861).

AFCA HONORS MACINTYRE

• Duke's defensive coordinator **Mike MacIntyre** was named the AFCA National Assistant Coach of the Year ... In his second year with the Blue Devils, MacIntyre helped the Blue Devils hold three straight ACC opponents (Maryland, Virginia & North Carolina) to fewer than 20 points for the first time in 15 seasons ... In 2008, the Blue Devil defense allowed 23.4 points per game -- the program's lowest total in 20 seasons -- and held three opponents to less than 10 points for the first time since 1976.

NFL COMBINE

• Two Blue Devil seniors — **Thaddeus Lewis** and **Vince Oghobaase** — participated in the annual NFL Scouting Combine on February 24-March 2 in Indianapolis, Ind. ... A total of 329 draft-eligible players were invited to the event.

FIVE DEVILS INK NFL FREE AGENT CONTACTS

• In the spring of 2010, five Duke players signed free agent contracts with respective NFL organizations ... **Thaddeus Lewis** (St. Louis Rams), **Vince Oghobaase** (Miami Dolphins), **Ayanga Okpokowuruk** (New York Giants), **Vincent Rey** (Cincinnati Bengals) and **Leon Wright** (New York Giants) all reached agreements with professional franchises.

LEWIS TABBED DUKE MVP

• After throwing for 3,330 yards and 20 touchdowns, QB **Thaddeus Lewis** was named the recipient of the Carmen Falcone MVP Award following the season ... Lewis also earned the program's Outstanding Offensive Back honor ... Other team honorees were **Kinney Rucker** (Ace Parker Award), **Jeffrey Faris** (Michael P. Suglia Award), **Ayanga Okpokowuruk** (Micah Harris Trinity Teammate Award & Outstanding Defensive Lineman Award), **Catron Gainey** (Iron Devil Award), **Will Snyderwine** (Bill Keziah Award – MVP Special Teams), **Kyle Hill** (Dan "Tiger" Hill Award – Outstanding Offensive Lineman), **Donovan Varner** (Outstanding Receiver Award), **Leon Wright** (Willis Aldridge Award – Outstanding Defensive Back) and **Vincent Rey** (Outstanding Linebacker Award).

2009 HONORS**AFCA National Assistant Coach of the Year**

Mike MacIntyre

All-America (*Sporting News*)

Vince Oghobaase (3rd team)

Freshman All-America (*Sporting News*)

Conner Vernon (1st team)

Johnny Unitas Golden Arm Award Finalist

Thaddeus Lewis

Lou Groza Award Semifinalist

Will Snyderwine

All-ACC

Donovan Varner (1st team)
Thaddeus Lewis (2nd team)
Vincent Rey (2nd team)
Will Snyderwine (2nd team)
Vince Oghobaase (Honorable Mention)
Leon Wright (Honorable Mention)

Freshman All-ACC (*Sporting News*)

Brian Moore
Desmond Scott
Conner Vernon

Walter Camp Foundation National Player of the Week

Thaddeus Lewis (vs. N.C. State)

ACC Player of the Week

Thaddeus Lewis (Offensive Back vs. N.C. State)
Thaddeus Lewis (Offensive Back vs. Virginia)
Vincent Rey (Defensive Lineman vs. Maryland)
Will Snyderwine (Special Teams Player vs. Virginia)
Conner Vernon (Rookie vs. Virginia)
Leon Wright (Defensive Back vs. Army)

Academic All-ACC

Adam Banks
Lee Butler
Matt Daniels
Kyle Hill
Kevin Jones
Mitchell Lederman
Brian Moore
Vincent Rey
Chris Rwabukamba
Will Snyderwine
Johnny Williams

ESPN The Magazine Academic All-District III

Mitchell Lederman
Donovan Varner

National Football Foundation Scholar Athlete

Brett Huffman
Vincent Rey

Texas vs. The Nation All-Star Game Selection

Thaddeus Lewis

2009 GAME SUMMARIES

Richmond 24, Duke 16

September 5, 2009 • Durham, N.C.

- Richmond QB **Eric Ward** passed for 143 yards to lead the reigning FCS champion Spiders past Duke, 24-16, in front of 33,311 fans at Wallace Wade Stadium
- The Spiders took the lead midway through the opening period by returning a blocked punt for a touchdown, and led 14-9 at intermission. Richmond extended its lead to 24-9 in the fourth period before Duke QB **Thaddeus Lewis** accounted for the final margin with a 21-yard scoring pass to WR **Austin Kelly**
- Lewis completed 34-of-55 passes for 350 yards and two scores on the evening, breaking his own school single-game record for most pass attempts without an interception
- Blue Devil WR **Johnny Williams** had seven receptions for 115 yards including a 54-yard touchdown
- LB **Vincent Rey** paced Duke with 14 tackles
- Richmond held the Blue Devils to just 19 net rushing yards and won the time of possession battle, 33:22 to 26:38
- Neither team committed a turnover
- The crowd of 33,311 was Duke's largest at home since 2001

	1	2	3	4		Final
Richmond	7	7	0	10	=	24
Duke	2	7	0	7	=	16

Team	Qtr	Time	Play	Drive
RICH	1	8:45	Mayfield 5 blocked punt return (Howard kick)	—
DUKE	1	4:56	TEAM Safety (Ball snapped out of end zone)	—
RICH	2	10:26	Forte 2 run (Howard kick)	13-80; 6:56
DUKE	2	9:09	Williams 54 pass from Lewis (Maggio kick)	4-71; 1:12
RICH	4	9:39	Kirchoff 1 run (Howard kick)	12-83; 6:56
RICH	4	4:16	Howard 45 FG	7-27; 3:02
DUKE	4	2:13	Kelly 21 pass from Lewis (Snyderwine kick)	8-74; 1:58

	Richmond	Duke
First Downs	17	19
Rush	10	3
Pass	6	15
Penalty	1	1
Rushing Attempts-Net Yards	40-125	16-19
Passing Comp.-Att.-Int	13-24-0	34-55-0
Passing Yards	157	350
Total Offensive Plays	64	71
Total Offensive Yards	282	369
Fumbles-Lost	1-0	1-0
Penalties-Yards	3-30	3-24
Punts-Yards-Average	6-222-37.0	6-192-32.0
Time of Possession	33:22	26:38
Third Down Conversions	3-12	3-14
Fourth Down Conversions	1-2	2-3
Red Zone	2-3	0-1

RUSHING — **Richmond:** Forte 16-69, Ward 7-26, Kirchoff 7-20, Wilkins 6-14, Grayson 1-9, Gray 1-3, TEAM 2-(-16);

Duke: Boyette 9-15, Hollingsworth 3-7, TEAM 1-(-1), Lewis 3-(-2).

PASSING — **Richmond:** Ward 12-23-0-143, Grayson 1-1-0-14;

Duke: Lewis 34-55-0-350.

RECEIVING — **Richmond:** Gray 5-51, Mitchell 3-45, Wilkins 1-34, Ward 1-14, Boston 1-9, Keating 1-5, Kirchoff 1-(-1);

Duke: Williams 7-115, Kelly 7-80, Varner 6-39, Vernon 4-48, Hollingsworth 4-15, Watkins 3-31, Boyette 2-17, Parker 1-5.

TACKLES — **Richmond:** McConaghy 4-4=8, Weldon 7-0=7;

Duke: Rey 4-10=14, Kromah 5-4=9, Oghobaase 2-7=9; Daniels 4-4=8.

Duke 35, Army 19

September 12, 2009 • West Point, N.Y.

- Seeing his first collegiate action, Duke backup QB **Sean Renfree** came off the bench to complete seven-of-eight passes for 106 yards and two touchdowns as the Blue Devils defeated Army, 35-19, in front of 25,698 fans at Michie Stadium in West Point, N.Y.
- Duke CB **Leon Wright** sealed the win with two interception returns for touchdowns just 16 seconds apart late in the fourth period ... The returns covered 51 and 33 yards as Wright became the first player in Duke history to score two touchdowns via interception returns in a single game ... The St. Petersburg, Fla., native also had four tackles and one fumble recovery
- With Duke trailing 10-7, Renfree connected with TE **Brett Huffman** for a 17-yard score to give the Blue Devils a 14-10 lead midway through the third quarter ... After a field goal cut the lead to 14-13, Renfree directed a nine-play, 78-yard drive that resulted in a 31-yard scoring toss to WR **Donovan Varner**
- At halftime of the game, Duke head basketball coach **Mike Krzyzewski** was honored as a member of Army's Sports Hall of Fame Class of 2009

	1	2	3	4		Final
Duke	0	7	7	21	=	35
Army	7	3	3	6	=	19

Team	Qtr	Time	Play	Drive
ARMY	1	10:07	Steelman 2 run (Carlton kick)	5-79; 1:59
ARMY	2	13:38	Carlton 43 FG	7-16; 2:56
DUKE	2	5:52	Vernon 14 pass from Lewis (Snyderwine kick)	7-58; 3:04
DUKE	3	7:44	Huffman 17 pass from Renfree (Snyderwine kick)	2-19; 0:42
ARMY	3	3:42	Carlton 31 FG	8-60; 3:53
DUKE	4	14:52	Varner 31 pass from Renfree (Snyderwine kick)	9-78; 3:41
DUKE	4	1:48	Wright 51 interception return (Snyderwine kick)	—
DUKE	4	1:32	Wright 33 interception return (Snyderwine kick)	—
ARMY	4	0:00	Villanueva 8 pass from Williams [no PAT]	11-82; 1:24

	Duke	Army
First Downs	14	20
Rush	4	11
Pass	7	8
Penalty	3	1
Rushing Attempts-Net Yards	32-70	57-266
Passing Comp.-Att.-Int	12-24-0	10-24-2
Passing Yards	166	119
Total Offensive Plays	56	81
Total Offensive Yards	236	385
Fumbles-Lost	2-2	3-2
Penalties-Yards	5-45	5-51
Punts-Yards-Average	7-254-36.3	6-233-38.8
Time of Possession	23:56	36:04
Third Down Conversions	2-10	8-19
Fourth Down Conversions	0-0	0-2
Red Zone	2-3	3-4

RUSHING — **Duke:** Boyette 21-48, Hollingsworth 5-24, Lewis 5-0, TEAM 1-(-2); **Army:** Mealy 10-99, Steelman 17-75, Carter 14-33, Smith 6-27, Ehie 5-17, Bulls 1-12, Fletcher 2-7, Hunter 1-2, McDaniel 1-(-6).

PASSING — **Duke:** Lewis 5-16-0-60, Renfree 7-8-0-106;

Army: Williams 8-18-2-91, Steelman 2-6-0-28.

RECEIVING — **Duke:** Boyette 2-35, Kelly 2-29, Vernon 2-23, Williams 2-18, Watkins 2-13, Varner 1-31, Huffman 1-17;

Army: Villanueva 4-68, Hunter 3-27, Barr 2-16, Carter 1-8.

TACKLES — **Duke:** Rey 6-4=10, Okpokowuruk 4-6=10, Gainey 6-2=8, Kromah 4-3=7, Oghobaase 4-3=7, Hatcher 2-3=5, Egboh 2-3=5, Wright 2-2=4;

Army: Erzinger 5-3=8, Travis 6-1=7, Rodriguez 4-3=7, Anderson 3-2=5.

[22] Kansas 44, Duke 16

September 19, 2009 • Lawrence, Kan.

- Kansas QB **Todd Reesing** threw for 338 yards and three touchdowns to lead the 22nd-ranked Jayhawks to a 44-16 win over Duke as 50,101 fans watched at Memorial Stadium in Lawrence, Kan.
- On Duke's first play from scrimmage, QB **Thaddeus Lewis** hooked up with WR **Austin Kelly** for a 66-yard gain to set up a 21-yard touchdown run by Lewis
- Kansas responded with 27 straight points to claim a 20-point lead early in the third quarter on DE **Maxwell Onyegbule's** 48-yard interception return for a TD
- WR **Johnny Williams** led the Blue Devils with eight receptions for 75 yards while Kelly had five grabs for a career-high 98 yards
- Duke K **Will Snyderwine** booted the first field goal of his career, connecting on a 37-yarder in the third period
- Duke played without the services of injured DT **Vince Oghobaase**, who had started all 38 games since 2006

	1	2	3	4		Final
Duke	7	0	3	6	=	16
Kansas	7	13	17	7	=	44

Team	Qtr	Time	Play	Drive
DUKE	1	9:46	Lewis 21 run (Maggio kick)	2-87: 0:35
KAN	1	7:10	Briscoe 14 pass from Reesing (Branstetter kick)	7-60: 2:29
KAN	2	4:59	Sharp 7 pass from Reesing (Branstetter kick blocked)	4-53: 1:34
KAN	2	1:16	Meier 6 pass from Reesing (Branstetter kick)	9-75: 2:47
KAN	3	12:58	Onyegbule 48 interception return (Branstetter kick)	—
DUKE	3	11:21	Snyderwine 37 FG	7-48: 1:30
KAN	3	7:30	Oporum 4 run (Branstetter kick)	8-70: 3:46
KAN	3	0:23	Branstetter 31 FG	12-58: 4:16
DUKE	4	9:22	Varner 11 pass from Renfree (Lewis pass failed)	16-74: 5:55
KAN	4	2:14	Oporum 3 run (Branstetter kick)	3-48: 0:55

	Duke	Kansas
First Downs	22	23
Rush	7	8
Pass	15	14
Penalty	0	1
Rushing Attempts-Net Yards	33-95	31-152
Passing Comp.-Att.-Int	30-50-2	28-41-0
Passing Yards	299	338
Total Offensive Plays	83	72
Total Offensive Yards	394	490
Fumbles-Lost	1-0	0-0
Penalties-Yards	4-45	5-40
Punts-Yards-Average	6-252-42.0	5-199-39.8
Time of Possession	31:16	28:44
Third Down Conversions	4-18	7-15
Fourth Down Conversions	2-5	1-2
Red Zone	2-2	6-6

RUSHING — Duke: Hollingsworth 9-38, Kurunwune 8-28, Lewis 8-14, Renfree 4-8, Boyette 4-7;

Kansas: Oporum 17-70, Reesing 8-51, Pick 1-18, Sharp 5-13.

PASSING — Duke: Lewis 16-27-2-184, Renfree 14-23-0-115;

Kansas: Reesing 28-41-0-338.

RECEIVING — Duke: Williams 8-75, Kelly 5-98, Varner 3-40, Boyette 2-23, Bell 2-15, Trezvant 2-7, Kurunwune 2-1, Hollingsworth 2-0, Parker 1-16, Huffman 1-12, King 1-6, Watkins 1-6;

Kansas: Meier 8-64, Briscoe 6-117, McDougald 6-37, Wilson 4-63, Oporum 3-50, Sharp 1-7.

TACKLES — Duke: Butler 8-2=10, Gainey 5-3=8, Rey 5-3=8;

Kansas: Stuckey 6-5=11, Tharp 6-4=10, Patterson 8-0=8.

Duke 49, N.C. Central 14

September 26, 2009 • Durham, N.C.

- In the inaugural Bull City Gridiron Classic, Duke QB **Thaddeus Lewis** threw for two touchdowns and rushed for another score as the Blue Devils defeated N.C. Central, 49-14, in front of 26,390 rain-soaked fans at Wallace Wade Stadium
- The game marked the first on the gridiron between the two schools, which are separated by less than four miles in Durham
- True freshman **Desmond Scott** (16 carries, 100 yards) and redshirt freshman **Patrick Kurunwune** (14-93) each scored one touchdown and led Duke's ground attack that amassed 233 yards ... The performance by Scott marked the 14th 100-yard rushing game by a Duke freshman
- Duke WR **Donovan Varner** caught a pair of touchdown passes to extend his streak of consecutive games with at least one touchdown to three
- Duke LB **Vincent Rey** returned a fumble 16 yards for a touchdown in the third quarter to set a new school record with three career fumble returns for scores
- Duke K **Nick Maggio** booted seven PATs to equal the third-highest single-game total in school history and most since 1990

	1	2	3	4		Final
N.C. Central	7	7	0	0	=	14
Duke	21	7	14	7	=	49

Team	Qtr	Time	Play	Drive
DUKE	1	12:33	Kurunwune 14 run (Maggio kick)	5-59: 2:27
DUKE	1	8:42	Scott 23 run (Maggio kick)	4-64: 1:24
DUKE	1	3:19	Varner 18 pass from Lewis (Maggio kick)	12-61: 4:18
NCCU	1	1:27	Skankle 1 run (Cardelle kick)	7-70: 1:45
NCCU	2	13:33	Henderson 83 interception return (Cardelle kick)	—
DUKE	2	:33	Varner 14 pass from Lewis (Maggio kick)	13-80: 5:14
DUKE	3	10:06	Lewis 5 run (Maggio kick)	5-21: 1:46
DUKE	3	4:08	Rey 16 fumble return (Maggio kick)	—
DUKE	4	14:56	Huffman 3 pass from Renfree (Maggio kick)	10-58: 3:38

	N.C. Central	Duke
First Downs	8	28
Rush	6	13
Pass	2	13
Penalty	0	2
Rushing Attempts-Net Yards	28-70	41-233
Passing Comp.-Att.-Int	8-19-0	25-37-1
Passing Yards	111	254
Total Offensive Plays	47	78
Total Offensive Yards	181	487
Fumbles-Lost	2-1	1-0
Penalties-Yards	4-40	6-47
Punts-Yards-Average	7-256-36.6	3-145-48.3
Time of Possession	24:47	35:13
Third Down Conversions	2-10	7-14
Fourth Down Conversions	0-1	2-3
Red Zone	1-2	5-6

RUSHING — N.C. Central: Shankle 11-40, McCord 8-38, Goforth 3-(-1), Williams 3-(-2), Johnson 3-(-5);

Duke: Scott 16-100, Kurunwune 14-93, Cam. Jones 7-32, Lewis 4-8.

PASSING — N.C. Central: Johnson 5-15-0-82, Williams 3-4-0-29;

Duke: Lewis 17-25-0-189, Renfree 8-12-1-65.

RECEIVING — N.C. Central: Scott 3-37, Irvine 2-54, Shankle 1-11, Johnson 1-5, Ward 1-4;

Duke: Varner 6-76, Vernon 6-72, Kelly 5-49, Williams 3-28, Huffman 2-28, Hollingsworth 1-2, Bell 1-1, Watkins 1-(-2).

TACKLES — N.C. Central: Henderson 3-7=10, Ingam 8-1=9;

Duke: Kromah 5-1=6, Drew 0-6=6, Rey 1-4=5, Daniels 4-0=4.

[6] Virginia Tech 34, Duke 26

October 3, 2009 • Durham, N.C.

- Virginia Tech QB **Tyrod Taylor** threw for 327 yards and two touchdowns as the sixth-ranked Hokies held off Duke for a 34-26 victory in front of 26,390 spectators at Wallace Wade Stadium
- The Hokies led 17-7 before a pair of **Will Snyderwine** field goals cut the lead to four points early in the third period ... Duke got within 20-16 when Snyderwine booted a 47-yarder early in the fourth quarter, but Virginia Tech responded with a 62-yard drive for a 12-yard scoring run by RB **Josh Oglesby**
- Duke QB **Thaddeus Lewis** tossed a four-yard TD pass to WR **Austin Kelly** with 25 seconds left to make the score 34-26, but the Blue Devils failed to recover the ensuing on-side kick
- Lewis finished with 359 yards passing while rookie WR **Conner Vernon** caught four balls for 128 yards ... Kelly had six catches for 43 yards
- Hokie WR **Jarrett Boykin** hauled in six passes for 144 yards and one TD

	1	2	3	4		Final
Virginia Tech	7	10	3	14	=	34
Duke	7	3	3	13	=	26

Team	Qtr	Time	Play	Drive
DUKE	1	2:48	King 48 pass from Lewis (Snyderwine kick)	7-79: 3:35
VT	1	:48	Coale 36 pass from Taylor (Waldron kick)	4-60: 1:59
VT	2	10:41	Waldron 40 FG	9-39: 3:06
VT	2	6:14	Boykin 28 pass from Taylor (Waldron kick)	7-72: 2:53
DUKE	2	:07	Snyderwine 29 FG	11-69: 6:01
DUKE	3	12:43	Snyderwine 25 FG	7-73: 2:17
VT	3	8:33	Waldron 33 FG	9-49: 4:09
DUKE	4	13:51	Snyderwine 47 FG	17-45: 6:00
VT	4	9:37	Oglesby 12 run (Waldron kick)	9-62: 4:07
DUKE	4	7:08	Snyderwine 43 FG	7-48: 2:22
VT	4	2:28	Oglesby 19 run (Waldron kick)	8-78: 4:31
DUKE	4	:25	Kelly 4 pass from Lewis (Snyderwine kick)	14-90: 1:39

	Virginia Tech	Duke
First Downs	21	17
Rush	10	3
Pass	11	12
Penalty	0	2
Rushing Attempts-Net Yards	39-150	31-38
Passing Comp.-Att.-Int	17-22-0	22-40-0
Passing Yards	327	359
Total Offensive Plays	61	71
Total Offensive Yards	477	397
Fumbles-Lost	2-1	1-0
Penalties-Yards	12-105	7-44
Punts-Yards-Average	2-86-43.0	4-162-40.5
Time of Possession	29:25	30:35
Third Down Conversions	8-12	7-19
Fourth Down Conversions	0-0	3-3
Red Zone	3-3	4-4

RUSHING — Virginia Tech: Williams 24-83, Oglesby 6-59, Roberts 2-6, Coale 1-3, Taylor 5-1, TEAM 1-(-2);

Duke: Scott 7-34, King 2-7, Boyette 10-4, Kurunwune 4-2, Lewis 7-1, TM 1-(-10).

PASSING — Virginia Tech: Taylor 17-22-0-327;

Duke: Lewis 22-40-0-359.

RECEIVING — Virginia Tech: Boykin 6-144, Roberts 4-38, Coale 3-94, Boone 2-25, Smith 1-17, Boyce 1-9;

Duke: Kelly 6-43, Vernon 4-128, Varner 4-87, King 3-58, Scott 1-26, Williams 1-11, Kurunwune 1-7, Huffman 1-3, Boyette 1-(-3).

TACKLES — Virginia Tech: Grimm 6-8=14, Chancellor 3-6=9;

Duke: Thornton 4-6=10, Daniels 6-3=9, Gainey 3-5=8, Rey 3-5=8, Wright 3-4=7.

Duke 49, N.C. State 28

October 10, 2009 • Raleigh, N.C.

- Duke QB **Thaddeus Lewis** completed a school-record 40-of-50 passes for 459 yards and five touchdowns as the Blue Devils snapped an 11-game losing streak against N.C. State with a 49-28 victory over the Wolfpack in front of 56,452 fans at Carter-Finley Stadium in Raleigh, N.C.
- Lewis, who earned Walter Camp National Player of the Week and ACC Player of the Week honors for his performance, posted the fourth-highest single-game passing yardage total in school history while matching an ACC single-game standard for touchdown responsibility with six
- Ten different Blue Devils caught passes with five different players caught scoring tosses from Lewis ... WR **Conner Vernon** had 10 grabs for 86 yards while WR **Donovan Varner** hauled in seven throws for 154 yards
- Duke's defense limited N.C. State to just 74 yards and four first downs in the second half ... S **Ca tron Gainey** paced the Blue Devils with seven tackles on the day while CB **Leon Wright** and CB **Lee Butler** each logged interceptions

	1	2	3	4		Final
Duke	14	7	14	14	=	49
N.C. State	14	7	7	0	=	28

Team	Qtr	Time	Play	Drive
DUKE	1	9:42	Huffman 2 pass from Lewis (Snyderwine kick)	11-70: 5:18
NCS	1	6:15	Wilson 10 run (Czajkowski kick)	9-79: 3:21
DUKE	1	:30	Lewis 2 run (Snyderwine kick)	12-71: 5:38
NCS	1	:14	Spencer 63 pass from Wilson (Czajkowski kick)	1-63: :08
DUKE	2	11:45	Boyette 7 pass from Lewis (Snyderwine kick)	9-63: 3:21
NCS	2	8:22	Baker 9 run (Czajkowski kick)	9-85: 3:13
DUKE	3	8:17	Parker 6 pass from Lewis (Snyderwine kick)	9-97: 4:23
NCS	3	8:05	Graham 93 kickoff return (Czajkowski kick)	—
DUKE	3	3:41	Kelly 8 pass from Lewis (Snyderwine kick)	10-72: 4:17
DUKE	4	11:02	Vernon 5 pass from Lewis (Snyderwine kick)	3-11: 1:28
DUKE	4	3:07	Banks 0 fumble recovery (Snyderwine kick)	—

	Duke	N.C. State
First Downs	25	17
Rush	6	9
Pass	19	7
Penalty	0	1
Rushing Attempts-Net Yards	35-43	23-142
Passing Comp.-Att.-Int	40-50-0	16-30-0
Passing Yards	459	196
Total Offensive Plays	85	53
Total Offensive Yards	502	338
Fumbles-Lost	1-1	2-2
Penalties-Yards	4-30	0-0
Punts-Yards-Average	4-167-41.8	4-158-39.5
Time of Possession	40:24	19:36
Third Down Conversions	13-19	4-10
Fourth Down Conversions	1-2	0-1
Red Zone	6-7	2-3

RUSHING — Duke: Boyette 9-29, Scott 8-13, Lewis 12-8, Williams 1-1, TM 5-(-8);

N.C. State: Baker 9-73, Wilson 11-58, Eugene 3-11.

PASSING — Duke: Lewis 40-50-0-459;

N.C. State: Wilson 15-27-1-172; Glennon 1-2-1-24; TEAM 0-1-0-0.

RECEIVING — Duke: Vernon 10-86, Varner 7-154, Huffman 5-49, Kelly 5-44, Scott 5-37, Boyette 4-18, Williams 1-43, King 1-24, Parker 1-6, Hollingsworth 1-(-2);

N.C. State: Bryan 4-41, Spencer 2-71, Williams 2-32, Baker 2-22, Bowens 2-17, Eugene 2-8, Graham 2-5.

TACKLES — Duke: Gainey 3-4=7, Daniels 5-1=6, Okpokowuruk 5-1=6;

N.C. State: Johnson 8-5=13, Floyd 5-6=11, Cash 4-6=10.

Duke 17, Maryland 13

October 24, 2009 • Durham, N.C.

- Duke forced two turnovers in the final five minutes to seal a 17-13 victory over Maryland as 24,650 rain-soaked fans looked on at Wallace Wade Stadium
- The win marked Duke's second straight in ACC play, a feat not accomplished by the Blue Devils since 1994
- Duke QB **Thaddeus Lewis** completed 30-of-43 throws for 371 yards and two touchdowns, topping the 350-yard barrier for the third straight game
- After leading 10-6 at intermission, the Blue Devils pushed the lead to 17-6 when Lewis hit TE **Danny Parker** for a one-yard touchdown ... Maryland responded by converting a third-and-19 play into a 67-yard scoring pass from QB **Chris Turner** to RB **Davin Meggett** late in the third period
- In the final quarter, Duke's defense allowed just 31 yards
- WR **Austin Kelly** paced the Blue Devils with a career-high nine receptions for 67 yards ... For the 12th time in school history, Duke had two receivers with over 100 yards — **Donovan Varner** (8-120) & **Conner Vernon** (5-102)
- With 57 (14 rushing attempts & 43 passing attempts) total offensive plays against Maryland, Lewis became Duke's all-time leader with 1,634 career plays, passing the previous mark of 1,612 (243 rushes & 1,369 passes) held by **Spence Fischer** (1992-95)

	1	2	3	4		Final
Maryland	3	3	7	0	=	13
Duke	7	3	7	0	=	17

Team	Qtr	Time	Play	Drive
DUKE	1	7:24	Varner 24 pass from Lewis (Snyderwine kick)	9-69: 3:20
MD	1	1:37	Ferrara 25 FG	12-75: 5:42
MD	2	8:34	Ferrara 40 FG	4-8: 1:09
DUKE	2	3:31	Snyderwine 35 FG	11-73: 4:56
DUKE	3	5:35	Parker 1 pass from Lewis (Snyderwine kick)	12-80: 5:48
MD	3	4:30	Meggett 67 pass from Turner (Ferrara kick)	3-59: 0:59

	Maryland	Duke
First Downs	11	19
Rush	3	2
Pass	6	16
Penalty	2	1
Rushing Attempts-Net Yards	31-67	28-23
Passing Comp.-Att.-Int	16-23-1	30-43-1
Passing Yards	182	371
Total Offensive Plays	54	71
Total Offensive Yards	249	394
Fumbles-Lost	2-1	3-2
Penalties-Yards	3-25	12-101
Punts-Yards-Average	5-202-40.4	4-148-37.0
Time of Possession	27:55	32:05
Third Down Conversions	5-13	7-15
Fourth Down Conversions	0-1	0-0
Red Zone	1-1	2-3

RUSHING — **Maryland**: Meggett 9-38, Porzel 15-28, Turner 6-2, Smith 1-(-1); **Duke**: Lewis 14-14, Hollingsworth 6-10, Kurunwune 2-8, King 1-1, Scott 1-1, TEAM 4-(-11).

PASSING — **Maryland**: Turner 16-23-1-182;

Duke: Lewis 30-43-1-371.

RECEIVING — **Maryland**: Cannon 6-66, Porzel 3-24, Meggett 2-68, Smith 2-13, Tyler 2-8, Dorsey 1-3;

Duke: Kelly 9-67, Varner 8-120, Vernon 5-102, 5-102, Williams 4-47, Hollingsworth 3-34, Parker 1-1.

TACKLES — **Maryland**: Pooler 6-7=13, Wujciak 5-6=11, Chism 7-3=10;

Duke: Daniels 6-3=9, Rey 4-4=8, Thornton 4-4=8, Gainey 2-3=5; Banks 2-3=5.

Duke 28, Virginia 17

October 31, 2009 • Charlottesville, Va.

- Duke QB **Thaddeus Lewis** threw a 42-yard game-winning touchdown pass to WR **Conner Vernon** with 3:45 left in the game to lift the Blue Devils to a 28-17 triumph over Virginia in front of 41,713 spectators at Scott Stadium in Charlottesville, Va.
- Following the go-ahead scoring strike, Duke added a seven-yard fumble return for a touchdown by NG **Charlie Hatcher** and a 43-yard field goal by K **Will Snyderwine** to account for the final margin
- Lewis finished 24-of-40 for 343 yards, thus becoming one of three players in ACC history to throw for 2,000 or more yards in four seasons, while Snyderwine booted five field goals — matching the fourth best single-game performance in ACC history
- For the second straight week, both Vernon (7-103) and WR **Donovan Varner** (7-113) topped the 100-yard mark

	1	2	3	4		Final
Duke	6	3	0	19	=	28
Virginia	0	3	7	7	=	17

Team	Qtr	Time	Play	Drive
DUKE	1	9:27	Snyderwine 44 FG	11-60: 5:33
DUKE	1	2:56	Snyderwine 28 FG	13-76: 5:26
DUKE	2	14:44	Snyderwine 34 FG	6-5: 2:32
UVa	2	11:51	Randolph 33 FG	11-55: 3:04
UVa	3	11:38	Sewell 1 run (Jarrett kick)	8-66: 3:22
DUKE	4	13:50	Snyderwine 25 FG	8-55: 2:55
UVa	4	11:17	Torchia 19 pass from Sewell (Jarrett kick)	8-60: 2:33
DUKE	4	3:45	Vernon 42 pass from Lewis (Lewis pass failed)	5-67: 1:51
DUKE	4	3:22	Hatcher 7 fumble return (Snyderwine kick)	—
DUKE	4	1:05	Snyderwine 43 FG	4-4: 1:50

	Duke	Virginia
First Downs	22	14
Rush	5	6
Pass	15	6
Penalty	2	2
Rushing Attempts-Net Yards	39-81	28-89
Passing Comp.-Att.-Int	24-41-1	13-38-1
Passing Yards	343	107
Total Offensive Plays	80	66
Total Offensive Yards	424	196
Fumbles-Lost	0-0	1-1
Penalties-Yards	5-54	5-50
Punts-Yards-Average	5-178-35.6	5-241-40.2
Time of Possession	35:26	24:34
Third Down Conversions	9-20	4-16
Fourth Down Conversions	0-0	1-3
Red Zone	3-4	3-3

RUSHING — **Duke**: Hollingsworth 12-39, Scott 7-26, Lewis 16-13, Boyette 3-4, TEAM 1-(-1);

Virginia: Jackson 16-83, Simpson 5-21, Hall 1-4, TEAM 1-(-1), Sewell 5-(-18).

PASSING — **Duke**: Lewis 24-40-1-343, Kelly 0-1-0-0;

Virginia: Sewell 8-22-1-86, Verica 5-16-0-21.

RECEIVING — **Duke**: Varner 7-113, Vernon 7-103, Huffman 3-34, Kelly 2-46, Williams 2-22, Scott 2-16, Hollingsworth 1-9;

Virginia: Torchia 3-44, Smith 2-11, Simpson 2-0, Burd 1-14, Green 1-14, Hall 1-10, Freedman 1-6, Jackson 1-5, Phillips 1-3.

TACKLES — **Duke**: Rey 5-5=10, Daniels 5-2=7, Gainey 4-3=7, Wright 3-2=5;

Virginia: Collins 8-2=10, Childs 5-5=10, Minnifield 6-1=7, Cook 5-2=7.

North Carolina 19, Duke 6

November 7, 2009 • Chapel Hill, N.C.

- North Carolina RB **Ryan Houston** rushed 37 times for 164 yards to help the Tar Heels to a 19-6 win over Duke in the 96th meeting between the two schools as 59,750 fans looked on at Kenan Stadium in Chapel Hill, N.C.
- The Tar Heels limited Duke to just 125 yards of total offense while securing their 19th win in the last 20 games in the series
- The teams accounted for two field goals each in the first half before North Carolina K **Casey Barth** gave the home team the lead for good with a 41-yard effort on the final snap of the third quarter ... North Carolina then scored 10 points over the final seven minutes of the game
- Duke WR **Conner Vernon** caught three passes for 21 yards on the day to set a new school single-season record for reception yards by a freshman, breaking the previous standard of 578 yards set by **Walter Jones** in 1988
- In the third period, Duke CB **Leon Wright** posted his fifth interception of the year and the 10th of his career ... Duke S **Jordan Byas** blocked a Tar Heel punt in the first quarter to set up the Blue Devils' first field goal

	1	2	3	4		Final
Duke	3	3	0	0	=	6
North Carolina	3	3	3	10	=	19

Team	Qtr	Time	Play	Drive
NC	1	11:25	Barth 40 FG	10-51; 3:35
DUKE	1	1:10	Maggio 23 FG	6-25; 2:23
NC	2	9:59	Barth 29 FG	13-62; 6:04
DUKE	2	0:00	Maggio 26 FG	12-44; 3:26
NC	3	0:00	Barth 41 FG	5-(-4); 1:43
NC	4	6:57	Boyd 3 run (Barth kick)	12-65; 6:16
NC	4	3:56	Barth 33 FG	5-12; 1:36

	Duke	North Carolina
First Downs	11	21
Rush	3	11
Pass	5	9
Penalty	3	1
Rushing Attempts-Net Yards	19-12	51-192
Passing Comp.-Att.-Int	16-35-2	16-28-1
Passing Yards	113	119
Total Offensive Plays	54	79
Total Offensive Yards	125	311
Fumbles-Lost	1-0	0-0
Penalties-Yards	4-45	11-120
Punts-Yards-Average	6-232-38.7	4-109-27.2
Time of Possession	21:27	38:33
Third Down Conversions	2-13	11-20
Fourth Down Conversions	1-2	0-0
Red Zone	2-2	3-3

RUSHING — Duke: Lewis 10-7, Boyette 3-4, Hollingsworth 1-1; Scott 5-0;

North Carolina: Houston 37-164, Little 4-12, Elzy 2-12, Draughn 1-9, Boyd 2-6, White 1-5, TEAM 2-(-4), Yates 2-(-12).

PASSING — Duke: Lewis 16-33-1-113, Renfree 0-1-1-0;

North Carolina: Yates 16-28-1-119.

RECEIVING — Duke: Kelly 4-22, Vernon 3-21, Varner 2-14, Scott 2-10, Hollingsworth 2-6, King 1-22, Williams 1-12, Bell 1-6;

North Carolina: Pianalto 5-42, Little 3-26, Highsmith 3-21, Houston 3-15, Jones 2-15.

TACKLES — Duke: Gainey 10-2=12, Rey 5-4=9, Wright 7-0=7, Oghobaase 6-1=7, Thornton 4-3=7, Banks 5-0=5, Egboh 3-2=5, Hatcher 3-1=4;

North Carolina: Quinn 6-1=7, Brown 4-0=4, Williams 4-0=4, Wilson 2-2=4.

[7] Georgia Tech 49, Duke 10

November 14, 2009 • Durham, N.C.

- Seventh-ranked Georgia Tech weathered an early Duke spurt and claimed the 2009 ACC Coastal Division championship with a 49-10 victory over the Blue Devils in front of 25,889 fans at Wallace Wade Stadium
- The Blue Devils scored the game's first 10 points on an 18-yard scoring pass from QB **Thaddeus Lewis** to RB **Re'quan Boyette** and a 31-yard field goal by K **Will Snyderwine** ... Georgia Tech responded with 28 points in the first half and then scored the contest's only 21 points of the second half to account for the final margin
- Lewis finished the day 22-of-35 passing for 212 yards while the TD moved him into fifth place on the ACC's all-time chart with 63 career scoring tosses
- For the Yellow Jackets, QB **Josh Nesbitt** completed six-of-10 throws for 195 yards and two touchdowns while rushing for 30 yards and another score ... B-back **Jonathan Dwyer** gained 110 yards and two touchdowns on the ground, becoming the first player to rush for 100 or more yards against Duke on the year

	1	2	3	4		Final
Georgia Tech	7	21	14	7	=	49
Duke	10	0	0	0	=	10

Team	Qtr	Time	Play	Drive
DUKE	1	10:47	Boyette 18 pass from Lewis (Snyderwine kick)	9-73; 4:13
DUKE	1	1:30	Snyderwine 31 FG	4-0; 2:00
GT	1	1:12	Nesbitt 2 run (Blair kick)	1-2; 0:03
GT	2	11:22	Wright 16 run (Blair kick)	10-86; 3:42
GT	2	5:50	Dwyer 3 run (Blair kick)	7-66; 3:28
GT	2	0:32	Hill 32 pass from Nesbitt (Blair kick)	4-46; 0:26
GT	3	12:36	Dwyer 12 run (Blair kick)	5-71; 2:18
GT	3	2:43	Thomas 75 pass from Nesbitt (Blair kick)	4-89; 1:58
GT	4	4:48	Watson 7 run (Blair kick)	7-61; 3:20

	Georgia Tech	Duke
First Downs	22	15
Rush	16	3
Pass	6	12
Penalty	0	0
Rushing Attempts-Net Yards	52-306	24-25
Passing Comp.-Att.-Int	7-11-0	27-41-1
Passing Yards	213	256
Total Offensive Plays	63	65
Total Offensive Yards	519	281
Fumbles-Lost	5-1	1-0
Penalties-Yards	5-48	4-38
Punts-Yards-Average	5-155-51.7	7-260-37.1
Time of Possession	29:18	30:42
Third Down Conversions	5-10	5-15
Fourth Down Conversions	1-2	0-0
Red Zone	5-6	2-2

RUSHING — Georgia Tech: Dwyer 14-110, Peebles 5-48, Wright 5-47, Allen 5-37, Nesbitt 9-30, Shaw 6-27, Jones 2-10, Watson 2-8, Lyons 2-6, TEAM 2-(-17);

Duke: Scott 6-20, Kurunwune 6-18, Boyette 3-17, Hollingsworth 2-9, TEAM 1-(-7), Lewis 4-(-12), Renfree 2-(-20).

PASSING — Georgia Tech: Nesbitt 6-10-0-195, Shaw 1-1-0-18;

Duke: Lewis 22-35-1-212, Renfree 5-6-0-44.

RECEIVING — Georgia Tech: Thomas 2-89, Hill 2-38, Peebles 1-37, Allen 1-31, MnKayhan 1-18;

Duke: Boyette 6-65, Scott 5-45, Vernon 3-16, Varner 2-34, Kelly 2-23, King 1-29, Williams 1-9, Trezvant 1-8, Bell 1-5, Parker 1-5, Hollingsworth 1-(-1).

TACKLES — Georgia Tech: Jefferson 6-3=9, Edwards 6-1=7, Burnett 5-2=7;

Duke: Gainey 4-6=10, Banks 5-4=9, Egboh 5-2=7, Daniels 2-5=7, Rey 3-3=6.

[20] Miami 34, Duke 16

November 21, 2009 • Miami, Fla.

- Miami scored the final 24 points of the game as the 20th-ranked Hurricanes defeated Duke, 34-16, as 38,200 spectators looked on at Land Shark Stadium in Miami Gardens, Fla.
- Duke claimed a 16-10 lead early in the third quarter on K **Will Snyderwine's** third field goal of the afternoon ... Miami countered with a field goal from K **Matt Boshier** five minutes later, and then outscored the Blue Devils by a 21-0 count in the final period
- QB **Thaddeus Lewis** completed 20-of-37 passes for 303 yards and one touchdown, breaking **Ben Bennett's** 26-year old school career passing record in the process ... WR **Donavan Varner** was the favorite target, catching eight balls for 165 yards including a 24-yard scoring strike
- S **Matt Daniels** logged a career-best 13 tackles for the Blue Devils while LB **Vincent Rey** posted the third interception of his career

	1	2	3	4		Final
Duke	3	10	3	0	=	16
Miami (Fla.)	3	7	3	21	=	34

Team	Qtr	Time	Play	Drive
DUKE	1	5:50	Snyderwine 30 FG	5-68; 1:33
MIAMI	1	1:25	Boshier 33 FG	6-17; 2:22
DUKE	2	14:50	Snyderwine 49 FG	6-14; 1:35
MIAMI	2	4:50	T. Johnson 5 pass from Harris (Boshier kick)	12-80; 4:52
DUKE	2	2:17	Varner 24 pass from Lewis (Snyderwine kick)	8-80; 2:33
DUKE	3	11:05	Snyderwine 26 FG	10-60; 3:55
MIAMI	3	6:15	Boshier 20 FG	12-54; 4:50
MIAMI	4	13:41	Berry 2 run (Boshier kick)	15-90; 7:09
MIAMI	4	7:37	Hankerson 44 pass from Harris (Boshier kick)	5-80; 2:36
MIAMI	4	6:06	Sharpton 73 interception return (Boshier kick)	—

	Duke	Miami
First Downs	18	25
Rush	3	9
Pass	13	16
Penalty	2	0
Rushing Attempts-Net Yards	22-55	44-148
Passing Comp.-Att.-Int	20-37-1	25-43-1
Passing Yards	303	348
Total Offensive Plays	59	87
Total Offensive Yards	358	496
Fumbles-Lost	1-1	1-1
Penalties-Yards	1-0	5-49
Punts-Yards-Average	4-170-42.5	3-122-40.7
Time of Possession	21:34	38:26
Third Down Conversions	3-12	14-21
Fourth Down Conversions	0-1	1-1
Red Zone	2-3	4-6

RUSHING — Duke: Hollingsworth 10-32, Scott 10-27, Lewis 2-(-4);

Miami: Berry 16-76, Cooper 14-42, James 9-33, Benjamin 1-9, TEAM 1-(-1), Harris 3-(-11).

PASSING — Duke: Lewis 20-37-1-303;

Miami: Harris 25-43-1-348.

RECEIVING — Duke: Varner 8-165, Kelly 4-31, Vernon 3-52, Hollingsworth 2-24, King 1-16, Parker 1-9, Scott 1-6;

Miami: Hankerson 8-143, Graham 5-73, Benjamin 3-43, James 2-19, Epps 2-17, T. Johnson 2-14, A. Johnson 1-20, Byrd 1-17, Cooper 1-2.

TACKLES — Duke: Daniels 10-3=13, Gainey 4-3=7, Wright 4-3=7;

Miami: Sharpton 11-1=12, Telemaque 5-1=6, McCarthy 5-0=5.

Wake Forest 45, Duke 34

November 28, 2009 • Durham, N.C.

- Wake Forest spoiled Duke's Senior Day with a 45-34 victory as 21,420 observers looked on at Wallace Wade Stadium
- Duke QB **Thaddeus Lewis** completed 28-of-48 passes for 387 yards with three TDs and became just the second player in ACC history to reach 10,000 passing yards in a career
- Three Duke receivers — **Donovan Varner** (11-174), **Conner Vernon** (8-93) and **Austin Kelly** (33-93) — posted 90+ receiving yards with Varner scoring on receptions covering 56 and 21 yards
- Wake Forest QB **Riley Skinner** was 28-of-38 through the air for 372 yards and five TDs

	1	2	3	4		Final
Wake Forest	14	7	14	10	=	45
Duke	14	3	3	14	=	34

Team	Qtr	Time	Play	Drive
DUKE	1	13:56	Varner 56 pass from Lewis (Snyderwine kick)	3-58; 1:04
WF	1	12:21	Brown 28 pass from Skinner (Newman kick)	4-53; 1:28
DUKE	1	11:10	Kelly 62 pass from Lewis (Snyderwine kick)	3-73; 1:04
WF	1	7:21	Givens 54 pass from Skinner (Newman kick)	6-74; 3:42
WF	2	10:50	Brown 8 pass from Skinner (Newman kick)	8-55; 4:10
DUKE	2	5:21	Snyderwine 51 FG	13-43; 5:20
WF	3	9:46	Harris 13 pass from Skinner (Newman kick)	6-64; 3:04
DUKE	3	7:10	Snyderwine 33 FG	8-64; 2:30
WF	3	5:51	Williams 0 fumble recovery (Newman kick)	3-60; 1:19
DUKE	4	9:45	Lewis 1 run (Snyderwine kick)	9-80; 4:01
WF	4	4:30	Newman 44 FG	11-52; 5:07
WF	4	3:26	Frye 37 interception return (Newman kick)	—
DUKE	4	2:31	Varner 21 pass from Lewis (Snyderwine kick)	3-25; 0:43

	Wake Forest	Duke
First Downs	22	15
Rush	16	3
Pass	6	12
Penalty	0	0
Rushing Attempts-Net Yards	52-306	24-25
Passing Comp.-Att.-Int	7-11-0	27-41-1
Passing Yards	213	256
Total Offensive Plays	63	65
Total Offensive Yards	519	281
Fumbles-Lost	5-1	1-0
Penalties-Yards	5-48	4-38
Punts-Yards-Average	5-155-51.7	7-260-37.1
Time of Possession	29:18	30:42
Third Down Conversions	5-10	5-15
Fourth Down Conversions	1-2	0-0
Red Zone	5-6	2-2

RUSHING — Wake Forest: Adams 7-42, Harris 8-32, Pendergrass 7-30, Givens 1-16, Brown 3-9, Bohanon 2-8, Skinner 3-(-5), TEAM 3-(-5);

Duke: Scott 10-41, Hollingsworth 6-19, Boyette 1-2, Lewis 1-1, TEAM 1-0, Moore 0-5.

PASSING — Wake Forest: Skinner 28-38-0-372;

Duke: Lewis 28-48-1-387.

RECEIVING — Wake Forest: Williams 8-119, Brown 8-82, Givens 5-78, Parker 2-28, Pendergrass 2-7, Rinfrette 1-37, Harris 1-13, Bohanon 1-8;

Duke: Varner 11-174, Vernon 8-93, Kelly 3-93, Huffman 2-8, Scott 2-7, King 1-7, Williams 1-5.

TACKLES — Wake Forest: Midgett 4-2=6, Frye 4-2=6, Quarles 4-1=5;

Duke: Rey 3-8=11, Wright 4-4=8, Daniels 4-4=8, Okpokowuruk 2-3=5.

2009 STATISTICS

RUSHING

Player	G	Att.	Gain	Loss	Net	Avg	TD	Lg	Avg/G
Desmond Scott	9	70	285	23	262	3.7	1	23	29.1
Jay Hollingsworth	11	54	179	0	179	3.3	0	10	16.3
Patrick Kurunwune	11	34	154	5	149	4.4	1	26	13.5
Re'quan Boyette	9	63	160	30	130	2.1	0	17	14.4
Thaddeus Lewis	12	86	245	197	48	0.6	4	21	4.0
Cameron Jones	5	7	32	0	32	4.6	0	11	6.4
Brandon King	12	3	8	0	8	2.7	0	5	0.7
Brian Moore	12	0	5	0	5	0.0	0	0	0.4
Johnny Williams	11	1	1	0	1	1.0	0	1	0.1
Sean Renfree	5	6	16	28	-12	-2.0	0	9	-2.0
TEAM	12	15	0	40	-40	-2.7	0	0	-4.0
Total	12	339	1,085	323	762	2.2	6	26	63.5
Opponents	12	458	2,103	269	1,834	4.0	18	55	152.8

PASSING

Player	G	Effic	C-A-I	Pct	Yards	TD	Lg	Avg/G
Thaddeus Lewis	12	134.46	274-449-8	61.0	3,330	20	74	277.5
Sean Renfree	5	141.84	34-50-2	68.0	330	4	31	55.0
Austin Kelly	12	0.00	0-1-0	0.0	0	0	0	0.0
TEAM	12	0.00	0-1-0	0.0	0	0	0	0.0
Total	12	134.66	308-501-10	61.5	3,660	24	74	305.0
Opponents	12	134.27	197-341-8	57.8	2,589	18	75	215.8

RECEIVING

Player	G	Rec	Yards	Avg	TD	Lg	Avg/G
Donovan Varner	12	65	1,047	16.1	8	64	87.2
Conner Vernon	11	55	746	13.6	3	74	67.8
Austin Kelly	12	54	625	11.6	4	66	52.1
Johnny Williams	11	31	385	12.4	1	54	35.0
Brett Huffman	12	18	167	9.3	3	25	13.9
Desmond Scott	9	18	147	8.2	0	26	16.3
Re'quan Boyette	9	17	154	9.1	2	22	17.1
Jay Hollingsworth	11	17	87	5.1	0	20	7.9
Brandon King	12	9	162	18.0	1	48	13.5
Tyree Watkins	4	7	48	6.9	0	20	12.0
Danny Parker	12	6	42	7.0	2	16	3.5
Sheldon Bell	12	5	27	5.4	0	13	2.2
Josh Trezvant	11	3	15	5.0	0	8	1.4
Patrick Kurunwune	11	3	8	2.7	0	7	0.7
Total	12	308	3,660	11.9	24	74	305.0
Opponents	12	197	2,589	13.1	18	75	215.8

TOTAL OFFENSE

Player	G	Plays	Rush	Pass	Total	Avg/G
Thaddeus Lewis	12	535	48	3,330	3,378	281.5
Sean Renfree	5	56	-12	330	318	53.0
Desmond Scott	9	70	262	0	262	29.1
Jay Hollingsworth	11	54	179	0	179	16.3
Patrick Kurunwune	11	34	149	0	149	13.5
Re'quan Boyette	9	63	130	0	130	14.4
Cameron Jones	5	7	32	0	32	6.4
Brandon King	12	3	8	0	8	0.7
Brian Moore	12	0	5	0	5	0.4
Johnny Williams	11	1	1	0	1	0.1
TEAM	12	16	-40	0	-40	-4.0
Total	12	840	762	3,660	4,422	368.5
Opponents	12	799	1,834	2,589	4,423	368.6

PUNTING

Player	No	Yards	Avg	Lg	TB	FC	I20	Blk
Kevin Jones	54	2,120	39.3	59	5	11	14	1
Alex King	6	227	37.8	49	0	1	2	0
TEAM	1	0	0.0	0	0	0	0	0
Total	61	2,347	38.5	59	5	12	16	1
Opponents	54	2,121	39.3	61	6	13	15	2

PUNT RETURNS

Player	Ret	Yards	Avg	TD	Lg
Johnny Williams	13	108	8.3	0	48
Leon Wright	4	11	2.8	0	9
Jordan Byas	1	6	6.0	0	1
Walt Canty	1	-8	-8.0	0	0
Total	19	117	6.2	0	48
Opponents	31	243	7.8	1	34

KICKOFF RETURNS

Player	Ret	Yards	Avg	TD	Lg
Johnny Williams	20	413	20.6	0	38
Desmond Scott	18	452	25.1	0	68
Conner Vernon	12	295	24.6	0	55
Re'quan Boyette	5	102	20.4	0	25
Patrick Kurunwune	3	46	15.3	0	23
Jay Hollingsworth	2	37	18.5	0	20
Eriks Reks	1	10	10.0	0	10
Leon Wright	1	20	20.0	0	20
Total	62	1,375	22.2	0	68
Opponents	56	1,246	22.2	1	93

INTERCEPTIONS

Player	Int	Yards	Avg	TD	Lg
Leon Wright	5	146	29.2	2	51
Vincent Rey	2	16	8.0	0	9
Lee Butler	1	0	0.0	0	0
Total	8	162	20.2	2	51
Opponents	10	312	31.2	4	83

ALL-PURPOSE

Player	G	Rush	Rec	PR	KOR	IR	Yards	Avg/G
Donovan Varner	12	0	1,047	0	0	0	1,047	87.2
Conner Vernon	11	0	746	0	295	0	1,041	94.6
Johnny Williams	11	1	385	108	413	0	907	82.5
Desmond Scott	9	262	147	0	452	0	861	95.7
Austin Kelly	12	0	625	0	0	0	625	52.1
Re'quan Boyette	9	130	154	0	102	0	386	42.9
Jay Hollingsworth	11	179	87	0	37	0	303	27.5
Patrick Kurunwune	11	149	8	0	46	0	203	18.5
Leon Wright	12	0	0	11	20	146	177	14.8
Brandon King	12	8	162	0	0	0	170	14.2
Brett Huffman	12	0	167	0	0	0	167	13.9
Tyree Watkins	4	0	48	0	0	0	48	12.0
Thaddeus Lewis	12	48	0	0	0	0	48	4.0
Danny Parker	12	0	42	0	0	0	42	3.5
Cameron Jones	5	32	0	0	0	0	32	6.4
Sheldon Bell	12	0	27	0	0	0	27	2.2
Vincent Rey	12	0	0	0	0	16	16	1.3
Josh Trezvant	11	0	15	0	0	0	15	1.4
Eriks Reks	12	0	0	0	10	0	10	0.8
Jordan Byas	12	0	0	6	0	0	6	0.5
Brian Moore	12	5	0	0	0	0	5	0.4
Walt Canty	11	0	0	-8	0	0	-8	-0.7
Sean Renfree	5	-12	0	0	0	0	-12	-2.0
TEAM	12	-40	0	0	0	0	-40	-4.0
Total	12	762	3,660	117	1,375	162	6,076	506.3
Opponents	12	1,834	2,589	243	1,246	312	6,224	518.7

FIELD GOALS

Player	Total	1-19	20-29	30-39	40-49	50+	Lg	Blk
Nick Maggio	2-4	0-0	2-2	0-2	0-0	0-0	26	0
Will Snyderwine	17-20	0-0	5-6	6-7	5-5	1-2	51	1

SCORING

Player	TD	FG	PAT	2PAT	DPAT	Saf	Pts
Will Snyderwine	0	17-20	24-24	0-0	0	0	75
Donovan Varner	8	0-0	0-0	0-0	0	0	48
Austin Kelly	4	0-0	0-0	0-0	0	0	24
Thaddeus Lewis	4	0-0	0-0	0-2	0	0	24
Conner Vernon	3	0-0	0-0	0-0	0	0	18
Brett Huffman	3	0-0	0-0	0-0	0	0	18
Nick Maggio	0	2-4	9-9	0-0	0	0	15
Danny Parker	2	0-0	0-0	0-0	0	0	12
Re'quan Boyette	2	0-0	0-0	0-0	0	0	12
Leon Wright	2	0-0	0-0	0-0	0	0	12
Johnny Williams	1	0-0	0-0	0-0	0	0	6
Adam Banks	1	0-0	0-0	0-0	0	0	6
Brandon King	1	0-0	0-0	0-0	0	0	6
Desmond Scott	1	0-0	0-0	0-0	0	0	6
Patrick Kurunwune	1	0-0	0-0	0-0	0	0	6
Charlie Hatcher	1	0-0	0-0	0-0	0	0	6
Vincent Rey	1	0-0	0-0	0-0	0	0	6
TEAM	0	0-0	0-0	0-0	0	1	2
Total	35	19-24	33-33	0-2	0	1	302
Opponents	42	16-18	40-41	0-0	0	0	340

DEFENSE

Player	G	Solo	Asst	Total	TFL	Sacks	Int	PBU	QBH	FR	FF	Blk	Saf
Vincent Rey	12	44	54	98	8.5-20	1.0-5	2-16	3	1	1-16	.	.	.
Catron Gainey	12	46	38	84	.	.	.	5
Matt Daniels	12	56	27	83	3.0-6	0.5-3	.	6	.	.	3	.	.
Damian Thornton	12	31	29	60	6.0-18	0.5-5	.	.	2
Leon Wright	12	36	22	58	2.0-9	.	5-146	8	.	1-4	1	.	.
Chris Rwabukamba	12	36	10	46	2.0-5	1.0-4	.	7	.	1-0	1	.	.
Abraham Kromah	7	24	16	40	2.5-8	.	.	2	.	.	1	.	.
Ayanga Okpokowuruk	12	19	21	40	9.5-54	6.0-44	.	2	3	.	2	.	.
Lee Butler	12	25	14	39	2.5-3	1.0-1	1-0	4
Charlie Hatcher	12	17	22	39	7.0-15	1.0-2	.	2	5	1-7	.	1	.
Vince Oghobaase	8	18	19	37	7.5-33	2.5-15	.	1	2
John Drew	12	11	23	34	4.0-5	0.5-0	.	2	1	1-0	.	.	.
Patrick Egboh	12	15	19	34	3.0-5	1.0-1	.	2	6
Adam Banks	12	21	12	33	1-0	.	.	.
Jordon Byas	12	15	4	19	1.5-9	1	.
Kinney Rucker	12	7	8	15	0.5-1	.	.	.	1	1-0	.	.	.
Wesley Oglesby	12	7	8	15	4.0-13	1.5-9	.	.	1	1-0	.	.	.
Tony Foster	12	13	.	13	1-0	.	.	.
Zach Greene	12	9	3	12
Austin Gamble	12	6	5	11
Tyree Glover	12	5	3	8	1
Jeremy Ringfield	12	4	3	7	2.5-18	2.5-18	.	.	2
Matt Pridemore	11	2	2	4
Eriks Reks	12	1	3	4	0.5-2
Walt Canty	11	1	2	3	1
Jackson Anderson	12	1	2	3
Curtis Hazelton	5	1	2	3
Will Snyderwine	11	2	.	2
Patrick Kurunwune	11	1	1	2
August Campbell	3	1	1	2
Re'quan Boyette	9	1	1	2	0.5-9
Conner Vernon	11	1	.	1
Tyree Watkins	4	.	1	1
Brandon King	12	.	1	1	1-0	.	.	.
Kenny Anunike	12	.	1	1
Desmond Scott	9	1	.	1
Nick Maggio	7	.	1	1
Paul Asack	2	.	1	1
Danny Parker	12	.	1	1
Sheldon Bell	12	1	.
TEAM	12	1
Total	12	478	380	858	67-233	19-107	8-162	44	26	10-27	8	3	1
Opponents	12	484	342	826	71.0-306	28-200	10-312	46	46	6-0	8	2	.

2009 STARTING LINEUPS

Offense	QB	RB	TE	WR	WR	WR	LT	LG	C	RG	RT
Richmond	Lewis	Boyette	Huffman	Kelly	Williams	Varner	Hill	Lederman	Morgan	Moore	Holt
Army	Lewis	Boyette	Huffman	Kelly	Williams	Varner	Hill	Lederman	Morgan	Moore	Holt
Kansas	Lewis	Boyette	Huffman	Kelly	Williams	Varner	Hill	Lederman	Morgan	Moore	Holt
N.C. Central	Lewis	D. Scott	Huffman	Kelly	Williams	Varner	Hill	Harper	Morgan	Moore	Holt
Virginia Tech	Lewis	Kurunwune	Huffman	Kelly	Vernon	Varner	Hill	Harper	Morgan	Moore	Needham
N.C. State	Lewis	Boyette	Huffman	Kelly	Vernon	Varner	Hill	Lederman	Morgan	Moore	Holt
Maryland	Lewis	Hollingsworth	Huffman	Kelly	Vernon	Varner	Hill	Lederman	Morgan	Moore	Holt
Virginia	Lewis	Hollingsworth	Huffman	Williams	Vernon	Varner	Hill	Lederman	Morgan	Moore	Holt
North Carolina	Lewis	D. Scott	Huffman	Williams	Vernon	Varner	Hill	Lederman	Morgan	Moore	Holt
Ga. Tech	Lewis	D. Scott	Huffman	Kelly	Vernon	Williams	Hill	Harper	Morgan	Moore	Holt
Miami	Lewis	D. Scott	Huffman	Kelly	Vernon	Varner	Hill	Harper	Morgan	Moore	Holt
Wake Forest	Lewis	Boyette	Huffman	Kelly	Vernon	Varner	Hill	Harper	Morgan	Moore	Holt

Defense	DE	NG	DT	DE	SLB	MLB	WLB	CB	S	S	CB	Other
Richmond	Egboh	Hatcher	Oghobaase	Okpokowuruk	Kromah	Rey	Thornton	Wright	Gainey	Daniels	Butler	
Army	Egboh	Hatcher	Oghobaase	Okpokowuruk	Kromah	Rey	Glover	Wright	Gainey	Daniels	Butler	
Kansas	Egboh	Hatcher	Rucker	Okpokowuruk		Rey	Thornton	Wright	Gainey	Daniels	Rwabukamba	Butler (CB)
N.C. Central	Egboh	Drew	Rucker	Okpokowuruk	Kromah	Rey	Thornton	Wright	Gainey	Daniels	Rwabukamba	
Virginia Tech	Egboh	Hatcher	Oghobaase	Okpokowuruk	Kromah	Rey	Thornton	Wright	Gainey	Daniels	Rwabukamba	
N.C. State	Oglesby	Hatcher	Oghobaase	Okpokowuruk		Rey	Thornton	Wright	Gainey	Daniels	Rwabukamba	Butler (CB)
Maryland	Oglesby	Hatcher	Oghobaase	Okpokowuruk	Banks	Rey	Thornton	Wright	Gainey	Daniels	Rwabukamba	
Virginia	Egboh	Hatcher	Oghobaase	Okpokowuruk	Banks	Rey	Thornton	Wright	Gainey	Daniels	Rwabukamba	
North Carolina	Egboh	Hatcher	Oghobaase	Okpokowuruk		Rey	Thornton	Wright	Gainey	Daniels	Rwabukamba	Butler (CB)
Georgia Tech	Egboh	Hatcher	Rucker	Okpokowuruk	Banks	Rey	Thornton	Wright	Gainey	Daniels	Rwabukamba	
Miami	Egboh	Hatcher	Rucker	Okpokowuruk		Rey	Thornton	Wright	Gainey	Daniels	Rwabukamba	Butler (CB)
Wake Forest	Egboh	Hatcher	Rucker	Okpokowuruk		Rey	Thornton	Wright	Byas	Daniels	Rwabukamba	Butler (CB)

2009 ACC STANDINGS

ATLANTIC DIVISION

Team	ACC GAMES				OVERALL				
	W	L	Home	Road	W	L	Home	Road	Neutral
Clemson	6	2	4-0	2-2	9	5	6-1	2-3	1-1
Boston College	5	3	3-1	2-2	8	5	6-1	2-3	0-1
Florida State	4	4	2-2	2-2	7	6	3-3	3-3	1-0
Wake Forest	3	5	2-2	1-3	5	7	4-3	1-4	0-0
N.C. State	2	6	2-2	0-4	5	7	5-3	0-4	0-0
Maryland	1	7	1-3	0-4	2	10	2-5	0-5	0-0

COASTAL DIVISION

Team	ACC GAMES				OVERALL				
	W	L	Home	Road	W	L	Home	Road	Neutral
Georgia Tech	7	1	4-0	3-1	11	3	5-1	5-1	1-1
Virginia Tech	6	2	3-1	3-1	10	3	5-1	4-1	1-1
Miami	5	3	3-1	2-2	9	4	5-1	4-2	0-1
North Carolina	4	4	2-2	2-2	8	5	5-2	3-2	0-1
►Duke	3	5	1-3	2-2	5	7	2-4	3-3	0-0
Virginia	2	6	0-4	2-2	3	9	1-6	2-3	0-0

ALL-ACC

First Team Offense

QB	Josh Nesbitt, Jr., Georgia Tech	50
RB	Jonathan Dwyer, Jr., Georgia Tech	67
RB	Ryan Williams, Fr., Virginia Tech	63
WR	Demaryius Thomas, Jr., Georgia Tech	63
WR	Donovan Varner, So., Duke	50
TE	George Bryan, So., N.C. State	39
TE	Michael Palmer, Sr., Clemson	39
T	Jason Fox, Sr., Miami	57
T	Anthony Castonzo, Jr., Boston College	53
G	Rodney Hudson, Jr., Florida State	54
G	Cord Howard, Sr., Georgia Tech	47
C	Sean Bedford, Jr., Georgia Tech	45
PK	Matt Waldron, Sr., Virginia Tech	27
PK	Matt Boshier, Jr., Miami	27

Second Team Offense

QB	Thaddeus Lewis, Jr., Duke	18
RB	C. J. Spiller, Sr., Clemson	62
RB	Montel Harris, So., Boston College	39
WR	Torrey Smith, So., Maryland	25
WR	Jacoby Ford, Sr., Clemson	24
TE	Greg Boone, Sr., Virginia Tech	16
T	Ed Wang, Sr., Virginia Tech	31
T	Chris Hairston, Jr., Clemson	26
G	Thomas Austin, Sr., Clemson	39
G	Sergio Render, Sr., Virginia Tech	37
C	Matt Tennant, Sr., Boston College	29
PK	Casey Barth, So., North Carolina	21
PK	Will Synderwine, Jr., Duke	21

Honorable Mention: QB: Christian Ponder, Florida State (16); Russell Wilson, N.C. State (13); Riley Skinner, Wake Forest (13); WR: Marshall Williams, Jr., Wake Forest (16); Rich Gunnell, Sr., Boston College (15); TE: Zack Pianalto, Jr., North Carolina (11); T: Andrew Datko, So., Florida State (18); Kyle Jolly, Sr., North Carolina (14); Blake DeChristopher, So., Virginia Tech (14); Chris DeGeare, Sr., Wake Forest (12); G: Thomas Claiborne, So., Boston College (16); Jeff Griffin, Sr., Wake Forest (12); Orlando Franklin, Jr., Miami (11); C: Beau Warren, Jr., Virginia Tech (11); PK: Robert Randolph, So., Virginia (14).

First Team Defense

DE	Derrick Morgan, Jr., Georgia Tech	76
DE	Robert Quinn, So., North Carolina	69
DT	Nate Collins, Sr., Virginia	47
DT	Allen Bailey, Jr., Miami	38
LB	Cody Grimm, Sr., Virginia Tech	65
LB	Luke Kuechly, Fr., Boston College	53
LB	Quan Sturdivant, Jr., North Carolina	44
LB	Alex Wujciak, Jr., Maryland	44
CB	Kendric Burney, Jr., North Carolina	59
CB	Brandon Harris, So., Miami	41
S	DeAndre McDaniel, Jr., Clemson	57
S	Deunta Williams, Jr., North Carolina	53
P	Brent Bowden, Sr., Virginia Tech	57
SP	C. J. Spiller, Sr., Clemson	76

Second Team Defense

DE	Ricky Sapp, Sr., Clemson	29
DE	Willie Young, Sr., N.C. State	24
DE	Jason Worilds, Jr., Virginia Tech	24
DT	Marvin Austin, Jr., North Carolina	32
DT	John Russell, Sr., Wake Forest	29
LB	Vincent Rey, Sr., Duke	29
LB	Darryl Sharpton, Sr., Miami	21
LB	Bruce Carter, Jr., North Carolina	17
LB	Colin McCarthy, Jr., Miami	17
LB	Dekoda Watson, Sr., Florida State	17
CB	Ras-I Dowling, Jr., Virginia	26
CB	Patrick Robinson, Sr., Florida State	26
S	Morgan Burnett, So., Georgia Tech	51
S	Kam Chancellor, Sr., Virginia Tech	24
P	Matt Boshier, Jr., Miami	37
SP	Torrey Smith, So., Maryland	17

Honorable Mention: DT: Vince Oghobaase, Sr., Duke (26); Jarvis Jenkins, Jr., Clemson (26); Joe Joseph, Sr., Miami, (13); LB: Brad Jefferson, Jr., Georgia Tech (16); Steve Greer, Fr., Virginia (16); Brandon Maye, So., Clemson (10); CB: Rashad Carmichael, Jr., Virginia Tech (22); **Leon Wright, Sr., Duke (19)**; Chris Chancellor, Sr., Clemson (15); Crezdon Butler, Sr., Clemson (12); Kenny Okoro, Fr., Wake Forest (10); S: Rashad Hall, Fr., Sr., Clemson (13); Randy Phillips, Sr., Miami (10); P: Ryan Quigley, So., Boston College (18); SP: Greg Reid, Fr., Florida State (15).

ACADEMIC ALL-ACC

Steve Aponavicius, PK	Boston College
Thomas Austin, C	Clemson
Travis Baltz, P	Maryland
Adam Banks, LB	Duke
Andy Barnee, G	N.C. State
Brent Bowden, P	Virginia Tech
Jarrett Boykin, WR	Virginia Tech
Lee Butler, CB	Duke
Anthony Castonzo, T	Boston College
Emmett Cleary, OL	Boston College
Mason Cloy, G	Clemson
Matt Daniels, DB	Duke
Chris Drager, DE	Virginia Tech
Robert Floyd, DB	NC State
A. J. Francis, DL	Maryland
Dalton Freeman, C	Clemson
Jimmy Graham, TE	Miami
John Graves, DT	Virginia Tech
Rashard Hall, S	Clemson
Kyle Hill, T	Duke
Dustin Hopkins, PK	Florida State
Mike Ingersoll, T	North Carolina
Kevin Jones, P	Duke
Roddy Jones, AB	Georgia Tech
Mitchell Lederman, G	Duke
E.J. Manuel, QB	Florida State
Brandon Maye, LB	Clemson
Brian Moore, G	Duke
Paul Pinegar, T	Maryland
Matt Pipho, T	Miami
Christian Ponder, QB	Florida State
Shane Popham, PK-P	Wake Forest
Vincent Rey, LB	Duke
Chris Rwabukamba, DB	Duke
Nathan Richmon, G	Boston College
Patrick Slebonick, C	Virginia
Will Snyderwine, PK	Duke
Logan Walls, DT	Georgia Tech
Johnny Williams, WR	Duke
Russell Wilson, QB	N.C. State
Dawson Zimmerman C	Clemson

ACC AWARDS

Player of the Year	C. J. Spiller, Clemson
Off. Player of the Year	C. J. Spiller, Clemson
Def. Player of the Year	Derrick Morgan, Georgia Tech
Off. Rookie of the Year	Ryan Williams, Virginia Tech
Def. Rookie of the Year	Luke Kuechly, Boston College

Coach of the Year	Paul Johnson, Georgia Tech
Brian Piccolo Award	Toney Baker, N.C. State
Jim Tatum Award	Riley Skinner, Wake Forest
Jacobs Blocking Trophy	Rodney Hudson, Florida State

2009 ACC TEAM STATISTICS

TOTAL OFFENSE	G	Run	Pass	Plys	Yds	PP	TD	PG
1. Georgia Tech	14	4,136	1,774	960	5,910	6.2	58	422.1
2. Florida State	13	1,944	3,522	859	5,466	6.4	43	421.4
3. Wake Forest	12	1,582	3,259	846	4,841	5.7	39	403.4
4. Miami	13	1,794	3,405	879	5,199	5.9	46	399.9
5. NC State	12	1,451	3,275	840	4,726	5.6	47	393.8
6. Virginia Tech	13	2,706	2,391	822	5,097	6.2	47	392.1
7. ►Duke	12	762	3,660	840	4,422	5.3	30	368.5
8. Clemson	14	2,385	2,688	886	5,073	5.7	47	362.4
9. Boston College	13	1,780	2,431	823	4,211	5.1	38	323.9
10. Maryland	12	1,269	2,528	802	3,797	4.7	25	316.4
11. North Carolina	13	1,727	2,274	845	4,001	4.7	28	307.8
12. Virginia	12	1,189	2,046	773	3,235	4.2	23	269.6

RUSHING OFFENSE	G	Att	Yds	Avg	TD	PG
1. Georgia Tech	14	792	4,136	5.2	47	295.4
2. Virginia Tech	13	573	2,706	4.7	33	208.2
3. Clemson	14	496	2,385	4.8	24	170.4
4. Florida State	13	422	1,944	4.6	27	149.5
5. Miami	13	463	1,794	3.9	21	138.0
6. Boston College	13	472	1,780	3.8	17	136.9
7. North Carolina	13	477	1,727	3.6	14	132.8
8. Wake Forest	12	429	1,582	3.7	13	131.8
9. NC State	12	419	1,451	3.5	15	120.9
10. Maryland	12	410	1,269	3.1	13	105.8
11. Virginia	12	410	1,189	2.9	15	99.1
12. ►Duke	12	339	762	2.2	6	63.5

PASS OFFENSE	G	Att	Cmp	Int	Pct.	Yds	Avg	TD	PG
1. ►Duke	12	501	308	10	61.5	3,660	7.3	24	305.0
2. NC State	12	421	248	13	58.9	3,275	7.8	32	272.9
3. Florida State	13	437	296	13	67.7	3,522	8.1	16	271.8
4. Wake Forest	12	417	273	12	65.5	3,259	7.8	26	271.6
5. Miami	13	416	246	17	59.1	3,405	8.2	25	261.9
6. Maryland	12	392	226	10	57.7	2,528	6.4	12	210.7
7. Clemson	14	390	220	13	56.4	2,688	6.9	23	192.0
8. Boston College	13	351	177	18	50.4	2,431	6.9	21	187.0
9. Virginia Tech	13	249	137	5	55.0	2,391	9.6	14	183.9
10. North Carolina	13	368	220	17	59.8	2,274	6.2	14	174.9
11. Virginia	12	363	189	8	52.1	2,046	5.6	8	170.5
12. Georgia Tech	14	168	78	6	46.4	1,774	10.6	11	126.7

SCORING OFFENSE	G	TD	XP	2XP	DXP	FG	Saf	Pts	Avg
1. Georgia Tech	14	62	59	0	0	14	0	473	33.8
2. Virginia Tech	13	51	48	0	0	20	0	414	31.8
3. Clemson	14	54	45	2	0	21	0	436	31.1
4. NC State	12	48	46	0	0	10	0	364	30.3
5. Miami	13	50	50	0	0	14	1	394	30.3
6. Florida State	13	48	40	3	0	19	0	391	30.1
7. Wake Forest	12	40	40	0	0	12	0	316	26.3
8. ►Duke	12	35	33	0	0	19	1	302	25.2
9. Boston College	13	40	39	0	0	13	2	322	24.8
10. North Carolina	13	35	34	0	0	21	1	309	23.8
11. Maryland	12	29	26	1	0	18	0	256	21.3
12. Virginia	12	26	23	1	0	17	0	232	19.3

TOTAL DEFENSE	G	Run	Pass	Plys	Yds	PP	TD	PG
1. North Carolina	13	1,243	2,262	835	3,505	4.2	22	269.6
2. Virginia Tech	13	1,669	2,172	835	3,841	4.6	19	295.5
3. Clemson	14	2,121	2,279	967	4,400	4.6	29	314.3
4. Boston College	13	1,341	2,918	896	4,259	4.8	23	327.6
5. Miami	13	1,590	2,695	831	4,285	5.2	24	329.6
6. Virginia	12	2,086	2,215	852	4,301	5.0	32	358.4
7. Georgia Tech	14	2,123	2,921	831	5,044	6.1	40	360.3
8. NC State	12	1,669	2,666	762	4,335	5.7	46	361.2
9. ►Duke	12	1,834	2,589	799	4,423	5.5	36	368.6
10. Wake Forest	12	1,972	2,625	800	4,597	5.7	38	383.1
11. Maryland	12	1,810	2,946	817	4,756	5.8	41	396.3
12. Florida State	13	2,660	2,990	837	5,650	6.8	53	434.6

RUSHING DEFENSE	G	Att	Yds	Avg	TD	PG
1. North Carolina	13	439	1,243	2.8	12	95.6
2. Boston College	13	448	1,341	3.0	11	103.2
3. Miami	13	451	1,590	3.5	10	122.3
4. Virginia Tech	13	468	1,669	3.6	10	128.4
5. NC State	12	425	1,669	3.9	26	139.1
6. Maryland	12	459	1,810	3.9	20	150.8
7. Clemson	14	606	2,121	3.5	9	151.5
8. Georgia Tech	14	433	2,123	4.9	17	151.6
9. ►Duke	12	458	1,834	4.0	18	152.8
10. Wake Forest	12	433	1,972	4.6	17	164.3
11. Virginia	12	500	2,086	4.2	22	173.8
12. Florida State	13	494	2,660	5.4	27	204.6

PASS DEFENSE	G	Att	Cmp	Int	Pct.	Yds	Avg	TD	PG
1. Clemson	14	361	185	21	51.2	2,279	6.3	20	162.8
2. Virginia Tech	13	367	174	11	47.4	2,172	5.9	9	167.1
3. North Carolina	13	396	232	19	58.6	2,262	5.7	10	174.0
4. Virginia	12	352	197	12	56.0	2,215	6.3	10	184.6
5. Miami	13	380	208	9	54.7	2,695	7.1	14	207.3
6. Georgia Tech	14	398	245	12	61.6	2,921	7.3	23	208.6
7. ►Duke	12	341	197	8	57.8	2,589	7.6	18	215.8
8. Wake Forest	12	367	209	9	56.9	2,625	7.2	21	218.8
9. NC State	12	337	211	8	62.6	2,666	7.9	20	222.2
10. Boston College	13	448	277	15	61.8	2,918	6.5	12	224.5
11. Florida State	13	343	205	14	59.8	2,990	8.7	26	230.0
12. Maryland	12	358	218	10	60.9	2,946	8.2	21	245.5

SCORING DEFENSE	G	TD	XP	2XP	DXP	FG	Saf	Pts	Avg
1. Virginia Tech	13	20	18	1	0	21	0	203	15.6
2. North Carolina	13	22	22	0	0	22	1	222	17.1
3. Boston College	13	28	27	1	0	20	0	257	19.8
4. Clemson	14	33	31	0	0	19	0	286	20.4
5. Miami	13	31	28	1	0	24	0	288	22.2
6. Georgia Tech	14	42	39	0	0	18	1	347	24.8
7. Wake Forest	12	39	37	1	0	14	0	315	26.2
8. Virginia	12	36	34	0	0	22	0	316	26.3
9. ►Duke	12	42	40	0	0	16	0	340	28.3
10. Florida State	13	53	46	1	0	8	0	390	30.0
11. NC State	12	49	47	0	0	11	0	374	31.2
12. Maryland	12	46	39	3	0	18	0	375	31.2

KICKOFF RETURNS	G	Ret.	Yds.	TD	Avg.
1. Clemson	14	46	1,094	4	23.8
2. Virginia Tech	13	42	994	1	23.7
3. Maryland	12	65	1,481	2	22.8
4. ►Duke	12	62	1,375	0	22.2
5. Wake Forest	12	49	1,086	0	22.2
6. NC State	12	61	1,332	1	21.8
7. Georgia Tech	14	54	1,176	0	21.8
8. Miami	13	57	1,235	0	21.7
9. Boston College	13	44	932	0	21.2
10. Florida State	13	67	1,390	0	20.7
11. North Carolina	13	41	844	0	20.6
12. Virginia	12	63	1,171	0	18.6

PUNT RETURNS	G	Ret.	Yds.	TD	Avg.
1. Florida State	13	23	390	1	17.0
2. Clemson	14	26	374	2	14.4
3. Georgia Tech	14	21	281	2	13.4
4. North Carolina	13	29	376	1	13.0
5. Boston College	13	14	171	1	12.2
6. Virginia Tech	13	34	368	2	10.8
7. NC State	12	29	274	0	9.4
8. Miami	13	25	223	2	8.9
9. Virginia	12	30	189	1	6.3
10. ►Duke	12	19	117	0	6.2
11. Maryland	12	28	168	0	6.0
12. Wake Forest	12	13	59	0	4.5

NET PUNTING	G	No.	Yds.	Avg/P	PR	Avg.	TB	Net/P
1. Georgia Tech	14	37	1,565	42.3	74	2.0	4	38.1
2. Virginia Tech	13	57	2,495	43.8	172	3.0	9	37.6
3. Boston College	13	79	3,213	40.7	218	2.8	4	36.9
4. Florida State	13	44	1,825	41.5	136	3.1	5	36.1
5. Miami	13	54	2,181	40.4	112	2.1	7	35.7
6. North Carolina	13	66	2,621	39.7	156	2.4	7	35.2
7. Wake Forest	12	54	2,098	38.9	128	2.4	4	35.0
8. Maryland	12	64	2,561	40.0	254	4.0	4	34.8
9. NC State	12	47	1,743	37.1	112	2.4	0	34.7
10. Virginia	12	77	3,044	39.5	216	2.8	8	34.6
11. Clemson	14	58	2,246	38.7	251	4.3	4	33.0
12. ►Duke	12	61	2,347	38.5	243	4.0	5	32.9

FIELD GOALS	G	Made	Att.	Pct.
1. Boston College	13	13	14	.929
2. Virginia	12	17	19	.895
3. Miami	13	14	16	.875
4. Virginia Tech	13	20	23	.870
5. North Carolina	13	21	25	.840
6. NC State	12	10	12	.833
7. ►Duke	12	19	24	.792
8. Maryland	12	18	25	.720
9. Florida State	13	19	27	.704
10. Georgia Tech	14	14	20	.700
11. Clemson	14	21	32	.656
12. Wake Forest	12	12	19	.632

3RD DOWN CONVERSIONS - OFFENSE	G	Conv.	Att.	Pct.
1. Georgia Tech	14	104	199	52.3
2. Florida State	13	74	160	46.2
3. NC State	12	69	154	44.8
4. Miami	13	79	177	44.6
5. Wake Forest	12	77	175	44.0
6. Virginia Tech	13	74	172	43.0
7. Clemson	14	74	191	38.7
8. ►Duke	12	68	183	37.2
9. North Carolina	13	69	186	37.1
10. Maryland	12	68	186	36.6
11. Virginia	12	60	177	33.9
12. Boston College	13	52	172	30.2

3RD DOWN CONVERSIONS - DEFENSE	G	Conv.	Att.	Pct.
1. North Carolina	13	57	193	29.5
2. Boston College	13	67	197	34.0
3. Virginia Tech	13	69	197	35.0
4. Miami	13	66	182	36.3
5. Virginia	12	66	181	36.5
6. Maryland	12	66	172	38.4

2009 ACC INDIVIDUAL STATISTICS

RUSHING	G	Att	Yards	Avg	TD	Lg	PG
1. Ryan Williams, VT	13	293	1,655	5.6	21	66	127.3
2. Montel Harris, BC	13	308	1,457	4.7	14	70	112.1
3. Jonathan Dwyer, GT	14	235	1,395	5.9	14	74	99.6
4. C.J. Spiller, CU	14	216	1,212	5.6	12	66	86.6
5. Josh Nesbitt, GT	14	279	1,037	3.7	18	39	74.1
6. Toney Baker, ST	12	160	773	4.8	6	30	64.4
7. Jermaine Thomas, FS	13	163	832	5.1	9	54	64.0
8. Graig Cooper, UM	12	134	695	5.2	4	70	57.9
9. Shaun Draughn, NC	10	124	567	4.6	1	44	56.7
10. Ryan Houston, NC	13	191	713	3.7	9	20	54.8

PASSING AVG/GAME	G	Att	Cmp	Int	Pct.	Yds	TD	PG
1. ►Thaddeus Lewis, DU	12	449	274	8	61.0	3,330	20	277.5
2. Riley Skinner, WF	12	400	264	12	66.0	3,160	26	263.3
3. Jacory Harris, UM	13	406	242	17	59.6	3,352	24	257.8
4. Russell Wilson, ST	12	378	224	11	59.3	3,027	31	252.2
5. Chris Turner, MD	10	303	180	10	59.4	2,069	10	206.9
6. Kyle Parker, CU	14	369	205	12	55.6	2,526	20	180.4
7. Tyrod Taylor, VT	13	243	136	5	56.0	2,311	13	177.8
8. Jameel Sewell, VA	11	292	157	7	53.8	1,848	7	168.0
9. T.J. Yates, NC	13	355	214	15	60.3	2,136	14	164.3
10. Dave Shinskie, BC	13	288	149	14	51.7	2,049	15	157.6

PASSING EFFICIENCY	G	Att	Cmp	Int	Pct.	Yds	TD	Eff.
1. Tyrod Taylor, VT	13	243	136	5	56.0	2,311	13	149.4
2. Riley Skinner, WF	12	400	264	12	66.0	3,160	26	147.8
3. Russell Wilson, ST	12	378	224	11	59.3	3,027	31	147.8
4. Jacory Harris, UM	13	406	242	17	59.6	3,352	24	140.1
5. ►Thaddeus Lewis, DU	12	449	274	8	61.0	3,330	20	134.5
6. Kyle Parker, CU	14	369	205	12	55.6	2,526	20	124.4
7. Chris Turner, MD	10	303	180	10	59.4	2,069	10	121.1
8. Dave Shinskie, BC	13	288	149	14	51.7	2,049	15	119.0
9. T.J. Yates, NC	13	355	214	15	60.3	2,136	14	115.4
10. Jameel Sewell, VA	11	292	157	7	53.8	1,848	7	110.0

RECEPTIONS	G	Rec	Yards	TD	Lg	Avg	PG
1. ►Donovan Varner, DU	12	65	1,047	8	64	16.1	5.42
2. Torrey Smith, MD	12	61	824	5	64	13.5	5.08
Devon Brown, WF	12	61	671	6	58	11.0	5.08
4. Marshall Williams, WF	12	60	867	6	80	14.4	5.00
5. ►Conner Vernon, DU	11	55	746	3	74	13.6	5.00
6. Greg Little, NC	13	62	724	5	62	11.7	4.77
7. Rod Owens, FS	13	61	729	3	98	12.0	4.69
8. Rich Gunnell, BC	13	60	880	7	61	14.7	4.62
Bert Reed, FS	13	60	710	0	44	11.8	4.62
10. ►Austin Kelly, DU	12	54	625	4	66	11.6	4.50

RECEIVING YARDS	G	Rec	Yards	TD	Lg	Avg	PG
1. ►Donovan Varner, DU	12	65	1,047	8	64	16.1	87.2
2. Demaryilus Thomas, GT	14	46	1,154	8	76	25.1	82.4
3. Marshall Williams, WF	12	60	867	6	80	14.4	72.2
4. Owen Spencer, ST	11	30	765	6	80	25.5	69.5
5. Torrey Smith, MD	12	61	824	5	64	13.5	68.7
6. ►Conner Vernon, DU	11	55	746	3	74	13.6	67.8
7. Rich Gunnell, BC	13	60	880	7	61	14.7	67.7
8. Jarrett Boykin, VT	13	40	835	5	64	20.9	64.2
9. Leonard Hankerson, UM	13	45	801	6	52	17.8	61.6
10. Rod Owens, FS	13	61	729	3	98	12.0	56.1

TOTAL OFFENSE	G	Run	Pass	Ply	Tot	PG
1. Christian Ponder, FS	9	179	2,717	407	2,896	321.8
2. ►Thaddeus Lewis, DU	12	48	3,330	535	3,378	281.5
3. Russell Wilson, ST	12	260	3,027	481	3,287	273.9
4. Riley Skinner, WF	12	56	3,160	470	3,216	268.0
5. Jacory Harris, UM	13	-219	3,352	454	3,133	241.0
6. Chris Turner, MD	10	22	2,069	387	2,091	209.1
7. Tyrod Taylor, VT	13	370	2,311	349	2,681	206.2
8. Josh Nesbitt, GT	14	1037	1,701	441	2,738	195.6
9. Kyle Parker, CU	14	135	2,526	420	2,661	190.1
10. Jameel Sewell, VA	11	167	1,848	428	2,015	183.2
11. T.J. Yates, NC	13	-66	2,136	399	2,070	159.2

ALL PURPOSE	G	Rush	Rcv	PR	KR	Yds	PG
1. C.J. Spiller, CU	14	1,212	503	210	755	2,680	191.4
2. Torrey Smith, MD	12	59	824	0	1,309	2,192	182.7
3. Ryan Williams, VT	13	1,655	180	0	0	1,835	141.2
4. Graig Cooper, UM	12	695	132	8	582	1,417	118.1
5. Montel Harris, BC	13	1,457	69	0	0	1,526	117.4
6. Jonathan Dwyer, GT	14	1,395	37	0	0	1,432	102.3
7. ►Desmond Scott, DU	9	262	147	0	452	861	95.7
8. ►Conner Vernon, DU	11	0	746	0	295	1,041	94.6
9. Toney Baker, ST	12	773	355	0	0	1,128	94.0
10. Chris Givens, WF	12	98	629	0	320	1,047	87.2

SCORING	G	TD	XPT	FG	2XP	Pts	PG
1. Ryan Williams, VT	13	22	0	0	0	132	10.2
2. C.J. Spiller, CU	14	21	0	0	2	128	9.1
3. Matt Waldron, VT	13	0	48	20	0	108	8.3
4. Josh Nesbitt, GT	14	18	0	0	0	108	7.7
5. Dustin Hopkins, FS	13	0	40	19	0	97	7.5
Casey Barth, NC	13	0	34	21	0	97	7.5
7. Richard Jackson, CU	14	0	41	20	0	101	7.2
8. Matt Boshor, UM	13	0	50	14	0	92	7.1
9. Montel Harris, BC	13	15	0	0	0	90	6.9
10. ►Will Snyderwine, DU	11	0	24	17	0	75	6.8

FIELD GOALS PER GAME	G	FG	FGA	LG	50+	Pct.	FG/G
1. Casey Barth, NC	13	21	25	42	0	84.0	1.62
2. ►Will Snyderwine, DU	11	17	20	51	1	85.0	1.55
3. Matt Waldron, VT	13	20	23	46	0	87.0	1.54
4. Nick Ferrara, MD	12	18	25	50	1	72.0	1.50
5. Dustin Hopkins, FS	13	19	27	52	1	70.4	1.46
6. Richard Jackson, CU	14	20	31	53	3	64.5	1.43
7. Robert Randolph, VA	12	17	19	49	0	89.5	1.42
8. Jimmy Newman, WF	10	11	17	44	0	64.7	1.10
9. Matt Boshor, UM	13	14	16	51	1	87.5	1.08
10. Steve Aponavicius, BC	13	13	14	42	0	92.9	1.00

FIELD GOAL PCT	G	FG	FGA	LG	Pct.
1. Steve Aponavicius, BC	13	13	14	42	92.9
2. Robert Randolph, VA	12	17	19	49	89.5
3. Matt Boshor, UM	13	14	16	51	87.5
4. Matt Waldron, VT	13	20	23	46	87.0
5. ►Will Snyderwine, DU	11	17	20	51	85.0
6. Casey Barth, NC	13	21	25	42	84.0
7. Josh Czajkowski, ST	12	10	12	48	83.3
8. Nick Ferrara, MD	12	18	25	50	72.0
9. Dustin Hopkins, FS	13	19	27	52	70.4
10. Scott Blair, GT	14	14	20	49	70.0

PUNTING AVERAGE	G	Pnt	Yds	LG	FC	I20	Avg
1. Brent Bowden, VT	13	57	2,495	60	12	20	43.8
2. Matt Boshor, UM	13	51	2,169	59	21	23	42.5
3. Chandler Anderson, GT	14	37	1,565	63	7	12	42.3
4. Shawn Powell, FS	13	43	1,790	64	6	13	41.6
5. Ryan Quigley, BC	13	77	3,145	61	13	23	40.8
6. Grant Schallock, NC	13	65	2,621	55	13	13	40.3
7. Jimmy Howell, VA	11	66	2,647	53	15	18	40.1
8. Nick Ferrara, MD	12	35	1,392	61	9	6	39.8
9. ►Kevin Jones, DU	12	54	2,120	59	11	14	39.3
10. Dawson Zimmerman, CU	13	55	2,153	55	23	19	39.1

KICKOFF RETURNS	G	Ret	Yds	TD	Lg	Avg
1. C.J. Spiller, CU	14	23	755	4	96	32.8
2. Dyrrell Roberts, VT	13	18	574	1	98	31.9
3. Torrey Smith, MD	12	51	1,309	2	85	25.7
4. Greg Reid, FS	13	26	664	0	69	25.5
5. ►Desmond Scott, DU	9	18	452	0	68	25.1
6. Lovell Jackson, WF	9	21	508	0	80	24.2
7. Orwin Smith, GT	14	37	888	0	83	24.0
8. Chase Minnifield, VA	12	22	513	0	49	23.3
9. Graig Cooper, UM	12	26	582	0	63	22.4
10. Jeff Smith, BC	10	24	530	0	42	22.1

PUNT RETURNS	G	Ret	Yds	TD	LG	Avg
1. Greg Reid, FS	13	21	387	1	68	18.4
2. DaNorris Searcy, NC	13	23	335	1	77	14.6
3. Jerrard Tarrant, GT	14	21	281	2	85	13.4
4. Jayron Hosley, VT	13	31	348	1	64	11.2
5. Tony Logan, MD	9	15	100	0	43	6.7
6. Chase Minnifield, VA	12	20	88	0	23	4.4

INTERCEPTIONS	G	Int	Yds	TD	Lg	Avg
1. DeAndre McDaniel, CU	14	8	128	1	27	0.57
2. Deunta Williams, NC	13	6	114	0	48	0.46
Rashad Carmichael, VT	13	6	71	1	28	0.46
4. Rashard Hall, CU	14	6	67	0	49	0.43
5. ►Leon Wright, DU	12	5	146	2	51	0.42
6. Kendrick Burney, NC	13	5	200	2	77	0.38
7. Chris Cook, VA	12	4	66	1	58	0.33
Cameron Chism, MD	12	4	29	0	11	0.33
9. Ochuko Jenife, FS	13	4	54	0	37	0.31
Jamie Robinson, FS	13	4	52	1	52	0.31

TACKLES	G	UA	A	Total	PG
1. Luke Kuechly, BC	13	87	71	158	12.2
2. Alex Wujciak, MD	12	58	73	131	10.9
3. ►Vincent Rey, DU	12	44	54	98	8.2
4. Darryl Sharpton, UM	13	65	41	106	8.2
Cody Grimm, VT	13	50	56	106	8.2
6. Steve Greer, VA	12	49	43	92	7.7
7. Barquell Rivers, VT	13	34	62	96	7.4
8. Kavell Conner, CU	14	55	48	103	7.4
9. Colin McCarthy, UM	13	54	41	95	7.3
10. Nigel Bradham, FS	13	61	32	93	7.2
11. DeAndre McDaniel, CU	14	58	40	98	7.0
►Catron Gainey, DU	12	46	38	84	7.0
13. ►Matt Daniels, DU	12	56	27	83	6.9
Brandon Maye, CU	14	45	51	96	6.9
Marcus Gilchrist, CU	14	53	43	96	6.9

SACKS	G	Solo	Ast.	Total	PG
1. Derrick Morgan, GT	14	12	1	12.5	0.89
2. Robert Quinn, NC	13	11	0	11.0	0.85
3. Willie Young, ST	12	8	0	8.0	0.67
4. Allen Bailey, UM	13	7	0	7.0	0.54
5. Nekos Brown, VT	13	6	1	6.5	0.50
Dekoda Watson, FS	13	6	1	6.5	0.50
7. Adrian Molen, MD	12	5	2	6.0	0.50
►Ayanga Okpokowuruk, DU	12	5	2	6.0	0.50
Nate Collins, VA	12	6	0	6.0	0.50
10. Mister Alexander, FS	13	5	0	5.0	0.38

RANKINGS

Team Category	ACC	NCAA
Scoring Offense (25.2)	8th	74th
Scoring Defense (28.3)	9th	83rd
Total Offense (368.5)	7th	69th
Total Defense (368.6)	9th	61st
Rushing Offense (63.5)	12th	120th
Rushing Defense (152.8)	9th	74th
Passing Offense (305.0)	1st	9th
Passing Defense (215.8)	7th	52nd
Pass Efficiency (134.7)	7th	42nd
Pass Efficiency Def. (134.3)	8th	80th
Interceptions (8)	T-11th	T-95th
Fumble Recoveries (10)	T-5th	T-58th
Net Punting (32.9)	12th	107th
Field Goals Pct. (.792)	7th	--
PAT Pct. (1.000)	T-1st	--
Kickoff Returns (22.2)	4th	52nd
Kickoff Return Defense (22.25)	10th	78th
Punt Returns (6.2)	10th	96th
Punt Return Defense (8.0)	5th	51st
Sacks By (19)	11th	T-96th
Sacks Allowed (28)	T-6th	T-83rd
First Downs (19.08)	6th	70th
Opp. First Downs (18.75)	8th	T-47th
3rd Down Conv. (.372)	8th	78th
Opp. 3rd Down Conv. (.450)	12th	107th
4th Down Conv. (.550)	4th	T-42nd
Opp. 4th Down Conv. (.333)	1st	T-12th
Penalty YPG (44.2)	3rd	24th
Opp. Penalty YPG (52.2)	5th	--
Time of Possession (29:35)	8th	70th
Turnover Margin (+2)	4th	50th
Redzone Offense (.821)	10th	T-56th
Redzone Defense (.814)	4th	T-53rd

HISTORY

Annual Ledger	82
Coaching Ledger	82
Annual Results	83-90
Milestone Games & Wins	90
Largest Crowds	90
Series Ledgers	91-93
Homecoming Results	93
Bowl Game Summaries	94-97
Duke Vs. Nationally-Ranked Opponents	98
Duke When Nationally-Ranked	99
Largest Comebacks	100
Overtime Games	100
Wins in Final Minute	100
Wins on Final Snap	100
Fourth Quarter Wins	101
Duke Vs. No. 1	102
Duke Vs. Reigning National Champions	102
Duke Vs. Heisman Trophy Winners	102
Lettermen	103-109
Captains	110
Honors & Awards	111-113
All-Star Game Participation	114
All-Time Assistant Coaches	114
All-Americans	115-119
College Football Hall of Fame	120
Pro Football Hall of Fame	121
Professional Draft Picks	122
NFL Roster	123
NFL Honors	124
Duke Quarterbacks (1951-present)	125-150

ANNUAL LEDGER

Year	Coach	Record	^Conf.	Finish	+AP	Pts.	Opp.
1888	Dr. John F. Crowell	2-1	—	—	—	41	49
1889	Dr. John F. Crowell	2-0	—	—	—	9	4
1890	—	0-1	—	—	—	4	10
1891	—	3-0	—	—	—	122	4
1892	—	1-3	—	—	—	38	108
1893	—	3-1	—	—	—	88	40
1894	—	0-1	—	—	—	0	28
1895-1919 — NO TEAM							
1920	Floyd J. Egan	4-0-1	—	—	—	53	20
1921	James Baldwin	6-1-2	—	—	—	147	32
1922	Herman Steiner	7-2-1	—	—	—	156	57
1923	S.M. Alexander	5-4	—	—	—	205	104
1924	Howard Jones	4-5	—	—	—	129	99
1925	Pat Herron	4-5	—	—	—	58	142
1926	James DeHart	3-6	—	—	—	124	106
1927	James DeHart	4-5	—	—	—	215	117
1928	James DeHart	5-5	—	—	—	155	117
1929	James DeHart	4-6	—	—	—	153	260
1930	James DeHart	8-1-2	4-1-1	4th	—	147	48
1931	Wallace Wade	5-3-2	3-3-1	8th	—	74	46
1932	Wallace Wade	7-3	5-3	9th	—	153	40
1933	Wallace Wade	9-1	4-0	1st	—	181	42
1934	Wallace Wade	7-2	3-1	T3rd	—	185	40
1935	Wallace Wade	8-2	5-0	1st	—	214	45
1936	Wallace Wade	9-1	7-0	1st	11	208	28
1937	Wallace Wade	7-2-1	5-1	4th	20	228	56
1938	Wallace Wade	9-1	5-0	1st	3	117	7
1939	Wallace Wade	8-1	5-0	1st	8	183	42
1940	Wallace Wade	7-2	4-1	2nd	18	203	52
1941	Wallace Wade	9-1	5-0	1st	2	327	68
1942	Eddie Cameron	5-4-1	3-1-1	5th	—	211	98
1943	Eddie Cameron	8-1	4-0	1st	7	335	34
1944	Eddie Cameron	6-4	4-0	1st	11	230	118
1945	Eddie Cameron	6-2	4-0	1st	13	229	114
1946	Wallace Wade	4-5	3-2	5th	—	134	86
1947	Wallace Wade	4-3-2	3-1-1	4th	19	79	90
1948	Wallace Wade	4-3-2	3-2-1	7th	—	144	92
1949	Wallace Wade	6-3	4-2	4th	—	260	117
1950	Wallace Wade	7-3	5-2	6th	—	202	108
1951	Bill Murray	5-4-1	4-2	6th	—	201	157
1952	Bill Murray	8-2	5-0	1st	16	227	72
1953	Bill Murray	7-2-1	4-0	T1st	18	217	81
1954	Bill Murray	8-2-1	4-0	1st	14	270	161
1955	Bill Murray	7-2-1	4-0	T1st	—	196	95
1956	Bill Murray	5-4-1	4-1	2nd	—	184	100
1957	Bill Murray	6-3-2	5-1-1	2nd	16	182	135
1958	Bill Murray	5-5	3-2	3rd	—	128	131
1959	Bill Murray	4-6	2-3	6th	—	104	159
1960	Bill Murray	8-3	5-1	1st	10	173	114
1961	Bill Murray	7-3	5-1	1st	20	183	106
1962	Bill Murray	8-2	6-0	1st	—	199	105
1963	Bill Murray	5-4-1	5-2	3rd	—	230	198
1964	Bill Murray	4-5-1	3-2-1	2nd	—	148	135
1965	Bill Murray	6-4	4-2	3rd	—	216	157
1966	Tom Harp	5-5	2-3	6th	—	164	237
1967	Tom Harp	4-6	2-4	6th	—	143	153
1968	Tom Harp	4-6	3-4	5th	—	214	287
1969	Tom Harp	3-6-1	3-3-1	3rd	—	161	224
1970	Tom Harp	6-5	5-2	2nd	—	229	252
1971	Mike McGee	6-5	2-3	3rd	—	170	149
1972	Mike McGee	5-6	3-3	4th	—	132	156
1973	Mike McGee	2-8-1	1-4-1	5th	—	132	204
1974	Mike McGee	6-5	2-4	5th	—	201	208
1975	Mike McGee	4-5-2	3-0-2	2nd	—	197	212
1976	Mike McGee	5-5-1	2-3-1	4th	—	234	245

Year	Coach	Record	^Conf.	Finish	+AP	Pts.	Opp.
1977	Mike McGee	5-6	2-4	5th	—	231	221
1978	Mike McGee	4-7	2-4	5th	—	108	247
1979	Shirley "Red" Wilson	2-8-1	0-6	7th	—	152	264
1980	Shirley "Red" Wilson	2-9	1-5	7th	—	214	296
1981	Shirley "Red" Wilson	6-5	3-3	4th	—	221	243
1982	Shirley "Red" Wilson	6-5	3-3	T3rd	—	307	290
1983	Steve Sloan	3-8	3-3	4th	—	246	350
1984	Steve Sloan	2-9	1-5	6th	—	128	301
1985	Steve Sloan	4-7	2-5	T6th	—	193	252
1986	Steve Sloan	4-7	2-5	6th	—	200	284
1987	Steve Spurrier	5-6	2-5	7th	—	301	243
1988	Steve Spurrier	7-3-1	3-3-1	6th	—	324	324
1989	Steve Spurrier	8-4	6-1	T1st	—	377	335
1990	Barry Wilson	4-7	1-6	7th	—	240	295
1991	Barry Wilson	4-6-1	1-6	T7th	—	231	280
1992	Barry Wilson	2-9	0-8	9th	—	265	343
1993	Barry Wilson	3-8	2-6	7th	—	214	349
1994	Fred Goldsmith	8-4	5-3	T3rd	—	380	281
1995	Fred Goldsmith	3-8	1-7	8th	—	282	386
1996	Fred Goldsmith	0-11	0-8	9th	—	162	379
1997	Fred Goldsmith	2-9	0-8	9th	—	223	341
1998	Fred Goldsmith	4-7	2-6	T6th	—	229	319
1999	Carl Franks	3-8	3-5	T6th	—	217	363
2000	Carl Franks	0-11	0-8	9th	—	155	430
2001	Carl Franks	0-11	0-8	9th	—	212	491
2002	Carl Franks	2-10	0-8	9th	—	227	353
2003*	Carl Franks	4-8	2-6	8th	—	211	343
2004	Ted Roof	2-9	1-7	T10th	—	183	322
2005	Ted Roof	1-10	0-8	6th	—	177	408
2006	Ted Roof	0-12	0-8	6th	—	179	406
2007	Ted Roof	1-11	0-8	6th	—	215	398
2008	David Cutcliffe	4-8	1-7	6th	—	241	281
2009	David Cutcliffe	5-7	3-5	5th	—	302	340
Totals		453-465-31	134-233-6	—	—	18,123	17,659

^Southern Conference (1930-52); Atlantic Coast Conference (1953-present)

+Associated Press final national ranking

*Ted Roof served as interim head coach for the final 5 games (2-3)

ALL-TIME COACHING LEDGER

Coach	Years	Record	Pct.
Dr. John Crowell	1888-89	4-1-0	.800
No Coach	1890-94	7-6-0	.539
Floyd J. Egan	1920	4-0-1	.900
James Baldwin	1921	6-1-2	.778
Herman Steiner	1922	7-2-1	.750
S.M. Alexander	1923	5-4-0	.556
Howard Jones	1924	4-5-0	.444
Pat Herron	1925	4-5-0	.444
James DeHart	1926-30	24-23-2	.510
Wallace Wade	1931-41; 1946-50	110-36-7	.742
Eddie Cameron	1942-45	25-11-1	.689
Bill Murray	1951-65	93-51-9	.637
Tom Harp	1966-70	22-28-1	.441
Mike McGee	1971-78	37-47-4	.443
Shirley "Red" Wilson	1979-82	16-27-1	.375
Steve Sloan	1983-86	13-31-0	.295
Steve Spurrier	1987-89	20-13-1	.603
Barry Wilson	1990-93	13-30-1	.307
Fred Goldsmith	1994-98	17-39-0	.304
Carl Franks	1999-03	7-45-0	.135
Ted Roof	2003-07	6-45-0	.118
David Cutcliffe	2008-present	9-15-0	.375
1888-present		453-465-31	.494

ALL-TIME RESULTS

1888-89

Overall Record: 2-1

Head Coach: Dr. John Crowell

Captain: W.A. Johnston

N 27	North Carolina	N ¹	W	16-0	600
M 8	North Carolina	N ¹	W	25-17	700
M 29	Wake Forest	N ¹	L	0-32	

1889

Overall Record: 2-0

Head Coach: Dr. John Crowell

Captain: S.J. Durham

	North Carolina	H	W	1-0	Forfeit
N 27	Wake Forest	A	W	8-4	

1890

Overall Record: 0-1

Head Coach: None

Captain: Robert L. Durham

N 29	Virginia	N ²	L	4-10	
------	----------	----------------	---	------	--

1891

Overall Record: 3-0

Head Coach: None

Captain: Tom Daniels

N 14	Furman	N ³	W	96-0	
N 20	North Carolina	A	W	6-4	
N 28	Virginia	N ²	W	20-0	

1892

Overall Record: 1-3

Head Coach: None

Captain: W.W. Flowers

N 12	North Carolina	A	L	0-24	
	VMI	A	L	0-32	
N 22	Auburn	A	W	34-6	
N 24	Virginia	N ⁴	L	4-46	

1893

Overall Record: 3-1

Head Coach: None

Captain: Alphonso Avery, Jr.

O 18	Wake Forest	N ¹	W	12-6	
O 28	North Carolina	H	W	6-4	
N 4	Tennessee	H	W	70-0	
N 11	Virginia	N ⁵	L	0-30	

1894

Overall Record: 0-1

Head Coach: None

Captain: Plato Durham

O 24	North Carolina	A	L	0-28	
------	----------------	---	---	------	--

1920

Overall Record: 4-0-1

Head Coach: Floyd J. Egan

Captain: B.B. Jones

O 16	Guilford		W	20-7	
O 23	Emory & Henry		W	7-0	
O 30	Lynchburg		W	13-7	
N 13	Elon		W	13-6	
N 25	Wofford		T	0-0	

1921

Overall Record: 6-1-2

Head Coach: James Baldwin

Captain: Richard Leach

	Lynchburg	H	W	14-13	
O 8	William & Mary	H	L	0-12	
O 15	Randolph-Macon	H	W	6-0	
O 22	Emory & Henry	A	W	7-0	
O 29	Elon	H	T	0-0	
N 5	Guilford	H	W	28-0	
N 11	Wake Forest	N ¹	W	17-0	
N 19	New York University	A	T	7-7	
N 24	Wofford	A	W	68-0	

1922

Overall Record: 7-2-1

Head Coach: Herman Steiner

Captain: Tom Neal

	Guilford		W	43-0	
	Hampden-Sydney		W	27-0	
O 12	North Carolina	A	L	0-20	
	William & Mary		L	7-13	
	Davidson	N ⁸	W	12-0	
	Oglethorpe		W	7-6	
N 11	Wake Forest	N ¹	W	3-0	
	Randolph-Macon		W	25-12	
	Presbyterian		T	6-6	
	Wofford		W	26-0	

1923

Overall Record: 5-4

Head Coach: S.M. Alexander

Captain: Jimmy Simpson

S 29	Guilford		W	68-0	
O 6	Randolph-Macon		W	54-0	
O 12	North Carolina	H	L	6-14	
O 20	William & Mary	N ⁶	L	0-21	
O 27	Virginia	A	L	0-33	
N 3	Elon	N ⁷	W	33-0	
N 10	Wake Forest	A	L	6-16	
N 24	Newberry	H	W	20-14	
N 29	Davidson	N ⁸	W	18-6	

1924

Overall Record: 4-5

Head Coach: Howard Jones

Captain: Game captains

	N.C. State	A	L	0-14	
	Guilford	H	W	33-6	
O 11	North Carolina	A	L	0-6	
	Richmond	A	W	14-0	
	William & Mary	N ⁹	L	3-21	
	Elon	H	W	54-0	
N 11	Wake Forest	H	L	0-32	
	Wofford	H	W	12-0	
	Davidson	H	L	13-20	

1925

Overall Record: 4-5

Head Coach: Pat Herron

Captain: Fred Grigg

	Guilford	H	W	33-0	
	N.C. State	H	L	0-13	
O 10	North Carolina	H	L	0-41	
O 17	Elon	A	W	6-0	
O 24	William & Mary	N ⁹	L	0-41	
O 31	Richmond	H	W	10-0	
N 7	Wake Forest	H	L	3-21	
N 20	Wofford	A	W	6-0	
N 25	Davidson	A	L	0-26	

1926

Overall Record: 3-6

Head Coach: James DeHart

Captain: James Thompson

	Guilford	H	W	32-0	
	Richmond	A	L	7-9	
	Elon	H	W	32-0	
O 16	North Carolina	A	L	0-6	
O 30	Wake Forest	N ¹⁰	L	0-21	
N 5	Columbia	A	L	0-24	
N 12	N.C. State	A	L	19-26	
N 19	Wofford	H	W	34-0	
N 24	Davidson	H	L	0-20	

1927

Overall Record: 4-5

Head Coach: James DeHart

Captain: C.C. Bennett

S 23	Furman	H	L	7-13	
O 1	Boston College	A	W	25-9	
O 8	Washington & Lee	A	L	7-12	
O 15	Richmond	H	W	72-0	
O 22	Navy	A	L	6-32	
O 29	Wake Forest	A	W	32-6	
N 12	N.C. State	H	L	18-20	12,000
N 19	North Carolina	H	L	0-18	
N 23	Davidson	A	W	48-7	

1928

Overall Record: 5-5

Head Coach: James DeHart

Captain: Roy Hunter

S 29	Furman	A	L	0-6	
O 6	South Dakota	H	W	25-7	
O 13	Boston College	A	L	0-19	
O 20	Navy	A	L	0-6	
O 27	Georgetown	A	L	0-35	
N 3	Mercer	H	W	38-18	
N 10	Wake Forest	H	W	38-0	
N 17	N.C. State	A	W	14-12	
N 29	Davidson	H	W	33-0	
D 8	North Carolina	A	L	7-14	

1929

Overall Record: 4-6

Head Coach: James DeHart

Captain: Henry Kistler

	Mercer	A	W	19-6	
O 5	Pittsburgh	H	L	7-52	25,000
O 19	Navy	A	L	13-45	
O 26	Villanova	A	L	12-58	
N 2	Boston College	A	L	12-20	
N 9	Louisiana State	H	W	32-6	
N 16	N.C. State	H	W	19-12	
N 23	Wake Forest	H	W	20-0	500
N 28	Davidson	A	L	12-13	
D 7	North Carolina	H	L	7-48	

1930

Overall Record: 8-1-2

SC: 4-1-1 (4th)

Head Coach: James DeHart

Captain: Lee Davis

S 27	South Carolina	H	L	0-22	
O 4	Virginia	H	W	32-0	
O 11	Davidson	H	W	12-0	
O 18	Navy	A	W	18-0	
O 25	Wofford	H	W	14-0	
N 1	Villanova	A	W	12-6	
N 8	Kentucky	H	W	14-7	
N 15	N.C. State	A	W	18-0	
N 22	Wake Forest	A	T	13-13	
N 27	Washington & Lee	H	W	14-0	
D 6	North Carolina	A	T	0-0	

1931

Overall Record: 5-3-2 SC: 3-3-1 (8th)
Head Coach: Wallace Wade
Captain: Kidd Brewer

S 26	South Carolina	A	L	0-7
O 3	VMI	H	W	13-0
O 10	Villanova	H	W	18-0
O 17	Davidson	A	T	0-0
O 23	Wake Forest	H	W	28-0
O 31	Tennessee	A	L	2-25
N 7	Kentucky	A	W	7-0
N 14	N.C. State	H	L	0-14
N 21	North Carolina	H	T	0-0
N 28	Washington & Lee	A	W	6-0

1932

Overall Record: 7-3 SC: 5-3 (9th)
Head Coach: Wallace Wade
Captain: Lowell Mason

S 24	Davidson	H	W	13-0
O 1	VMI	A	W	44-0
O 8	Auburn	A	L	7-18
O 15	Maryland	H	W	34-0
O 21	Wake Forest	H	W	9-0
O 29	Tennessee	A	L	13-16
N 5	Kentucky	H	W	13-0
N 12	N.C. State	A	L	0-6
N 19	North Carolina	A	W	7-0
N 25	Washington & Lee	H	W	13-0

1933

Overall Record: 9-1 SC Champions SC: 4-0 (1st)
Head Coach: Wallace Wade
Captain: Carl Schock

S 30	VMI	N ⁷	W	37-6	10,000
O 7	Wake Forest	H	W	22-0	
O 14	Tennessee	H	W	10-2	22,000
O 21	Davidson	A	W	19-7	
O 28	Kentucky	A	W	14-7	15,000
N 4	Auburn	H	W	13-7	
N 11	Maryland	A	W	38-7	10,000
N 18	North Carolina	H	W	21-0	32,000
N 25	N.C. State	H	W	7-0	10,000
D 2	Georgia Tech	A	L	0-6	16,000

1934

Overall Record: 7-2 SC: 3-1 (13rd)
Head Coach: Wallace Wade
Captain: Jack Dunlap

S 29	VMI	A	W	46-0	
O 6	Clemson	H	W	20-6	7,000
O 13	Georgia Tech	H	W	20-0	30,000
O 20	Davidson	A	W	20-0	10,000
O 27	Tennessee	A	L	6-14	20,000
N 3	Auburn	A	W	13-6	3,000
N 10	Wake Forest	H	W	28-7	
N 17	North Carolina	A	L	0-7	30,000
D 1	N.C. State	H	W	32-0	9,000

1935

Overall Record: 8-2 SC Champions SC: 5-0 (1st)
Head Coach: Wallace Wade
Captain: James Johnston

S 21	Wake Forest	N ⁷	W	26-7	13,000
S 28	South Carolina	H	W	47-0	8,000
O 5	Washington & Lee	N ²	W	26-0	15,000
O 12	Clemson	H	W	38-12	9,000
O 19	Georgia Tech	A	L	0-6	12,000
O 25	Auburn	H	L	0-7	8,000
N 2	Tennessee	H	W	19-6	15,000
N 9	Davidson	A	W	26-7	7,000
N 16	North Carolina	H	W	25-0	46,880
N 23	N. C. State	A	W	7-0	10,000

1936

Overall Record: 9-1 SC Champions SC: 7-0 (1st)
Final National Ranking: 11th (AP)
Head Coach: Wallace Wade
Captain: Ace Parker

S 19	Davidson	N ⁷	W	13-0	9,101
S 26	Colgate	H	W	6-0	22,360
O 3	South Carolina	A	W	21-0	6,382
O 10	Clemson	H	W	25-0	4,127
O 17	Georgia Tech	H	W	19-6	29,953
O 24	Tennessee (-/2)	A	L	13-15	13,263
O 31	Washington & Lee (13/-)	N ²	W	51-0	6,691
N 7	Wake Forest (15/-)	A	W	20-0	3,546
N 14	North Carolina (13/-)	A	W	27-7	32,000
N 26	N.C. State (11/-)	H	W	13-0	17,320

1937

Overall Record: 7-2-1 SC: 5-1 (4th)
Final National Ranking: 20th (AP)
Head Coach: Wallace Wade
Captain: Woodrow Lipscomb

S 25	Virginia Tech	N ⁷	W	25-0	7,768
O 2	Davidson	A	W	34-6	5,128
O 9	Tennessee	H	T	0-0	31,683
O 16	Georgia Tech	A	W	20-19	24,344
O 23	Colgate (10/-)	A	W	13-0	7,606
O 30	Washington & Lee (13/-)	N ²	W	43-0	6,426
N 6	Wake Forest (11/-)	H	W	67-0	1,735
N 13	North Carolina (8/-)	H	L	6-14	35,854
N 20	N.C. State	A	W	20-7	6,110
N 27	Pittsburgh (18/1)	H	L	0-10	36,165

1938

Overall Record: 9-1 SC Champions • Rose Bowl SC: 5-0 (1st)
Final National Ranking: 3rd (AP)
Head Coach: Wallace Wade
Captains: Dan Hill & Eric Tipton

S 24	Virginia Tech	N ⁷	W	18-0	
O 1	Davidson	H	W	27-0	
O 8	Colgate	N ¹¹	W	7-0	24,000
O 15	Georgia Tech	H	W	6-0	30,000
O 22	Wake Forest (9/-)	N ¹²	W	7-0	
O 29	North Carolina (11/-)	A	W	14-0	35,000
N 12	Syracuse (7/-)	A	W	21-0	
N 19	N.C. State (4/-)	H	W	7-0	15,000
N 26	Pittsburgh (3/4)	H	W	7-0	49,138
J 2	Southern California (3/7)	N ¹³	L	3-7	93,000

1939

Overall Record: 8-1 SC Champions SC: 5-0 (1st)
Final National Ranking: 8th (AP)
Head Coach: Wallace Wade
Captain: Allen Johnson

S 30	Davidson	A	W	26-6	10,000
O 7	Colgate	H	W	37-0	20,000
O 14	Pittsburgh	A	L	13-14	50,000
O 21	Syracuse (13/-)	H	W	33-6	20,000
O 28	Wake Forest (12/-)	H	W	6-0	16,000
N 4	Georgia Tech (12/-)	A	W	7-6	30,000
N 11	VMI (15/-)	A	W	20-7	12,000
N 18	North Carolina (13/7)	H	W	13-3	52,000
N 25	N.C. State (8/-)	A	W	28-0	

1940

Overall Record: 7-2 SC: 4-1 (2nd)
Final National Ranking: 18th (AP)
Head Coach: Wallace Wade
Captain: Alex Winterson

S 28	VMI	H	W	23-0	7,000
O 5	Tennessee	A	L	0-13	25,000
O 19	Colgate	A	W	13-0	14,000
O 26	Wake Forest	A	W	23-0	12,000
N 2	Georgia Tech (19/-)	H	W	41-7	34,000
N 9	Davidson (12/-)	A	W	46-13	5,000
N 16	North Carolina (12/-)	A	L	3-6	41,000
N 23	N.C. State	H	W	42-6	10,000
N 30	Pittsburgh (20/-)	H	W	12-7	27,000

1941

Overall Record: 9-1 SC Champions • Rose Bowl SC: 5-0 (1st)
Final National Ranking: 2nd (AP)
Head Coach: Wallace Wade
Captain: Bob Barnett

S 27	Wake Forest	H	W	43-14	7,000
O 4	Tennessee	H	W	19-0	45,000
O 11	Maryland	N ¹⁴	W	50-0	14,000
O 18	Colgate (3/-)	H	W	27-14	25,000
O 25	Pittsburgh (4/-)	A	W	27-14	28,000
N 1	Georgia Tech (4/-)	A	W	14-0	27,000
N 8	Davidson (4/-)	A	W	56-0	10,000
N 15	North Carolina (3/-)	H	W	20-0	45,000
N 22	N.C. State (3/-)	A	W	55-6	10,000
J 1	Oregon State (2/12)	H	L	16-20	56,000

1942

Overall Record: 5-4-1 SC: 3-1-1 (5th)
Head Coach: Eddie Cameron
Captain: Jim Smith

S 26	Davidson	N ¹²	W	21-0	2,500
O 3	Wake Forest	A	L	7-20	7,000
O 10	Georgia Navy	H	L	12-26	8,000
O 17	Colgate (-/9)	N ¹¹	W	34-0	15,000
O 24	Pittsburgh	A	W	28-0	20,000
O 31	Georgia Tech (-/9)	H	L	7-26	24,000
N 7	Maryland	H	W	42-0	9,000
N 14	North Carolina	A	T	13-13	32,000
N 21	N.C. State	H	W	47-0	16,000
N 28	Jacksonville NAS	A	L	0-13	7,500

1943

Overall Record: 8-1 SC Champions SC: 4-0 (1st)
Final National Ranking: 7th (AP)
Head Coach: Eddie Cameron
Captain: Game captains

S 8	Camp Lejeune	H	W	40-0	12,700
S 25	Richmond	H	W	61-0	7,415
O 2	N.C. Pre-Flight	H	W	42-0	6,179
O 9	Navy (5/4)	N ¹⁴	L	13-14	55,600
O 16	North Carolina (6/-)	H	W	14-7	27,700
O 30	Georgia Tech (8/-)	A	W	14-7	30,000
N 6	N.C. State (9/-)	A	W	75-0	5,000
N 13	Virginia (7/-)	H	W	49-0	6,000
N 20	North Carolina (6/-)	A	W	27-6	27,000

1944	<i>SC Champions • Sugar Bowl</i>	1949		1954	<i>ACC Champions • Orange Bowl</i>
Overall Record: 6-4	SC: 4-0 (1st)	Overall Record: 6-3	SC: 4-2 (4th)	Overall Record: 8-2-1	ACC: 4-0 (1st)
Final National Ranking: 11th (AP)		Head Coach: Wallace Wade		Final National Ranking: 14th (AP); 14th (UPI)	
Head Coach: Eddie Cameron		Captain: Louis Allen		Head Coach: Bill Murray	
Captain: Gordon Carver				Captain: Jerry Barger	

S 23	Richmond	H	W	61-7	8,250
S 30	Pennsylvania	A	L	7-18	40,000
O 7	N.C. Pre-Flight	H	L	6-13	19,000
O 14	Navy (-/6)	N ¹⁴	L	0-7	25,000
O 21	Army (-/2)	N ¹⁵	L	7-27	45,000
N 4	Georgia Tech (-/5)	H	W	19-13	30,000
N 11	Wake Forest (20/12)	H	W	34-0	28,000
N 18	South Carolina (10/-)	A	W	34-7	12,000
N 25	North Carolina (11/-)	A	W	33-0	20,000
J 1	Alabama (11/-)	N ¹⁶	W	29-26	73,000

1945	<i>SC Champions</i>	1950	
Overall Record: 6-2	SC: 4-0 (1st)	Overall Record: 7-3	SC: 5-2 (6th)
Final National Ranking: 13th (AP)		Head Coach: Wallace Wade	
Head Coach: Eddie Cameron		Captain: Billy Cox	
Captains: Ernie Knotts & Kelley Mote			

S 22	South Carolina	H	W	60-0	12,000
S 29	Bogue Field	H	W	76-0	22,000
O 6	Navy	H	L	0-21	44,000
O 13	Wake Forest (13/-)	A	W	26-19	18,000
O 27	Army (19/1)	N ¹⁵	L	13-48	44,687
N 3	Georgia Tech (18/-)	A	W	14-6	30,000
N 10	N.C. State (16/-)	H	W	26-13	15,000
N 24	North Carolina (15/-)	H	W	14-7	44,000

1946		1951	
Overall Record: 4-5	SC: 3-2 (5th)	Overall Record: 5-4-1	SC: 4-2 (6th)
Head Coach: Wallace Wade		Head Coach: Bill Murray	
Captain: Bill Milner		Captain: James Gibson	

S 28	N.C. State	A	L	6-13	22,000
O 5	Tennessee	H	L	7-12	42,000
O 12	Navy	N ¹⁴	W	21-6	38,704
O 19	Richmond (12/-)	H	W	41-0	10,000
O 26	Army (13/1)	N ¹⁵	L	0-19	59,031
N 2	Georgia Tech (19/16)	H	L	0-14	44,000
N 9	Wake Forest (-/13)	H	W	13-0	25,000
N 16	South Carolina (20/-)	A	W	39-0	18,000
N 23	North Carolina (-/14)	A	L	7-22	43,385

1947		1952	<i>SC Champions</i>
Overall Record: 4-3-2	SC: 3-1-1 (4th)	Overall Record: 8-2	SC: 5-0 (1st)
Final National Ranking: 19th (AP)		Final National Ranking: 16th (AP); 18th (UPI)	
Head Coach: Wallace Wade		Head Coach: Bill Murray	
Captain: Ben Cittadino		Captain: Louis Tepe	

S 27	N.C. State	H	W	7-0	38,000
O 4	Tennessee	A	W	19-7	41,000
O 11	Navy (13/-)	N ¹⁴	T	14-14	35,000
O 18	Maryland (17/-)	H	W	19-7	20,000
O 25	Wake Forest (15/11)	A	W	13-6	25,000
N 1	Georgia Tech (9/6)	A	L	0-7	38,000
N 8	Missouri (13/-)	H	L	7-28	30,000
N 15	South Carolina	H	T	0-0	6,000
N 22	North Carolina (13/-)	H	L	0-21	56,500

1948		1953	<i>ACC Champions</i>
Overall Record: 4-3-2	SC: 3-2-1 (7th)	Overall Record: 7-2-1	ACC: 4-0 (11st)
Head Coach: Wallace Wade		Final National Ranking: 18th (AP); 18th (UPI)	
Captain: Al DeRogatis		Head Coach: Bill Murray	
		Captain: Howard Pitt	

S 25	N.C. State	A	T	0-0	20,000
O 2	Tennessee	H	T	7-7	22,000
O 9	Navy	H	W	28-7	25,000
O 16	Maryland (18/-)	N ¹⁷	W	13-12	22,000
O 23	Virginia Tech (15/-)	N ¹⁸	W	7-0	13,500
O 30	Georgia Tech (-/6)	H	L	7-19	32,000
N 6	Wake Forest (-/18)	H	L	20-27	20,000
N 13	George Washington	H	W	62-0	12,000
N 20	North Carolina (-/5)	A	L	0-20	44,500

S 24	Richmond	H	W	67-0	12,000
O 1	Tennessee	A	W	21-7	40,000
O 8	Navy (14/-)	A	L	14-28	22,000
O 15	N.C. State	H	W	14-13	20,000
O 22	Virginia Tech	H	W	55-7	10,000
O 29	Georgia Tech	A	W	27-14	38,000
N 5	Wake Forest (16/-)	H	L	7-27	35,000
N 12	George Washington	A	W	35-0	9,823
N 19	North Carolina	H	L	20-21	57,500

1950		1955	<i>ACC Champions</i>
Overall Record: 7-3	SC: 5-2 (6th)	Overall Record: 7-2-1	ACC: 4-0 (11st)
Head Coach: Wallace Wade		Final National Ranking: 16th (UPI)	
Captain: Billy Cox		Head Coach: Bill Murray	
		Captain: Jesse Birchfield	

S 23	South Carolina (16/-)	A	W	14-0	28,000
S 30	Pittsburgh (16/-)	H	W	28-14	25,000
O 7	Tennessee (14/-)	H	L	7-28	30,000
O 14	N.C. State	A	W	7-0	16,500
O 21	Richmond	A	W	41-0	4,000
O 28	Maryland	H	L	14-26	20,000
N 4	Georgia Tech	H	W	30-21	30,000
N 11	Wake Forest	H	L	7-13	25,000
N 18	Virginia Tech	N ¹²	W	47-6	5,000
N 25	North Carolina	A	W	7-0	40,000

1951		1956	
Overall Record: 5-4-1	SC: 4-2 (6th)	Overall Record: 5-4-1	ACC: 4-1 (2nd)
Head Coach: Bill Murray		Final National Ranking: 20th (UPI)	
Captain: James Gibson		Head Coach: Bill Murray	
		Captain: Buddy Bass	

S 22	South Carolina	A	W	34-6	28,000
S 29	Pittsburgh	A	W	19-14	20,000
O 6	Tennessee (-/3)	A	L	0-26	45,000
O 13	N.C. State	H	W	27-21	23,000
O 20	Virginia Tech	N ⁹	W	55-6	20,000
O 27	Virginia	H	L	7-30	25,000
N 3	Georgia Tech (-/5)	A	T	14-14	36,000
N 10	Wake Forest	H	L	13-19	30,000
N 17	William & Mary	A	L	13-14	14,000
N 24	North Carolina	H	W	19-7	50,000

1952	<i>SC Champions</i>	1957	<i>Orange Bowl</i>
Overall Record: 8-2	SC: 5-0 (1st)	Overall Record: 6-3-2	ACC: 5-1-1 (2nd)
Final National Ranking: 16th (AP); 18th (UPI)		Final National Ranking: 16th (AP); 14th (UPI)	
Head Coach: Bill Murray		Head Coach: Bill Murray	
Captain: Louis Tepe		Captain: Hal McElhany	

S 20	Washington & Lee (19/-)	H	W	34-0	16,000
S 26	SMU (19/-)	A	W	14-7	28,000
O 4	Tennessee (10/11)	H	W	7-0	35,000
O 11	South Carolina (6/-)	A	W	33-7	22,000
O 18	N.C. State (5/-)	A	W	57-0	11,500
O 25	Virginia (6/9)	A	W	21-7	35,000
N 1	Georgia Tech (6/4)	H	L	7-28	45,000
N 8	Navy (12/-)	H	L	6-16	25,000
N 15	Wake Forest	A	W	14-7	10,000
N 22	North Carolina (20/-)	A	W	34-0	42,000

1953	<i>ACC Champions</i>	1958	<i>Orange Bowl</i>
Overall Record: 7-2-1	ACC: 4-0 (11st)	Overall Record: 6-3-2	ACC: 5-1-1 (2nd)
Final National Ranking: 18th (AP); 18th (UPI)		Final National Ranking: 16th (AP); 14th (UPI)	
Head Coach: Bill Murray		Head Coach: Bill Murray	
Captain: Howard Pitt		Captain: Hal McElhany	

S 19	South Carolina (10/-)	A	W	20-7	30,000
S 26	Wake Forest (10/-)	H	W	19-0	20,000
O 3	Tennessee (12/-)	A	W	21-7	30,000
O 10	Purdue (8/-)	H	W	20-14	30,000
O 17	Army (7/-)	N ¹⁵	L	13-14	23,000
O 24	N.C. State (16/-)	H	W	31-0	15,000
O 31	Virginia (13/-)	N ⁹	W	48-6	25,000
N 7	Navy (10/-)	N ¹⁴	T	0-0	15,000
N 21	Georgia Tech (15/12)	A	L	10-13	40,000
N 28	North Carolina	H	W	35-20	40,000

S 25	Pennsylvania (19/-)	A	W	52-0	31,000
O 2	Tennessee (7/-)	H	W	7-6	30,000
O 9	Purdue (6/5)	A	T	13-13	47,000
O 16	Army (6/18)	H	L	14-28	42,500
O 23	N.C. State (19/-)	A	W	21-7	10,200
O 30	Georgia Tech (16/-)	H	W	21-20	33,000
N 6	Navy (11/19)	N ⁹	L	7-40	28,000
N 13	Wake Forest	A	W	28-21	10,000
N 20	South Carolina	H	W	26-7	13,000
N 27	North Carolina (20/-)	A	W	47-12	35,000
J 1	Nebraska (14/-)	N ¹⁹	W	34-7	68,750

1955	<i>ACC Champions</i>	1960	<i>Orange Bowl</i>
Overall Record: 7-2-1	ACC: 4-0 (11st)	Overall Record: 7-2-1	ACC: 4-0 (11st)
Final National Ranking: 16th (UPI)		Final National Ranking: 16th (UPI)	
Head Coach: Bill Murray		Head Coach: Bill Murray	
Captain: Jesse Birchfield		Captain: Jesse Birchfield	

S 24	N.C. State	A	W	33-7	20,000
O 1	Tennessee (16/-)	A	W	21-0	25,500
O 8	William & Mary (13/-)	H	W	47-7	15,000
O 15	Ohio State (11/14)	A	W	20-14	82,254
O 22	Pittsburgh (5/-)	H	L	7-26	31,000
O 29	Georgia Tech (17/12)	A	L	0-27	40,000
N 5	Navy (-/9)	N ¹⁴	T	7-7	27,119
N 12	South Carolina (18/-)	A	W	41-7	18,000
N 19	Wake Forest (20/-)	H	W	14-0	15,000
D 3	North Carolina	H	W	6-0	34,000

1956		1961	
Overall Record: 5-4-1	ACC: 4-1 (2nd)	Overall Record: 5-4-1	ACC: 4-1 (2nd)
Final National Ranking: 20th (UPI)		Final National Ranking: 20th (UPI)	
Head Coach: Bill Murray		Head Coach: Bill Murray	
Captain: Buddy Bass		Captain: Buddy Bass	

S 22	South Carolina (16/-)	A	L	0-7	25,000
S 29	Virginia	A	W	40-7	17,000
O 6	Tennessee (-/9)	H	L	20-33	22,000
O 13	SMU (-/19)	H	W	14-6	25,000
O 20	Pittsburgh (-/16)	N ⁹	L	14-27	26,000
O 27	N.C. State	H	W	42-0	12,000
N 3	Georgia Tech (-/2)	H	L	0-7	38,000
N 10	Navy (-/12)	H	T	7-7	25,000
N 17	Wake Forest	A	W	26-0	6,000
N 24	North Carolina	A	W	21-6	36,000

1957	<i>Orange Bowl</i>	1962	<i>Orange Bowl</i>
Overall Record: 6-3-2	ACC: 5-1-1 (2nd)	Overall Record: 6-3-2	ACC: 5-1-1 (2nd)
Final National Ranking: 16th (AP); 14th (UPI)		Final National Ranking: 16th (AP); 14th (UPI)	
Head Coach: Bill Murray		Head Coach: Bill Murray	
Captain: Hal McElhany		Captain: Hal McElhany	

S 21	South Carolina (10/-)	A	W	26-14	40,000
S 28	Virginia (7/-)	H	W	40-0	14,000
O 5	Maryland (4/-)	H	W	14-0	25,000
O 12	Rice (5/15)	A	W	7-6	52,000
O 19	Wake Forest (5/-)	H	W	34-7	17,600
O 26	N.C. State (4/11)	A	T	14-14	21,000
N 2	Georgia Tech (7/-)	A	L	0-13	40,000
N 9	Navy (16/7)	N ¹⁴	T	6-6	31,000
N 16	Clemson (11/14)	H	W	7-6	22,000
N 23	North Carolina (11/-)	H	L	13-21	40,000
J 1	Oklahoma (16/-)	N ¹⁹	L	21-48	76,318

1958

Overall Record: 5-5 ACC: 3-2 (3rd)
Head Coach: Bill Murray
Captain: Pryor Millner

S 20	South Carolina	A	L	0-8	38,000
S 27	Virginia	A	L	12-15	15,000
O 4	Illinois	H	W	15-13	25,000
O 11	Baylor	H	W	12-7	26,000
O 18	Notre Dame (-/12)	A	L	7-9	59,068
O 25	N.C. State	H	W	20-13	20,000
N 1	Georgia Tech	H	L	8-10	30,000
N 8	LSU (-/1)	A	L	18-50	63,000
N 15	Wake Forest	A	W	29-0	20,000
N 22	North Carolina (-/17)	A	W	7-6	44,500

1959

Overall Record: 4-6 ACC: 2-3 (6th)
Head Coach: Bill Murray
Captain: Mike McGee

S 19	South Carolina	A	L	7-12	37,000
S 26	Ohio State (-/12)	A	L	13-14	82,834
O 3	Rice	H	W	24-7	21,000
O 10	Pittsburgh	A	L	0-12	38,749
O 17	Army	H	L	6-21	33,500
O 24	N.C. State	A	W	17-15	14,000
O 31	Georgia Tech (-/9)	A	W	10-7	44,174
N 7	Clemson (-/10)	A	L	0-6	40,000
N 14	Wake Forest	H	W	27-15	25,000
N 26	North Carolina	H	L	0-50	33,000

1960

ACC Champions • Cotton Bowl
Overall Record: 8-3 ACC: 5-1 (1st)
Final National Ranking: 10th (AP); 11th (UPI)
Head Coach: Bill Murray
Captains: Art Browning & Butch Allie

S 24	South Carolina	A	W	31-0	37,000
O 1	Maryland	A	W	20-7	25,000
O 8	Michigan	A	L	6-31	77,183
O 15	N.C. State	H	W	17-13	28,000
O 22	Clemson	H	W	21-6	33,000
O 29	Georgia Tech (15-)	H	W	6-0	40,000
N 5	Navy (13/4)	H	W	19-10	46,000
N 12	Wake Forest (7/-)	A	W	34-7	16,500
N 19	North Carolina (6/-)	A	L	6-7	42,000
D 3	UCLA (10/-)	A	L	6-27	23,357
J 2	Arkansas (10/7)	N ²⁰	W	7-6	74,000

1961

ACC Champions
Overall Record: 7-3 ACC: 5-1 (1st)
Final National Ranking: 20th (AP)
Head Coach: Bill Murray
Captain: Jack Wilson

S 23	South Carolina	A	W	7-6	35,000
S 30	Virginia	N ²	W	42-0	20,000
O 7	Wake Forest	H	W	23-3	20,000
O 14	Georgia Tech	A	L	0-21	44,015
O 21	Clemson	H	L	7-17	30,000
O 28	N.C. State	A	W	17-6	21,800
N 4	Michigan	A	L	14-28	56,488
N 11	Navy	N ⁹	W	30-9	32,000
N 18	North Carolina	H	W	6-3	41,000
D 2	Notre Dame	H	W	37-13	35,000

1962

ACC Champions
Overall Record: 8-2 ACC: 6-0 (1st)
Final National Ranking: 14th (UPI)
Head Coach: Bill Murray
Captain: Johnny Markas

S 22	Southern California (8/-)	A	L	7-14	26,400
S 29	South Carolina	H	W	21-8	24,500
O 6	Florida	N ²¹	W	28-21	30,000
O 13	California	H	W	21-7	31,000
O 20	Clemson	A	W	16-0	38,000
O 27	N.C. State	H	W	21-14	23,000
N 3	Georgia Tech	H	L	9-20	44,000
N 10	Maryland	H	W	10-7	26,000
N 17	Wake Forest	A	W	50-0	12,000
N 24	North Carolina	A	W	16-14	40,000

1963

Overall Record: 5-4-1 ACC: 5-2 (3rd)
Head Coach: Bill Murray
Captain: Chuck Walker

S 21	South Carolina	H	W	22-14	25,000
S 28	Virginia	A	W	30-8	17,000
O 5	Maryland	N ²	W	30-12	20,000
O 12	California	A	T	22-22	36,000
O 19	Clemson	H	W	35-30	28,000
O 26	N.C. State	A	L	7-21	21,500
N 2	Georgia Tech	A	L	6-30	52,266
N 9	Wake Forest	H	W	39-7	18,000
N 16	Navy (-/2)	H	L	25-38	41,000
N 28	North Carolina	H	L	14-16	47,500

1964

Overall Record: 4-5-1 ACC: 3-2-1 (2nd)
Head Coach: Bill Murray
Captain: Dan Lonon

S 19	South Carolina	A	T	9-9	35,000
S 26	Virginia	H	W	30-0	20,000
O 10	Maryland	H	W	24-17	27,000
O 17	N.C. State	H	W	35-3	34,000
O 24	Army	A	W	6-0	31,843
O 31	Georgia Tech (-/8)	H	L	8-21	45,000
N 7	Wake Forest	A	L	7-20	17,000
N 14	Navy	A	L	14-27	28,014
N 21	North Carolina	A	L	15-21	45,000
N 28	Tulane	A	L	0-17	12,000

1965

Overall Record: 6-4 ACC: 4-2 (3rd)
Head Coach: Bill Murray
Captain: John Gutekunst

S 18	Virginia	A	W	21-7	28,000
S 25	South Carolina	A	W	20-15	39,000
O 2	Rice	A	W	41-21	22,000
O 9	Pittsburgh	H	W	21-13	25,000
O 16	Clemson	H	L	2-3	31,000
O 23	Illinois	A	L	14-28	47,077
O 30	Georgia Tech	A	L	23-35	46,981
N 6	N.C. State	A	L	0-21	19,500
N 13	Wake Forest	H	W	40-7	25,000
N 20	North Carolina	H	W	34-7	45,000

1966

Overall Record: 5-5 ACC: 2-3 (6th)
Head Coach: Tom Harp
Captains: Bob Matheson & Mike Shasby

S 17	West Virginia	H	W	34-15	25,000
S 24	Pittsburgh	A	W	14-7	24,684
O 1	Virginia	H	W	27-8	10,000
O 8	Maryland	A	L	19-21	28,400
O 15	Clemson	A	L	6-9	30,000
O 22	N.C. State	H	L	7-33	27,000
O 29	Georgia Tech (-/6)	H	L	7-48	42,000
N 5	Navy	A	W	9-7	22,203
N 12	Notre Dame (-/1)	A	L	0-64	59,075
N 19	North Carolina	A	W	41-25	46,000

1967

Overall Record: 4-6 ACC: 2-4 (6th)
Head Coach: Tom Harp
Captains: Mike Murphy & Bob Foyle

S 16	Wake Forest	N ¹	W	31-13	22,452
S 23	Michigan	A	L	7-10	79,492
S 30	South Carolina	H	L	17-21	25,000
O 7	Army	A	W	10-7	31,000
O 14	Virginia	A	W	13-6	25,000
O 21	Clemson	H	L	7-13	28,000
O 28	N.C. State (-/5)	A	L	7-28	44,000
N 4	Georgia Tech	A	L	7-19	50,103
N 11	Navy	N ⁹	W	35-16	30,000
N 18	North Carolina	H	L	9-20	44,000

1968

Overall Record: 4-6 ACC: 3-4 (5th)
Head Coach: Tom Harp
Captain: J.B. Edwards

S 21	South Carolina	A	W	14-7	42,234
S 28	Michigan	H	L	10-31	25,000
O 5	Maryland	N ⁹	W	30-28	21,000
O 12	Virginia	H	L	20-50	22,000
O 19	Clemson	A	L	22-39	30,000
O 26	Army	A	L	25-57	32,000
N 2	Georgia Tech	H	W	46-30	25,000
N 9	N.C. State	H	L	15-17	25,000
N 16	Wake Forest	H	W	18-3	17,500
N 23	North Carolina	A	L	14-25	44,500

1969

Overall Record: 3-6-1 ACC: 3-3-1 (3rd)
Head Coach: Tom Harp
Captain: Jim Dearth

S 20	South Carolina	A	L	20-27	42,791
S 27	Virginia	A	L	0-10	25,000
O 4	Pittsburgh	H	L	12-14	18,000
O 11	Wake Forest	A	W	27-20	21,000
O 18	Maryland	A	L	7-20	26,700
O 25	N.C. State	A	T	25-25	32,700
N 1	Georgia Tech	A	L	7-20	41,113
N 8	Clemson	H	W	34-27	22,000
N 15	Virginia Tech	N ⁹	L	12-48	23,000
N 22	North Carolina	H	W	17-13	44,000

1970

Overall Record: 6-5 ACC: 5-2 (2nd)
Head Coach: Tom Harp
Captains: Dick Biddle & Leo Hart

S 12	Florida	N ²¹	L	19-21	53,841
S 19	Maryland	H	W	13-12	12,877
S 26	Virginia	H	W	17-7	24,478
O 3	Ohio State (-/1)	A	L	10-34	86,123
O 10	West Virginia (-/11)	A	W	21-13	35,000
O 17	N.C. State	A	W	22-6	26,400
O 24	Clemson	A	W	21-10	30,000
O 31	Georgia Tech	H	L	16-24	32,650
N 7	Wake Forest	H	L	14-28	28,600
N 14	South Carolina	A	W	42-38	42,454
N 21	North Carolina	A	L	34-59	48,600

1971

Overall Record: 6-5 ACC: 2-3 (3rd)
Head Coach: Mike McGee
Captains: Rich Searl, Lanny Murdock & Dennis Satyshur

S 11	Florida	N ²²	W	12-6	51,677
S 18	South Carolina (-/19)	H	W	28-12	35,113
S 25	Virginia (20/-)	A	W	28-0	18,500
O 2	Stanford (19/10)	A	W	9-3	61,000
O 9	Clemson (14/-)	N ⁹	L	0-3	20,000
O 16	N.C. State	H	W	41-13	28,174
O 23	Navy (10/-)	A	L	14-15	24,844
O 30	Georgia Tech	A	L	0-21	49,886
N 6	West Virginia	H	W	31-15	30,150
N 13	Wake Forest	A	L	7-23	32,000
N 20	North Carolina	H	L	0-38	51,500

1972

Overall Record: 5-6 **ACC:** 3-3 (4th)
Head Coach: Mike McGee
Captains: Dale Grimes, Bill Haneberg & Steve Jones

S 9	Alabama (-/7)	N ²³	L	12-35	71,281
S 16	Washington (-/12)	A	L	6-14	59,200
S 23	Stanford (-/19)	H	L	6-10	24,600
S 30	Virginia	H	W	37-13	20,806
O 7	N.C. State	A	L	0-17	38,200
O 14	Clemson	A	W	7-0	33,000
O 21	Maryland	H	W	20-14	21,300
O 28	Navy	N ⁹	W	17-16	26,000
N 4	Georgia Tech	H	W	20-14	37,300
N 11	Wake Forest	H	L	7-9	18,025
N 18	North Carolina (-/16)	A	L	0-14	47,000

1973

Overall Record: 2-8-1 **ACC:** 1-4-1 (5th)
Head Coach: Mike McGee
Captains: Mark Johnson, John Ricca & Keith Stoneback

S 15	Tennessee (-/9)	A	L	17-21	70,787
S 22	Washington	H	W	23-21	22,500
S 29	Virginia	A	L	3-7	20,300
O 6	Purdue	A	L	7-27	53,241
O 13	Tulane (-/18)	H	L	17-24	20,500
O 20	Clemson	H	L	8-24	33,800
O 27	Maryland	N ⁹	L	10-30	20,500
N 3	Georgia Tech	A	L	10-12	47,129
N 10	Wake Forest	A	T	7-7	20,500
N 17	N.C. State (-/20)	H	L	3-21	40,380
N 24	North Carolina	H	W	27-10	44,600

1974

Overall Record: 6-5 **ACC:** 2-4 (5th)
Head Coach: Mike McGee
Captains: Mike Bomgardner & Keith Stoneback

S 14	N.C. State (-/16)	A	L	21-35	42,200
S 21	South Carolina	A	W	20-14	45,620
S 28	Virginia	H	W	27-7	18,250
O 5	Purdue	H	W	16-14	20,500
O 12	Army	H	W	33-14	28,500
O 19	Clemson	A	L	13-17	41,000
O 26	Florida (-/12)	A	L	13-30	56,251
N 2	Georgia Tech	H	W	9-0	34,500
N 9	Wake Forest	H	W	23-7	18,200
N 16	Maryland (-/13)	N ⁹	L	13-56	24,000
N 23	North Carolina	A	L	13-14	47,300

1975

Overall Record: 4-5-2 **ACC:** 3-0-2 (2nd)
Head Coach: Mike McGee
Captains: Ernie Clark, Dave Meier & Hal Spears

S 12	Southern California (-/4)	A	L	7-35	56,727
S 20	South Carolina	H	L	16-24	21,500
S 27	Virginia	H	W	26-11	21,750
O 4	Pittsburgh	A	L	0-14	33,778
O 11	Army	A	W	21-10	36,577
O 18	Clemson	H	W	25-21	31,500
O 25	Florida (-/12)	A	L	16-24	62,222
N 1	Georgia Tech	A	L	6-21	44,116
N 8	Wake Forest	A	W	42-14	28,900
N 15	N.C. State	H	T	21-21	43,200
N 22	North Carolina	H	T	17-17	42,100

1976

Overall Record: 5-5-1 **ACC:** 2-3-1 (4th)
Head Coach: Mike McGee
Captains: Tony Benjamin, Billy Bryan & Bob Grupp

S 11	Tennessee	A	W	21-18	82,687
S 18	South Carolina	A	L	6-24	52,237
S 25	Virginia	A	W	21-6	20,000
O 2	Pittsburgh (-/2)	H	L	31-44	37,200
O 9	Miami (Fla.)	A	W	20-7	13,811
O 16	Clemson	A	T	18-18	41,500
O 23	Maryland (-/6)	H	L	3-30	20,200
O 30	Georgia Tech	H	W	31-7	30,300
N 6	Wake Forest	H	L	17-38	23,600
N 13	N.C. State	A	W	28-14	41,600
N 20	North Carolina	A	L	38-39	48,000

1977

Overall Record: 5-6 **ACC:** 2-4 (5th)
Head Coach: Mike McGee
Captains: Frank DeStefano & Jeff Green

S 10	East Carolina	H	L	16-17	38,200
S 17	Michigan (-/7)	A	L	9-21	104,072
S 24	Virginia	A	W	31-7	26,000
O 1	Navy	H	W	28-16	24,800
O 8	South Carolina	A	W	25-21	49,385
O 15	Clemson	H	L	11-17	26,500
O 22	Maryland	A	L	13-31	44,687
O 29	Georgia Tech	A	W	25-24	47,131
N 5	Wake Forest	A	W	38-14	15,100
N 12	N.C. State	H	L	32-37	28,350
N 19	North Carolina (-/18)	H	L	3-16	40,078

1978

Overall Record: 4-7 **ACC:** 2-4 (5th)
Head Coach: Mike McGee
Captains: Mike Dunn, Carl McGee & Dan Brooks

S 9	Georgia Tech	H	W	28-10	27,865
S 23	South Carolina	H	W	16-12	33,895
S 30	Michigan (-/4)	A	L	0-52	104,832
O 7	Virginia	H	W	20-13	20,375
O 14	Navy	A	L	8-31	21,431
O 21	Clemson	A	L	8-28	51,109
O 28	Maryland (-/5)	H	L	0-27	23,600
N 4	Tennessee	A	L	0-34	83,098
N 11	Wake Forest	H	W	3-0	19,825
N 18	N.C. State	A	L	10-24	43,300
N 25	North Carolina	A	L	15-16	45,000

1979

Overall Record: 2-8-1 **ACC:** 0-6 (7th)
Head Coach: Red Wilson
Captains: Bob Riordan & Craig Hoskins

S 15	East Carolina	H	W	28-14	33,800
S 22	South Carolina	A	L	0-35	53,743
S 29	Virginia	A	L	12-30	26,947
O 6	Army	A	T	17-17	33,874
O 13	Richmond	A	W	34-7	10,500
O 20	Clemson	H	L	10-28	24,600
O 27	Maryland	H	L	0-27	34,200
N 3	Georgia Tech	A	L	14-24	23,445
N 10	Wake Forest (-/20)	A	L	14-17	28,300
N 17	N.C. State	H	L	7-28	24,100
N 24	North Carolina	H	L	16-37	39,800

1980

Overall Record: 2-9 **ACC:** 1-5 (7th)
Head Coach: Red Wilson
Captains: Dennis Tabron & Ed Brown

S 6	East Carolina	H	L	10-35	27,400
S 20	Auburn (-/19)	A	L	28-35	57,742
S 27	Virginia	H	L	17-20	14,144
O 4	Indiana	A	L	21-31	43,120
O 11	South Carolina (-/17)	A	L	7-20	56,451
O 18	Clemson	A	W	34-17	60,300
O 25	Maryland	H	L	14-17	17,400
N 1	Georgia Tech	H	W	17-12	18,200
N 8	Wake Forest	H	L	24-27	23,000
N 15	N.C. State	A	L	21-38	42,800
N 22	North Carolina (-/15)	A	L	21-44	51,389

1981

Overall Record: 6-5 **ACC:** 3-3 (4th)
Head Coach: Red Wilson
Captains: Dennis Tabron, Dan Yellott, Greg Bamberger & Cedric Jones

S 12	Ohio State (-/11)	A	L	13-34	86,266
S 19	South Carolina	A	L	3-17	56,321
S 26	Virginia	A	W	29-24	27,523
O 3	East Carolina	H	W	24-14	18,250
O 10	Virginia Tech	H	W	14-7	32,000
O 17	Clemson (-/6)	H	L	10-38	26,000
O 24	Maryland	A	L	21-24	31,800
O 31	Georgia Tech	A	W	38-24	30,232
N 7	Wake Forest	A	W	31-10	22,000
N 14	N.C. State	H	W	17-7	26,750
N 21	North Carolina (-/15)	H	L	10-31	38,525

1982

Overall Record: 6-5 **ACC:** 3-3 (3rd)
Head Coach: Red Wilson
Captains: Robert Oxendine & Emmett Tilley

S 4	Tennessee	A	W	25-24	95,223
S 18	South Carolina	A	W	30-17	66,928
S 25	Virginia	H	W	51-17	21,725
O 2	Navy	H	L	21-27	32,750
O 9	Virginia Tech	H	L	21-22	25,125
O 16	Clemson (-/20)	A	L	14-49	63,500
O 23	Maryland	A	L	22-49	40,100
O 30	Georgia Tech	A	W	38-21	36,562
N 6	Wake Forest	H	W	46-26	21,500
N 13	N.C. State	A	L	16-21	42,800
N 20	North Carolina	H	W	23-17	33,941

1983

Overall Record: 3-8 **ACC:** 3-3 (4th)
Head Coach: Steve Sloan
Captain: Philip Ebinger

S 3	Virginia	A	L	30-38	28,947
S 10	Indiana	A	L	10-15	41,120
S 17	South Carolina	H	L	24-31	20,500
O 1	Miami (Fla.) (-/15)	H	L	17-56	28,750
O 8	Virginia Tech	A	L	14-27	40,700
O 15	Clemson	H	L	31-38	19,300
O 22	Maryland (-/15)	A	L	3-38	40,100
O 29	Georgia Tech	H	W	32-26	17,650
N 5	Wake Forest	A	W	31-21	21,400
N 12	N.C. State	H	W	27-26	19,100
N 19	North Carolina	A	L	27-34	49,500

1984

Overall Record: 2-9 **ACC:** 1-5 (16th)
Head Coach: Steve Sloan
Captain: Johnny Hill

S 8	Indiana	H	W	31-24	23,500
S 22	South Carolina	A	L	0-21	68,300
S 29	Army	A	L	9-13	39,026
O 6	Virginia	H	L	10-38	17,200
O 13	Virginia Tech	A	L	0-27	36,400
O 20	Clemson	A	L	21-54	80,500
O 27	Maryland	H	L	7-43	17,500
N 3	Georgia Tech	A	L	3-31	36,393
N 10	Wake Forest	H	L	16-20	28,000
N 17	N.C. State	A	W	16-13	35,200
N 24	North Carolina	H	L	15-17	31,200

1985

Overall Record: 4-7 **ACC:** 2-5 (16th)
Head Coach: Steve Sloan
Captain: Pete Stubbs

S 7	Northwestern	H	W	40-17	21,000
S 14	West Virginia	A	L	18-20	61,181
S 21	Ohio	H	W	34-13	18,150
O 5	Virginia	A	L	14-37	41,500
O 12	South Carolina	A	L	7-28	71,150
O 19	Clemson	H	L	9-21	31,700
O 26	Maryland	A	L	10-40	46,175
N 2	Georgia Tech	H	L	0-9	14,400
N 9	Wake Forest	A	L	7-27	19,800
N 16	N.C. State	H	W	31-19	16,200
N 23	North Carolina	A	W	23-21	48,500

1986

Overall Record: 4-7 **ACC:** 2-5 (6th)
Head Coach: Steve Sloan
Captains: Paul Constantino & Mike Junkin

S 6	Northwestern	A	W	17-6	21,514
S 13	Georgia (-/19)	A	L	7-31	80,420
S 20	Ohio	H	W	22-7	28,500
S 27	Virginia	H	W	20-13	20,500
O 4	Vanderbilt	A	L	18-24	38,874
O 18	Clemson (-/17)	A	L	3-35	81,500
O 25	Maryland	H	L	19-27	18,600
N 1	Georgia Tech	A	L	6-34	37,102
N 8	Wake Forest	H	W	38-36	36,200
N 15	N.C. State	A	L	15-29	41,800
N 22	North Carolina	H	L	35-42	33,500

1987

Overall Record: 5-6 **ACC:** 2-5 (7th)
Head Coach: Steve Spurrier
Captains: Jason Cooper, Dave Denmore & Dewayne Terry

S 5	Colgate	H	W	41-6	18,300
S 12	Northwestern	H	W	31-16	19,600
S 19	Vanderbilt	H	W	35-31	23,100
S 26	Virginia	A	L	17-42	35,500
O 3	Rutgers	A	L	0-7	13,247
O 17	Clemson (-/7)	A	L	10-17	72,000
O 24	Maryland	A	L	22-23	37,400
O 31	Georgia Tech	H	W	48-14	30,800
N 7	Wake Forest	A	L	27-30	23,500
N 14	N.C. State	H	L	45-47	24,700
N 21	North Carolina	A	W	25-10	46,000

1988

Overall Record: 7-3-1 **ACC:** 3-3-1 (6th)
Head Coach: Steve Spurrier
Captains: Wayne Charles, Anthony Dilweg & Jeff Patten

S 3	Northwestern	A	W	31-21	24,713
S 10	Tennessee	A	W	31-26	93,144
S 17	The Citadel	H	W	41-17	12,400
S 24	Virginia	H	W	38-34	20,200
O 1	Vanderbilt	A	W	17-15	39,372
O 15	Clemson (-/11)	A	L	17-49	83,500
O 22	Maryland	H	L	24-34	23,800
O 29	Georgia Tech	A	W	31-21	40,393
N 5	Wake Forest	H	L	16-35	35,500
N 12	N.C. State	A	T	43-43	52,000
N 19	North Carolina	H	W	35-29	28,600

1989*ACC Champions • All American Bowl*

Overall Record: 8-4 **ACC:** 6-1 (11st)
Head Coach: Steve Spurrier
Captains: John Howell & Carey Metts

S 2	South Carolina	A	L	21-27	74,222
S 9	Northwestern	H	W	41-31	15,220
S 16	Tennessee (-/17)	A	L	6-28	93,659
S 23	Virginia	A	L	28-49	37,800
S 30	Clemson (-/7)	H	W	21-17	22,600
O 7	Army	H	W	35-29	25,200
O 21	Maryland	A	W	46-25	38,617
O 28	Georgia Tech	H	W	30-19	38,621
N 4	Wake Forest	A	W	52-35	18,600
N 11	N.C. State	H	W	35-26	41,200
N 18	North Carolina	A	W	41-0	46,000
D 28	Texas Tech (20/24)	N ²³	L	21-49	44,917

1990

Overall Record: 4-7 **ACC:** 1-6 (7th)
Head Coach: Barry Wilson
Captains: Chip Nitowski, Erwin Sampson, Mike Urso & Randy Jones

S 1	South Carolina	A	L	10-21	71,606
S 8	Northwestern	A	W	27-24	28,177
S 22	Virginia (-/10)	H	L	0-59	24,862
S 29	Clemson (-/19)	A	L	7-26	81,500
O 6	Army	A	W	17-16	41,014
O 13	Western Carolina	H	W	49-18	15,700
O 20	Maryland	H	L	20-23	23,200
O 27	Georgia Tech (-/16)	A	L	31-48	44,061
N 3	Wake Forest	H	W	57-20	32,700
N 10	N.C. State	A	L	0-16	36,800
N 17	North Carolina	H	L	22-24	31,600

1991

Overall Record: 4-6-1 **ACC:** 1-6 (17th)
Head Coach: Barry Wilson
Captains: Erwin Sampson & Pete Petroff

S 7	South Carolina	A	T	24-24	71,200
S 14	Rutgers	H	W	42-22	15,400
S 21	Colgate	H	W	42-14	24,200
S 28	Virginia	A	L	3-34	43,400
O 5	Vanderbilt	H	W	17-13	20,600
O 26	Maryland	A	W	17-13	35,423
N 2	Georgia Tech	H	L	6-17	38,732
N 9	Wake Forest	A	L	14-31	15,759
N 16	N.C. State (-/24)	H	L	31-32	28,975
N 23	North Carolina	A	L	14-47	50,500
N 30	Clemson (-/13)	N ²⁴	L	21-33	50,000

1992

Overall Record: 2-9 **ACC:** 0-8 (9th)
Head Coach: Barry Wilson
Captains: Randy Cuthbert & Darrell Spells

S 5	Florida State (-/4)	A	L	21-48	60,751
S 12	Vanderbilt	A	L	37-42	40,031
S 19	Rice	H	W	17-12	11,400
S 26	Virginia (-/14)	H	L	28-55	24,400
O 10	East Carolina	H	W	45-14	34,100
O 17	Clemson (-/19)	A	L	6-21	78,000
O 24	Maryland	H	L	25-27	17,850
O 31	Georgia Tech	A	L	17-20	44,129
N 7	Wake Forest	H	L	14-28	33,600
N 14	N.C. State (-/14)	A	L	27-45	46,350
N 21	North Carolina (-/21)	H	L	28-31	28,680

1993

Overall Record: 3-8 **ACC:** 2-6 (7th)
Head Coach: Barry Wilson
Captains: Steve Alderfer, Robert Baldwin, Brad Sherrod & Scott Youmans

S 4	Florida State (-/1)	H	L	7-45	26,800
S 11	Rutgers	A	L	38-39	26,854
S 18	Army	H	W	42-21	21,300
S 25	Virginia (-/22)	A	L	0-35	37,700
O 2	Tennessee (-/11)	A	L	19-52	96,173
O 9	Clemson	H	L	10-13	18,600
O 16	Maryland	A	L	18-26	31,487
O 23	Wake Forest	A	W	21-13	20,123
O 30	Georgia Tech	H	L	14-47	30,470
N 6	N.C. State (-/22)	H	W	21-20	15,200
N 26	North Carolina (-/13)	A	L	24-38	50,000

1994*Hall of Fame Bowl*

Overall Record: 8-4 **ACC:** 5-3 (13rd)
Head Coach: Fred Goldsmith
Captains: Zaid Abdul-Aleem, Robert Baldwin & Matt Williams

S 3	Maryland	H	W	49-16	20,831
S 10	East Carolina	H	W	13-10	36,420
S 15	Army	H	W	43-7	24,342
S 24	Georgia Tech	A	W	27-12	40,107
O 1	Navy	A	W	47-14	25,579
O 15	Clemson (25/-)	H	W	19-13	29,432
O 22	Wake Forest (20/-)	A	W	51-26	21,445
O 29	Florida State (16/9)	A	L	20-59	73,889
N 5	Virginia (23/13)	H	W	28-25	33,941
N 12	N.C. State (19/-)	A	L	23-24	53,900
N 19	North Carolina (25/-)	H	L	40-41	40,103
J 2	Wisconsin (25/-)	N ²²	L	20-34	61,384

1995

Overall Record: 3-8 **ACC:** 1-7 (8th)
Head Coach: Fred Goldsmith
Captains: Spence Fischer & Jon Merrill

S 2	Florida State (-/1)	N ²⁵	L	26-70	51,200
S 9	Rutgers	H	W	24-14	25,400
S 16	Army	A	W	23-21	33,031
S 23	Maryland (-/24)	A	L	28-41	41,013
S 30	Navy	H	L	9-30	29,400
O 7	Georgia Tech	H	L	21-37	20,110
O 14	Virginia (-/19)	A	L	30-44	40,200
O 21	N.C. State	H	L	38-41	24,117
O 28	Wake Forest	H	W	42-26	31,752
N 11	Clemson (-/24)	A	L	17-34	63,000
N 18	North Carolina	A	L	24-28	47,000

1996

Overall Record: 0-11 ACC: 0-8 (9th)

Head Coach: Fred Goldsmith

Captains: Gerald Ford, Billy Granville & John Krueger

S 7	Florida State (-3)	A	L	7-44	70,181
S 14	Northwestern	H	L	13-38	29,321
S 21	Army	A	L	17-35	36,049
S 26	Georgia Tech	A	L	22-48	44,145
O 5	Navy	A	L	27-64	31,365
O 12	Clemson	H	L	6-13	23,586
O 26	Maryland	H	L	19-22	18,751
N 2	Virginia (-16)	H	L	3-27	28,276
N 9	N.C. State	A	L	22-44	47,200
N 16	Wake Forest	A	L	16-17	17,842
N 23	North Carolina (-13)	H	L	10-27	30,264

1997

Overall Record: 2-9 ACC: 0-8 (9th)

Head Coach: Fred Goldsmith

Captains: Chike Egbuniwe & Jeff Hodrick

S 6	N.C. State	H	L	14-45	33,214
S 13	Northwestern	A	L	20-24	36,225
S 20	Army	H	W	20-17	21,748
S 27	Navy	H	W	26-17	17,370
O 4	Maryland	A	L	10-16	23,206
O 11	Florida State (-4)	H	L	27-51	21,557
O 18	Virginia	A	L	10-13	36,600
O 25	Wake Forest	H	L	24-38	28,276
N 8	Clemson	A ^{OT}	L	20-29	61,500
N 15	Georgia Tech	H	L	38-41	22,638
N 22	North Carolina (-8)	A	L	14-50	53,500

1998

Overall Record: 4-7 ACC: 2-6 (16th)

Head Coach: Fred Goldsmith

Captains: Lennie Friedman, Dawud Rasheed & Eric Scanlan

S 5	Western Carolina	H	W	24-10	22,460
S 12	Northwestern	A	W	44-10	40,178
S 19	Florida State (-11)	A	L	13-62	80,032
S 26	Virginia (-11)	H	L	0-24	24,380
O 3	Georgia Tech	A	L	13-41	35,724
O 10	Wake Forest	A	W	19-16	22,037
O 17	N.C. State	A	L	24-27	50,200
O 24	Clemson	H	W	28-23	30,630
O 31	Vanderbilt	A ^{OT}	L	33-36	27,214
N 14	Maryland	H	L	25-42	15,272
N 21	North Carolina	H	L	6-28	25,740

1999

Overall Record: 3-8 ACC: 3-5 (16th)

Head Coach: Carl Franks

Captains: Chris Combs, Eric Jones,
Scottie Montgomery & Austin Smithwick

S 11	East Carolina	A	L	9-27	42,052
S 18	Northwestern	H ^{OT}	L	12-15	18,720
S 25	Vanderbilt	H	L	14-31	20,483
O 2	Florida State (-7)	N ²¹	L	23-51	37,310
O 9	Virginia	A ^{OT}	W	24-17	43,600
O 16	Georgia Tech (-8)	H	L	31-38	16,648
O 23	N.C. State	H ^{OT}	L	24-31	26,179
O 30	Maryland	A	W	25-22	30,222
N 6	Clemson	A	L	7-58	75,000
N 13	Wake Forest	H	W	48-35	29,457
N 20	North Carolina	A	L	0-38	35,000

2000

Overall Record: 0-11 ACC: 0-8 (9th)

Head Coach: Carl Franks

Captains: Troy Andrew, Troy Austin,
Todd DeLamielleure & Spencer Romine

S 2	East Carolina	H	L	0-38	30,224
S 9	Northwestern	A	L	5-38	23,209
S 16	Virginia	H	L	10-26	18,776
S 23	Vanderbilt	A	L	7-26	35,391
S 30	Clemson (-7)	H	L	22-52	16,872
O 14	Florida State (-7)	A	L	14-63	80,280
O 21	Georgia Tech	A	L	10-45	36,908
O 28	Maryland	H	L	9-20	20,033
N 4	Wake Forest	A	L	26-28	19,224
N 11	N.C. State	A	L	31-35	51,680
N 18	North Carolina	H	L	21-59	24,673

2001

Overall Record: 0-11 ACC: 0-8 (9th)

Head Coach: Carl Franks

Captains: Ben Erdeljac, Ronnie Hamilton, Mike Hart & Nate Krill

S 1	Florida State (-6)	H	L	13-55	23,312
S 8	Rice	A	L	13-15	17,745
S 22	Northwestern (-16)	H	L	7-44	18,427
S 29	Virginia	A	L	10-31	54,653
O 6	Georgia Tech (-17)	H	L	10-37	10,431
O 13	Wake Forest	H	L	35-42	10,835
O 20	Maryland (-12)	A	L	17-59	43,528
O 27	Vanderbilt	H	L	28-42	18,332
N 3	N.C. State	H	L	31-55	35,206
N 17	North Carolina	A	L	17-52	52,000
D 1	Clemson	A	L	31-59	72,000

2002

Overall Record: 2-10 ACC: 0-8 (9th)

Head Coach: Carl Franks

Captains: Ryan Fowler, Jamyon Small & Drew Strojny

A 31	East Carolina	H	W	23-16	23,276
S 7	Louisville	H	L	3-40	25,486
S 14	Northwestern	A	L	21-26	22,910
S 21	Florida State (-5)	A	L	17-48	82,397
S 28	Navy	A	W	43-17	31,647
O 5	Virginia	H	L	22-27	17,638
O 12	Wake Forest	A	L	10-36	25,856
O 19	N.C. State (-13)	A	L	22-24	51,500
O 26	Maryland	H	L	12-45	23,451
N 2	Clemson	H	L	31-34	16,479
N 16	Georgia Tech	A	L	2-17	41,335
N 23	North Carolina	H	L	21-23	33,002

2003

Overall Record: 4-8 ACC: 2-6 (8th)

Head Coach: Carl Franks

Captains: Ryan Fowler, Terrell Smith, Drew Strojny & Alex Wade

A 30	Virginia (-18)	A	L	0-27	61,737
S 6	Western Carolina	H	W	29-3	18,022
S 13	Rice	H ^{OT}	W	27-24	18,742
S 20	Northwestern	H	L	10-28	21,143
S 27	Florida State (-6)	H	L	7-56	24,370
O 11	Maryland	A	L	20-33	50,084
O 18	Wake Forest	H	L	13-42	17,314
O 25	N.C. State	H	L	21-28	27,614
N 1	Tennessee (-19)	A	L	6-23	104,772
N 8	Georgia Tech	H	W	41-17	12,976
N 15	Clemson	A	L	7-40	70,000
N 22	North Carolina	A	W	30-22	48,000

NOTE: Ted Roof served as interim head coach for the final five games of the 2003 season.

2004

Overall Record: 2-9 ACC: 1-7 (110th)

Head Coach: Ted Roof

Captains: Giuseppe Aguanno, Phillip Alexander,
Chris Dapolito & Kenneth Stanford

S 4	Navy	A	L	12-27	29,027
S 11	Connecticut	A	L	20-22	40,000
S 18	Virginia Tech	A	L	17-41	65,115
S 25	Maryland (-23)	H	L	21-55	16,298
O 2	The Citadel	H	W	28-10	16,814
O 16	Georgia Tech	A	L	7-24	46,856
O 23	Virginia (-14)	H	L	16-37	24,157
O 30	Wake Forest	A	L	22-24	25,762
N 6	Florida State (-13)	A	L	7-29	80,598
N 13	Clemson	H	W	16-13	24,714
N 20	North Carolina	H	L	17-40	30,541

2005

Overall Record: 1-10 ACC: 0-8 (6th/Coastal)

Head Coach: Ted Roof

Captains: Phillip Alexander, Brendan Dewan & Ronnie Elliott

S 3	East Carolina	A	L	21-24	35,107
S 10	Virginia Tech (-7)	H	L	0-45	25,014
S 17	VMI	H	W	40-14	10,126
S 24	Virginia (-23)	A	L	7-38	61,021
O 1	Navy	H	L	21-28	15,246
O 8	Miami (-9)	A	L	7-52	40,315
O 15	Georgia Tech	H	L	10-35	17,451
O 22	Florida State (-11)	H	L	24-55	21,731
O 29	Wake Forest	H	L	6-44	15,347
N 3	Clemson	A	L	20-49	77,000
N 19	North Carolina	A	L	21-24	50,000

2006

Overall Record: 0-12 ACC: 0-8 (6th/Coastal)

Head Coach: Ted Roof

Captains: Casey Camero, Eli Nichols & John Talley

S 2	Richmond	H	L	0-13	27,546
S 9	Wake Forest	A	L	13-14	26,071
S 16	Virginia Tech (-14)	A	L	0-36	66,233
S 30	Virginia	H	L	0-37	19,241
O 7	Alabama	A	L	14-30	92,138
O 14	Florida State	H	L	24-51	17,525
O 21	Miami	H	L	15-20	16,291
O 28	Vanderbilt	H	L	28-45	14,198
N 4	Navy	H	L	13-38	17,782
N 11	Boston College (-22)	A	L	7-28	42,326
N 18	Georgia Tech (-18)	A	L	21-49	46,768
N 25	North Carolina	H	L	44-45	24,478

2007

Overall Record: 1-11 ACC: 0-8 (6th/Coastal)

Head Coach: Ted Roof

Captains: Patrick Bailey, Chris Davis,
Matt Rumsey & Jomar Wright

S 1	Connecticut	H	L	14-45	17,251
S 8	Virginia	A	L	13-24	58,554
S 15	Northwestern	A	W	20-14	23,716
S 22	Navy	A	L	43-46	31,278
S 29	Miami	A	L	14-24	30,614
O 6	Wake Forest	H	L	36-41	20,134
O 13	Virginia Tech (-12)	H	L	14-43	23,691
O 27	Florida State	A	L	6-25	79,159
N 3	Clemson (-25)	H	L	10-47	20,457
N 10	Georgia Tech	H	L	24-41	18,788
N 17	Notre Dame	A	L	7-28	80,975
N 24	North Carolina	A ^{OT}	L	14-20	52,000

2008

Overall Record: 4-8 ACC: 1-7 (6th/Coastal)
Head Coach: David Cutcliffe
Captains: Greg Akinbiyi, Re'quan Boyette, Cameron Goldberg,
Eron Riley, Vincent Rey, Tielor Robinson,
Michael Tauliili & Glenn Williams

A 30	James Madison	H	W	31-7	32,571
S 6	Northwestern	H	L	20-24	23,614
S 13	Navy	H	W	41-31	25,082
S 27	Virginia	H	W	31-3	25,527
O 4	Georgia Tech	A	L	0-27	46,104
O 18	Miami	H	L	31-49	32,011
O 25	Vanderbilt	A	W	10-7	38,270
N 1	Wake Forest	A ^{OT}	L	30-33	32,226
N 8	N.C. State	H	L	17-27	31,964
N 15	Clemson	A	L	7-31	74,272
N 22	Virginia Tech	A	L	3-14	66,233
N 29	North Carolina	H	L	20-28	30,322

2009

Overall Record: 5-7 ACC: 3-5 (5th/Coastal)
Head Coach: David Cutcliffe
Captains: Thaddeus Lewis & Vincent Rey

S 5	Richmond	H	L	16-24	33,311
S 12	Army	A	W	35-19	25,698
S 19	Kansas (-/22)	A	L	16-44	50,101
S 26	N.C. Central	H	W	49-14	26,390
O 3	Virginia Tech (-/6)	H	L	26-34	26,211
O 10	N.C. State	A	W	49-28	56,452
O 24	Maryland	H	W	17-13	24,650
O 31	Virginia	A	W	28-17	41,713
N 7	North Carolina	A	L	6-19	59,750
N 14	Georgia Tech (-/7)	H	L	10-49	25,899
N 21	Miami (-/20)	A	L	16-34	38,200
N 28	Wake Forest	H	L	34-45	21,420

Neutral Site Key

N ¹	Raleigh, N.C.
N ²	Richmond, Va.
N ³	Columbia, S.C.
N ⁴	Atlanta, Ga.
N ⁵	Lynchburg, Va.
N ⁶	Rocky Mount, N.C.
N ⁷	Greensboro, N.C.
N ⁸	Charlotte, N.C.
N ⁹	Norfolk, Va.
N ¹⁰	Goldsboro, N.C.
N ¹¹	Buffalo, N.Y.
N ¹²	Winston-Salem, N.C.
N ¹³	Pasadena, Calif.
N ¹⁴	Baltimore, Md.
N ¹⁵	New York, N.Y.
N ¹⁶	New Orleans, La.
N ¹⁷	Washington, D.C.
N ¹⁸	Roanoke, Va.
N ¹⁹	Miami, Fla.
N ²⁰	Dallas, Texas
N ²¹	Jacksonville, Fla.
N ²²	Tampa, Fla.
N ²³	Birmingham, Ala.
N ²⁴	Tokyo, Japan
N ²⁵	Orlando, Fla.

MILESTONE GAMES

#	Final Score	Date	Location	Attendance
1	Duke 16, North Carolina 0	November 27, 1888	Raleigh, N.C.	600
50	Duke 20, Newberry 14	November 24, 1923	Durham, N.C.	—
100	Navy 45, Duke 13	October 19, 1929	Annapolis, Md.	—
200	Pittsburgh 14, Duke 13	October 14, 1939	Pittsburgh, Pa.	50,000
300	No. 16 Duke 28, Pittsburgh 14	September 30, 1950	Durham, N.C.	25,000
400	North Carolina 50, Duke 0	November 26, 1959	Durham, N.C.	33,000
500	Virginia Tech 48, Duke 12	November 15, 1969	Norfolk, Va.	23,000
600	North Carolina 16, Duke 15	November 25, 1978	Chapel Hill, N.C.	45,000
700	Duke 31, Northwestern 21	September 3, 1988	Evanston, Ill.	24,713
800	No. 13 North Carolina 27, Duke 10	November 23, 1996	Durham, N.C.	30,264
900	Clemson 49, Duke 20	November 3, 2005	Clemson, S.C.	77,000

MILESTONE WINS

#	Final Score	Date	Location	Attendance
1	Duke 16, North Carolina 0	November 27, 1888	Raleigh, N.C.	600
50	Duke 38, Mercer 18	November 3, 1928	Durham, N.C.	—
100	Duke 25, North Carolina 0	November 16, 1935	Durham, N.C.	46,880
150	No. 3 Duke 55, N.C. State 6	November 22, 1941	Raleigh, N.C.	10,000
200	Duke 7, North Carolina 0	November 25, 1950	Chapel Hill, N.C.	40,000
250	Duke 29, Wake Forest 0	November 15, 1958	Winston-Salem, N.C.	20,000
300	Duke 10, Army 7	October 7, 1967	West Point, N.Y.	31,000
350	Duke 16, South Carolina 12	September 23, 1978	Durham, N.C.	33,895
400	Duke 35, N.C. State 26	November 11, 1989	Durham, N.C.	41,200
450	Duke 49, N.C. Central 14	September 26, 2009	Durham, N.C.	26,390

LARGEST CROWDS

	Attendance	Score	Date	Location
1.	104,832	No. 4 Michigan 52, Duke 0	September 30, 1978	Ann Arbor, Mich.
2.	104,772	No. 19 Tennessee 23, Duke 6	November 1, 2003	Knoxville, Tenn.
3.	104,072	No. 1 Michigan 21, Duke 9	September 17, 1977	Ann Arbor, Mich.
4.	96,173	No. 11 Tennessee 52, Duke 19	October 2, 1993	Knoxville, Tenn.
5.	95,223	Duke 25, Tennessee 24	September 4, 1982	Knoxville, Tenn.
6.	93,659	No. 17 Tennessee 28, Duke 6	September 16, 1989	Knoxville, Tenn.
7.	93,144	Duke 31, Tennessee 26	September 10, 1988	Knoxville, Tenn.
8.	93,000	No. 7 Southern California 7, No. 3 Duke 3	January 2, 1939	Pasadena, Calif.
9.	92,138	Alabama 30, Duke 14	October 7, 2006	Tuscaloosa, Ala.
10.	86,266	No. 11 Ohio State 34, Duke 13	September 12, 1981	Columbus, Ohio
11.	86,123	No. 1 Ohio State 34, Duke 10	October 3, 1970	Columbus, Ohio
12.	83,500	No. 11 Clemson 49, Duke 17	October 15, 1988	Clemson, S.C.
13.	83,098	Tennessee 34, Duke 0	November 4, 1978	Knoxville, Tenn.
14.	82,834	No. 12 Ohio State 14, Duke 13	September 26, 1959	Columbus, Ohio
15.	82,687	Duke 21, Tennessee 18	September 11, 1976	Knoxville, Tenn.

LARGEST HOME CROWDS

	Attendance	Score	Date	Location
1.	57,500	North Carolina 21, Duke 20	November 19, 1949	Durham, N.C.
2.	56,500	North Carolina 21, No. 13 Duke 0	November 22, 1947	Durham, N.C.
3.	56,000	No. 12 Oregon State 20, No. 2 Duke 16	January 1, 1942	Durham, N.C.
4.	52,000	No. 13 Duke 13, No. 7 North Carolina 3	November 18, 1939	Durham, N.C.
5.	51,500	North Carolina 38, Duke 0	November 20, 1971	Durham, N.C.
6.	50,000	Duke 19, North Carolina 7	November 24, 1951	Durham, N.C.
7.	49,138	No. 3 Duke 7, No. 4 Pittsburgh 0	November 26, 1938	Durham, N.C.
8.	47,500	North Carolina 16, Duke 14	November 28, 1963	Durham, N.C.
9.	46,880	Duke 25, North Carolina 0	November 16, 1935	Durham, N.C.
10.	46,000	No. 13 Duke 19, No. 4 Navy 10	November 5, 1960	Durham, N.C.
11.	45,000	Duke 19, Tennessee 0	October 4, 1941	Durham, N.C.
	45,000	No. 3 Duke 20, North Carolina 0	November 15, 1941	Durham, N.C.
	45,000	No. 4 Georgia Tech 28, No. 6 Duke 7	November 1, 1952	Durham, N.C.
	45,000	No. 8 Georgia Tech 21, Duke 8	October 31, 1964	Durham, N.C.
	45,000	Duke 34, North Carolina 7	November 20, 1965	Durham, N.C.

SERIES LEDGERS

Alabama (1-2)

1945	N	W	29-26
1972	A	L	12-35
2006	A	L	14-30

Arkansas (1-0)

1960	N	W	7-6
------	---	---	-----

Army (11-9-1)

1944	N	L	7-27
1945	N	L	13-48
1946	N	L	0-19
1953	N	L	13-14
1954	H	L	14-28
1959	H	L	6-21
1964	A	W	6-0
1967	A	W	10-7
1968	A	L	25-57
1974	H	W	33-14
1975	A	W	21-10
1979	A	T	17-17
1984	A	L	9-13
1989	H	W	35-29
1990	A	W	17-16
1993	H	W	42-21
1994	H	W	43-7
1995	A	W	23-21
1996	A	L	17-35
1997	H	W	20-17
2009	A	W	35-19

Auburn (3-3)

1892	A	W	34-6
1932	A	L	7-18
1933	H	W	13-7
1934	A	W	13-6
1935	H	L	0-7
1980	A	L	28-35

Baylor (1-0)

1958	H	W	12-7
------	---	---	------

Boston College (1-3)

1927	A	W	25-9
1928	A	L	0-19
1929	A	L	12-20
2006	A	L	7-28

California (1-0-1)

1962	H	W	21-7
1963	A	T	22-22

The Citadel (2-0)

1988	H	W	41-17
2004	H	W	28-10

Clemson (16-35-1)

1934	H	W	20-6
1935	H	W	38-12
1936	H	W	25-0
1957	H	W	7-6
1959	A	L	0-6
1960	H	W	21-6
1961	H	L	7-17
1962	A	W	16-0
1963	H	W	35-30
1965	H	L	2-3
1966	A	L	6-9
1967	H	L	7-13
1968	A	L	22-39
1969	H	W	34-27
1970	A	W	21-10
1971	N	L	0-3
1972	A	W	7-0
1973	H	L	8-24
1974	A	L	13-17
1975	H	W	25-21
1976	A	T	18-18
1977	H	L	11-17
1978	A	L	8-28
1979	H	L	10-28

1980	A	W	34-17
1981	H	L	10-38
1982	A	L	14-49
1983	H	L	31-38
1984	A	L	21-54
1985	H	L	9-21
1986	A	L	3-35
1987	A	L	10-17
1988	A	L	17-49
1989	H	W	21-17
1990	A	L	7-26
1991	N	L	21-33
1992	A	L	6-21
1993	H	L	10-13
1994	H	W	19-13
1995	A	L	17-34
1996	H	L	6-13
1997 OT	A	L	20-29
1998	H	W	28-23
1999	A	L	7-58
2000	H	L	22-52
2001	A	L	31-59
2002	H	L	31-34
2003	A	L	7-40
2004	H	W	16-13
2005	A	L	20-49
2007	H	L	10-47
2008	A	L	7-31

Colgate (9-0)

1936	H	W	6-0
1937	A	W	13-0
1938	N	W	7-0
1939	H	W	37-0
1940	A	W	13-0
1941	H	W	27-14
1942	N	W	34-0
1987	H	W	41-6
1991	H	W	42-14

Columbia (0-1)

1926	A	L	0-24
------	---	---	------

Connecticut (0-2)

2004	A	L	20-22
2007	H	L	14-45

Davidson (16-4-1)

1922		W	12-0
1923		W	18-6
1924	H	L	13-20
1925	A	L	0-26
1926	H	L	0-20
1927	A	W	48-7
1928	H	W	33-0
1929	A	L	12-13
1930	H	W	12-0
1931	A	T	0-0
1932	H	W	13-0
1933	A	W	19-7
1934	A	W	20-0
1935	A	W	26-7
1936	N	W	13-0
1937	A	W	34-6
1938	H	W	27-0
1939	A	W	26-6
1940	A	W	46-13
1941	A	W	56-0
1942	N	W	21-0

East Carolina (5-5)

1977	H	L	16-17
1979	H	W	28-14
1980	H	L	10-35
1981	H	W	24-14
1992	H	W	45-14
1994	H	W	13-10
1999	A	L	9-27
2000	H	L	0-38
2002	H	W	23-16
2005	A	L	21-24

Elon (5-0-1)

1920		W	13-6
1921	H	T	0-0
1923	N	W	39-0
1924	H	W	54-0
1925	A	W	6-0
1926	H	W	32-0

Emory & Henry (2-0)

1920		W	7-0
1921	A	W	7-0

Florida (2-3)

1962	N	W	28-21
1970	N	L	19-21
1971	N	W	12-6
1974	A	L	13-30
1975	A	L	16-24

Florida State (0-16)

1992	A	L	21-48
1993	H	L	7-45
1994	A	L	20-59
1995	N	L	26-70
1996	A	L	7-44
1997	H	L	27-51
1998	A	L	13-62
1999	N	L	23-51
2000	A	L	14-63
2001	H	L	13-55
2002	A	L	17-48
2003	H	L	7-56
2004	A	L	7-29
2005	H	L	24-55
2006	H	L	24-51
2007	A	L	6-25

Furman (1-2)

1891	N	W	96-0
1927	H	L	7-13
1928	A	L	0-6

George Washington (2-0)

1948	H	W	62-0
1949	A	W	35-0

Georgetown (0-1)

1928	A	L	0-35
------	---	---	------

Georgia (0-1)

1986	A	L	7-31
------	---	---	------

Georgia Tech (30-46-1)

1933	A	L	0-6
1934	H	W	20-0
1935	A	L	0-6
1936	H	W	19-6
1937	A	W	20-19
1938	H	W	6-0
1939	A	W	7-6
1940	H	W	41-7
1941	A	W	14-0
1942	H	L	7-26
1943	A	W	14-7
1944	H	W	19-13
1945	A	W	14-6
1946	H	L	0-14
1947	A	L	0-7
1948	H	L	7-19
1949	A	W	27-14
1950	H	W	30-21
1951	A	T	14-14
1952	H	L	7-28
1953	A	L	10-13
1954	H	W	21-20
1955	A	L	0-27
1956	H	L	0-7
1957	A	L	0-13
1958	H	L	8-10
1959	A	W	10-7

1960	H	W	6-0
1961	A	L	0-21
1962	H	L	9-20
1963	A	L	6-30
1964	H	L	8-21
1965	A	L	23-35
1966	H	L	7-48
1967	A	L	7-19
1968	H	W	46-30
1969	A	L	7-20
1970	H	L	16-24
1971	A	L	0-21
1972	H	W	20-14
1973	A	L	10-12
1974	H	W	9-0
1975	A	L	6-21
1976	H	W	31-7
1977	A	W	25-24
1978	H	W	28-10
1979	A	L	14-24
1980	H	W	17-12
1981	A	W	38-24
1982	A	W	38-21
1983	H	W	32-26
1984	A	L	3-31
1985	H	L	0-9
1986	A	L	6-34
1987	H	W	48-14
1988	A	W	31-21
1989	H	W	30-19
1990	A	L	31-48
1991	H	L	6-17
1992	A	L	17-20
1993	H	L	14-47
1994	A	W	27-12
1995	H	L	21-37
1996	A	L	22-48
1997	H	L	38-41
1998	A	L	13-41
1999	H	L	31-38
2000	A	L	10-45
2001	H	L	10-37
2002	A	L	2-17
2003	H	W	41-17
2004	A	L	7-24
2005	H	L	10-35
2006	A	L	21-49
2007	H	L	24-41
2008	A	L	0-27
2009	H	L	10-49

Guilford (7-0)

1920		W	20-7
1921	H	W	28-0
1922		W	43-0
1923		W	68-0
1924	H	W	33-6
1925	H	W	33-0
1926	H	W	32-0

Illinois (1-1)

1958	H	W	15-13
1965	A	L	14-28

Indiana (1-2)

1980	A	L	21-31
1983	A	L	10-15
1984	H	W	31-24

James Madison (1-0)

2008	H	W	31-7
------	---	---	------

Kansas (0-1)

2009	A	L	16-44
------	---	---	-------

Kentucky (4-0)

1930	H	W	14-7
1931	A	W	7-0
1932	H	W	13-0
1933	A	W	14-7

LSU (1-1)

1929	H	W	32-6
1958	A	L	18-50

Lynchburg (2-0)

1920		W	13-7
1921	H	W	14-13

Maryland (19-30)

1932	H	W	34-0
1933	A	W	38-7
1941	N	W	50-0
1942	H	W	42-0
1947	H	W	19-7
1948	N	W	13-12
1950	H	L	14-26
1957	H	W	14-0
1960	A	W	20-7
1962	H	W	10-7
1963	N	W	30-12
1964	H	W	24-17
1966	A	L	19-21
1968	N	W	30-28
1969	A	L	7-20
1970	H	W	13-12
1972	H	W	20-14
1973	N	L	10-30
1974	N	L	13-56
1976	H	L	3-30
1977	A	L	13-31
1978	H	L	0-27
1979	H	L	0-27
1980	H	L	14-17
1981	A	L	21-24
1982	A	L	22-49
1983	A	L	3-38
1984	H	L	7-43
1985	A	L	10-40
1986	H	L	19-27
1987	A	L	22-23

Missouri (0-1)

1947	H	L	7-28
------	---	---	------

Navy (13-20-5)

1927	A	L	6-32
1928	A	L	0-6
1929	A	L	13-45
1930	A	W	18-0
1943	N	L	13-14
1944	N	L	7-27
1945	H	L	0-21
1946	N	W	21-6
1947	N	T	14-14
1948	H	W	28-7
1949	A	L	14-28
1952	H	L	6-16
1953	N	T	0-0
1954	N	L	7-40
1955	N	T	7-7
1956	H	T	7-7
1957	N	T	6-6
1960	H	W	19-10
1961	N	W	30-9
1963	H	L	25-38
1964	A	L	14-27
1966	A	W	9-7
1967	N	W	35-16
1971	A	L	14-15
1972	N	W	17-16
1977	H	W	28-16
1978	A	L	8-31
1982	H	L	21-27
1994	A	W	47-14
1995	H	L	9-30
1996	A	L	27-64
1997	H	W	26-17
2002	A	W	43-17
2004	A	L	12-27
2005	H	L	21-28
2006	H	L	13-38
2007	A	L	43-46
2008	H	W	41-31

Nebraska (1-0)

1954	N	W	34-7
------	---	---	------

New York University (0-0-1)

1921	A	T	7-7
------	---	---	-----

Newberry (1-0)

1923	H	W	20-14
------	---	---	-------

North Carolina (36-56-4)

1888	A	W	16-0
1889S	N	W	25-17
1889F	H	W	1-0
1891	A	W	6-4
1892	A	L	0-24
1893	H	W	6-4
1894	A	L	0-28
1922	A	L	0-20
1923	A	L	6-14
1924	A	L	0-6
1925	H	L	0-41
1926	A	L	0-6
1927	H	L	0-18
1928	A	L	7-14
1929	H	L	7-48
1930	A	T	0-0
1931	H	T	0-0
1932	A	W	7-0
1933	H	W	21-0
1934	A	L	0-7
1935	H	W	25-0
1936	A	W	27-7
1937	H	L	6-14
1938	A	W	14-0
1939	H	W	13-3
1940	A	L	3-6
1941	H	W	20-0
1942	A	T	13-13
1943	H	W	14-7
1943	A	W	27-6
1944	A	W	33-0

1945	H	W	14-7
1946	A	L	7-22
1947	H	L	0-21
1948	A	L	0-20
1949	H	L	20-21
1950	A	W	7-0
1951	H	W	19-7
1952	A	W	34-0
1953	H	W	35-20
1954	A	W	47-12
1955	H	W	6-0
1956	A	W	21-6
1957	H	L	13-21
1958	A	W	7-6
1959	H	L	0-50
1960	A	L	6-7
1961	H	W	6-3
1962	A	W	16-14
1963	H	L	14-16
1964	A	L	15-21
1965	H	W	34-7
1966	A	W	41-25
1967	H	L	9-20
1968	A	L	14-25
1969	H	W	17-13
1970	A	L	34-59
1971	H	L	0-38
1972	A	L	0-14
1973	H	W	27-10
1974	A	L	13-14
1975	H	T	17-17
1976	A	L	38-39
1977	H	L	3-16
1978	A	L	15-16
1979	H	L	16-37
1980	A	L	21-44
1981	H	L	10-31
1982	H	W	23-17
1983	A	L	27-34
1984	H	L	15-17
1985	A	W	23-21
1986	H	L	35-42
1987	A	W	25-10
1988	H	W	35-29
1989	A	W	41-0
1990	H	L	22-24
1991	A	L	14-47
1992	H	L	28-31
1993	A	L	24-38
1994	H	L	40-41
1995	A	L	24-28
1996	H	L	10-27
1997	A	L	14-50
1998	H	L	6-28
1999	A	L	0-38
2000	H	L	21-59
2001	A	L	17-52
2002	H	L	21-23
2003	A	W	30-22
2004	H	L	17-40
2005	A	L	21-24
2006	H	L	44-45
2007 OT	A	L	14-20
2008	H	L	20-28
2009	A	L	6-19

N.C. Central (1-0)

2009	H	W	49-14
------	---	---	-------

N.C. State (40-36-5)

1924	A	L	0-14
1925	H	L	0-13
1926	A	L	19-26
1927	H	L	18-20
1928	A	W	14-12
1929	H	W	19-12
1930	A	W	18-0
1931	H	L	0-14
1932	A	L	0-6
1933	H	W	7-0
1934	H	W	32-0
1935	A	W	7-0
1936	H	W	13-0
1937	A	W	20-7

1938	H	W	7-0
1939	A	W	28-0
1940	H	W	42-6
1941	A	W	55-6
1942	H	W	47-0
1943	A	W	75-0
1945	H	W	26-13
1946	A	L	6-13
1947	H	W	7-0
1948	A	T	0-0
1949	H	W	14-13
1950	A	W	7-0
1951	H	W	27-21
1952	A	W	57-0
1953	H	W	31-0
1954	A	W	21-7
1955	A	W	33-7
1956	H	W	42-0
1957	A	T	14-14
1958	H	W	20-13
1959	A	W	17-15
1960	H	W	17-13
1961	A	W	17-6
1962	H	W	21-14
1963	A	L	7-21
1964	H	W	35-3
1965	A	L	0-21
1966	H	L	7-33
1967	A	L	7-28
1968	H	L	15-17
1969	A	T	25-25
1970	A	W	22-6
1971	H	W	41-13
1972	A	L	0-17
1973	H	L	3-21
1974	A	L	21-35
1975	H	T	21-21
1976	A	W	28-14
1977	H	L	32-37
1978	A	L	10-24
1979	H	L	7-28
1980	A	L	21-38
1981	H	W	17-7
1982	A	L	16-21
1983	H	W	27-26
1984	A	W	16-13
1985	H	W	31-19
1986	A	L	15-29
1987	H	L	45-47
1988	A	T	43-43
1989	H	W	35-26
1990	A	L	0-16
1991	H	L	31-32
1992	A	L	27-45
1993	H	W	21-20
1994	A	L	23-24
1995	H	L	38-41
1996	A	L	22-44
1997	H	L	14-45
1998	A	L	24-27
1999 OT	H	L	24-31
2000	A	L	31-35
2001	H	L	31-55
2002	A	L	22-24
2003	H	L	21-28
2008	H	L	17-27
2009	A	W	49-28

Northwestern (8-8)

1985	H	W	40-17
1986	A	W	17-6
1987	H	W	31-16
1988	A	W	31-21
1989	H	W	41-31
1990	A	W	27-24
1996	H	L	13-38
1997	A	L	20-24
1998	A	W	44-10
1999 OT	H	L	12-15
2000	A	L	5-38
2001	H	L	7-44
2002	A	L	21-26
2003	H	L	10-28
2007	A	W	20-14
2008	H	L	20-24

Notre Dame (1-3)

1958	A	L	7-9
1961	H	W	37-13
1966	A	L	0-64
2007	A	L	7-28

Oglethorpe (1-0)

1922	W	7-6
------	---	-----

Ohio State (1-3)

1955	A	W	20-14
1959	A	L	13-14
1970	A	L	10-34
1981	A	L	13-34

Ohio University (2-0)

1985	H	W	34-13
1986	H	W	22-7

Oklahoma (0-1)

1957	N	L	21-48
------	---	---	-------

Oregon State (0-1)

1941	H	L	16-20
------	---	---	-------

Pennsylvania (1-1)

1944	A	L	7-18
1954	A	W	52-0

Pittsburgh (8-9)

1929	H	L	7-52
1937	H	L	0-10
1938	H	W	7-0
1939	A	L	13-14
1940	H	W	12-7
1941	A	W	27-14
1942	A	W	28-0
1950	H	W	28-14
1951	A	W	19-14
1955	H	L	7-26
1956	N	L	14-27
1959	A	L	0-12
1965	H	W	21-13
1966	A	W	14-7
1969	H	L	12-14
1975	A	L	0-14
1976	H	L	31-44

Presbyterian (0-0-1)

1922	T	6-6
------	---	-----

Purdue (2-1-1)

1953	H	W	20-14
1954	A	T	13-13
1973	A	L	7-27
1974	H	W	16-14

Randolph Macon (3-0)

1921	H	W	6-0
1922		W	25-12
1923		W	54-0

Rice (5-1)

1957	A	W	7-6
1959	H	W	24-7
1965	A	W	41-21
1992	H	W	17-12
2001	A	L	13-15
2003 OT	H	W	27-24

Richmond (9-3)

1924	A	W	14-0
1925	H	W	10-0
1926	A	L	7-9
1927	H	W	72-0
1943	H	W	61-0
1944	H	W	61-7
1946	H	W	41-0
1949	H	W	67-0
1950	A	W	41-0
1979	A	W	34-7
2006	H	L	0-13
2009	H	L	16-24

Rutgers (2-2)

1987	A	L	0-7
1991	H	W	42-22
1993	A	L	38-39
1995	H	W	24-14

South Carolina (24-17-3)

1930	H	L	0-22
------	---	---	------

Tennessee (13-14-2)

1893	H	W	70-0
1931	A	L	2-25
1932	A	L	13-16
1933	H	W	10-2
1934	A	L	6-14
1935	H	W	19-6
1936	A	L	13-15
1937	H	T	0-0
1940	A	L	0-13
1941	H	W	19-0
1946	H	L	7-12
1947	A	W	19-7
1948	H	T	7-7
1949	A	W	21-7
1950	H	L	7-28
1951	A	L	0-26
1952	H	W	7-0
1953	A	W	21-7
1954	H	W	7-6
1955	A	W	21-0
1956	H	L	20-33
1973	A	L	17-21
1976	A	W	21-18
1978	A	L	0-34
1982	A	W	25-24
1988	A	W	31-26
1989	A	L	6-28
1993	A	L	19-52
2003	A	L	6-23

Texas Tech (0-1)

1989	N	L	21-49
------	---	---	-------

Tulane (0-2)

1964	A	L	0-17
1973	H	L	17-24

UCLA (0-1)

1960	A	L	6-27
------	---	---	------

Vanderbilt (4-7)

1986	A	L	18-24
1987	H	W	35-31
1988	A	W	17-15
1991	H	W	17-13
1992	A	L	37-42
1998 2OT	A	L	33-36
1999	H	L	14-31
2000	A	L	7-26
2001	H	L	28-42
2006	H	L	28-45
2008	A	W	10-7

Villanova (2-1)

1929	A	L	12-58
1930	A	W	12-6
1931	H	W	18-0

Virginia (29-32)

1890	N	L	4-10
1891	N	W	20-0
1892	N	L	4-46
1893	N	L	0-30
1923	A	L	0-33
1930	H	W	32-0
1943	H	W	49-0
1951	H	L	7-30
1952	A	W	21-7
1953	N	W	48-6
1956	A	W	40-7
1957	H	W	40-0
1958	A	L	12-15
1961	N	W	42-0
1963	A	W	30-8
1964	H	W	30-0
1965	A	W	21-7
1966	H	W	27-8
1967	A	W	13-6
1968	H	L	20-50
1969	A	L	0-10
1970	H	W	17-7
1971	A	W	28-0

1972	H	W	37-13
1973	A	L	3-7
1974	H	W	27-7
1975	H	W	26-11
1976	A	W	21-6
1977	A	W	31-7
1978	H	W	20-13
1979	A	L	12-30
1980	H	L	17-20
1981	A	W	29-24
1982	H	W	51-17
1983	A	L	30-38
1984	H	L	10-38
1985	A	L	14-37
1986	H	W	20-13
1987	A	L	17-42
1988	H	W	38-34
1989	A	L	28-49
1990	H	L	0-59
1991	A	L	3-34
1992	H	L	28-55
1993	A	L	0-35
1994	H	W	28-25
1995	A	L	30-44
1996	H	L	3-27
1997	A	L	10-13
1998	H	L	0-24
1999 2OT	A	W	24-17
2000	H	L	10-26
2001	A	L	10-31
2002	H	L	22-27
2003	A	L	0-27
2004	H	L	16-37
2005	A	L	7-38
2006	H	L	0-37
2007	A	L	13-24
2008	H	W	31-3
2009	A	W	28-17

VMI (7-1)

1892	A	L	0-32
1931	H	W	13-0
1932	A	W	44-0
1933	N	W	37-6
1934	A	W	46-0
1939	A	W	20-7
1940	H	W	23-0
2005	H	W	40-14

Virginia Tech (7-10)

1937	N	W	25-0
1938	N	W	18-0
1948	N	W	7-0
1949	H	W	55-7
1950	N	W	47-6
1951	N	W	55-6
1969	N	L	12-48
1981	H	W	14-7
1982	H	L	21-22
1983	A	L	14-27
1984	A	L	0-27
2004	A	L	17-41
2005	H	L	0-45
2006	A	L	0-36
2007	H	L	14-43
2008	A	L	3-14
2009	H	L	26-34

Wake Forest (53-35-2)

1889	N	L	0-32
1889	A	W	8-4
1893	N	W	12-6
1921	N	W	17-0
1922	N	W	3-0
1923	A	L	6-16
1924	H	L	0-32
1925	H	L	3-21
1926	N	L	0-21
1927	A	W	32-6
1928	H	W	38-0
1929	H	W	20-0
1930	A	T	13-13
1931	H	W	28-0
1932	H	W	9-0

1933	H	W	22-0
1934	H	W	28-7
1935	N	W	26-7
1936	A	W	20-0
1937	H	W	67-0
1938	N	W	7-0
1939	H	W	6-0
1940	A	W	23-0
1941	H	W	43-14
1942	A	L	7-20
1944	H	W	34-0
1945	A	W	26-19
1946	H	W	13-0
1947	A	W	13-6
1948	H	L	20-27
1949	H	L	7-27
1950	H	L	7-13
1951	H	L	13-19
1952	A	W	14-7
1953	H	W	19-0
1954	A	W	28-21
1955	H	W	14-0
1956	A	W	26-0
1957	H	W	34-7
1958	A	W	29-0
1959	H	W	27-15
1960	A	W	34-7
1961	H	W	23-3
1962	A	W	50-0
1963	H	W	39-7
1964	A	L	7-20
1965	H	W	40-7
1967	N	W	31-13
1968	H	W	18-3
1969	A	W	27-20
1970	H	L	14-28
1971	A	L	7-23
1972	H	L	7-9
1973	A	T	7-7
1974	H	W	23-7
1975	A	W	42-14
1976	H	L	17-38
1977	A	W	38-14
1978	H	W	3-0
1979	A	L	14-17
1980	H	L	24-27
1981	A	W	31-10
1982	H	W	46-26
1983	A	W	31-21
1984	H	L	16-20
1985	A	L	7-27
1986	H	W	38-36
1987	A	L	27-30
1988	H	L	16-35
1989	A	W	52-35
1990	H	W	57-20
1991	A	L	14-31
1992	H	L	14-28
1993	A	W	21-13
1994	A	W	51-26
1995	H	W	42-26
1996	A	L	16-17
1997	H	L	24-38
1998	A	W	19-16
1999	H	W	48-35
2000	A	L	26-28
2001	H	L	35-42
2002	A	L	10-36
2003	H	L	13-42
2004	A	L	22-24
2005	H	L	6-44
2006	A	L	13-14
2007	H	L	36-41
2008 OT	A	L	30-33
2009	H	L	34-45

Washington (1-1)

1972	A	L	6-14
1973	H	W	23-21

Washington & Lee (7-1)

1927	A	L	7-12
1930	H	W	14-0
1931	A	W	6-0
1932	H	W	13-0
1935	N	W	26-0
1936	N	W	51-0
1937	N	W	43-0
1952	H	W	34-0

West Virginia (3-1)

1966	H	W	34-15
1970	A	W	21-13
1971	H	W	31-15
1985	A	L	18-20

Western Carolina (3-0)

1990	H	W	49-18
1998	H	W	24-10
2003	H	W	29-3

William & Mary (1-6)

1921	H	L	0-12
1922		L	7-13
1923	N	L	0-21
1924	N	L	3-21
1925	A	L	0-41
1951	A	L	13-14
1955	H	W	47-7

Wisconsin (0-1)

1994	N	L	20-34
------	---	---	-------

Wofford (6-0-1)

1920		T	0-0
1921	A	W	68-0
1922		W	26-0
1924	H	W	12-0
1925	A	W	6-0
1926	H	W	34-0
1930	H	W	14-0

HOMECOMING RESULTS

1924	Wake Forest	L	0-32
1925	Wake Forest	L	3-21
1926	Davidson	L	0-20
1927	North Carolina	L	0-18
1928	South Dakota	W	25-7
1929	Pittsburgh	L	7-52
1930	Virginia	W	32-0
1931	VMI	W	13-0
1932	Maryland	W	34-0
1933	Tennessee	W	10-2
1934	Georgia Tech	W	20-0
1935	Tennessee	W	19-6
1936	Colgate	W	6-0
1937	Tennessee	T	0-0
1938	Georgia Tech	W	6-0
1939	Syracuse	W	33-6
1940	Georgia Tech	W	41-7
1941	Tennessee	W	19-0
1942	Georgia Tech	L	7-26
1943	North Carolina	W	14-7
1944	Georgia Tech	W	19-13
1945	Navy	L	0-21
1946	Georgia Tech	L	0-14
1947	Missouri	L	7-28
1948	Georgia Tech	L	7-19
1949	Virginia Tech	W	55-7
1950	Georgia Tech	W	30-21
1951	Virginia	L	7-30
1952	Georgia Tech	L	7-28
1953	Purdue	W	20-14
1954	Army	L	14-28
1955	Pittsburgh	L	7-26
1956	SMU	W	14-6
1957	Maryland	W	14-0
1958	Baylor	W	12-7
1959	Army	L	6-21
1960	Georgia Tech	W	6-0
1961	Clemson	L	7-17
1962	California	W	21-7
1963	Clemson	W	35-30
1964	Georgia Tech	L	8-21
1965	Clemson	L	2-3
1966	Georgia Tech	L	7-48

1967	Clemson	L	7-13
1968	Virginia	L	20-50
1969	North Carolina	W	17-13
1970	Georgia Tech	L	16-24
1971	N.C. State	W	41-13
1972	Maryland	W	20-14
1973	Tulane	L	17-24
1974	Army	W	33-14
1975	Clemson	W	25-21
1976	Maryland	L	3-30
1977	Clemson	L	11-17
1978	Maryland	L	0-27
1979	Clemson	L	10-28
1980	Georgia Tech	W	17-12
1981	Clemson	L	10-38
1982	Wake Forest	W	46-26
1983	Georgia Tech	W	32-26
1984	Wake Forest	L	16-20
1985	Georgia Tech	L	0-9
1986	Maryland	L	19-27
1987	Georgia Tech	W	48-14
1988	Maryland	L	24-34
1989	N.C. State	W	35-26
1990	Wake Forest	W	57-20
1991	Georgia Tech	L	6-17
1992	Maryland	L	25-27
1993	Georgia Tech	L	14-47
1994	North Carolina	L	40-41
1995	Georgia Tech	L	21-37
1996	Clemson	L	6-13
1997	Navy	W	26-17
1998	Virginia	L	0-24
1999	Vanderbilt	L	14-31
2000	North Carolina	L	21-59
2001	Georgia Tech	L	10-37
2002	Virginia	L	22-27
2003	Wake Forest	L	13-42
2004	The Citadel	W	28-10
2005	Navy	L	21-28
2006	Virginia	L	0-37
2007	Virginia Tech	L	14-43
2008	Miami	L	31-49
2009	N.C. Central	W	49-14

BOWL GAME SUMMARIES

[7] Southern California 7, [3] Duke 3

Rose Bowl • January 2, 1939 • Pasadena, Calif.

The Blue Devils' famed "Iron Dukes", with co-captains **Dan Hill** and **Eric Tipton** leading the way, entered the Rose Bowl having completed the regular season unbeaten, untied and unscored upon, but Southern Cal ruined that perfect season in the final minute of Duke's first bowl appearance.

Coach **Wallace Wade** said, "I hated to see the boys lose it when they played such a great game. We did well as long as they used only two teams, but when they put in those third and fourth teams, they were too much for us."

But Duke probably won more national fans that day than they would have had they won. **Bill Stern's** NBC radio broadcast went into homes here and abroad and millions of fans mourned with the Blue Devil faithful.

The game itself rocked back and forth for three quarters, mostly a punting duel between **Granny Lansdell** and **Mickey Anderson** of the Trojans and Tipton of the Blue Devils.

Late in the third quarter, Lansdell booted one to **George McAfee** who returned it 26 yards to the Trojan 49, and two plays later, McAfee took a pass from Tipton and went to the USC 25.

After **Roger Robinson**, Tipton and **Bob O'Mara** had picked up nine yards in three rushes, **Tony Ruffa** booted a field goal and Duke led, 3-0, with just a minute played in the fourth quarter.

With seven minutes remaining in the game, a Duke fumble gave the Trojans the ball on the Blue Devil 10-yard line, but three plays later they were back at the 15-yard line and then missed a 24-yard field goal attempt.

It looked like Duke had it, but with two minutes to go and the Trojans on the Duke 35, coach **Howard Jones** sent in **Doyle Nave**, their number four quarterback. He simply completed three straight passes to **Al Krueger**, their number two left end, with the clincher coming from the 16-yard line.

But the game was not over. On the very last play, Tipton threw a forward pass to McAfee who went 17 yards to the Trojan 40-yard line where the final Trojan caught him.

USC's winning touchdown ended Duke's defensive domination after the Blue Devils had held opponents scoreless in the previous nine games.

Anthony J. McKevlin, sports editor of the *Raleigh News & Observer* reported that "the fans who jammed the huge Rose Bowl got more than they expected. They were treated to a football battle worthy of the setting. Long will they talk about this game, and always the talk of the great play of the Blue Devils will be words of praise."

The Duke starting lineup included **Bolo Perdue** (left end), **Frank Ribar** (left tackle), **Fred Yorke** (left guard), **Hill** (center), **Allen Johnson** (right guard), **Bob Haas** (right tackle), **Bill Bailey** (right end), **Bob Spangler** (quarterback), **Willard Eaves** (left halfback), Tipton (right halfback) and O'Mara (fullback).

The Blue Devils became one of just three teams since 1920 to go through the regular season unbeaten, untied and unscored upon, joining Colgate in 1932 and Tennessee in 1939.

	1	2	3	4		Final
Duke	0	0	0	3	=	6
Southern Cal	0	0	0	7	=	7

Team	Qtr	Time	Play
DUKE	4	14:00	Ruffa 24 FG
USC	4	0:40	Krueger 18 pass from Nave (Gasper kick)

	Southern Cal	Duke
First Downs	13	8
Rushing Attempts-Net Yards	39-140	28-82
Passing (C-A-I)	13-32-0	5-12-0
Passing Yards	86	54
Total Offensive Yards	226	136
Fumbles-Lost	0-0	1-0
Penalties-Yards	6-40	3-25
Punts-Average	15-40.3	16-40.6

RUSHING — Duke: Tipton 14-56, W. McAfee 2-18, O'Mara 7-14, G. McAfee 2-(-5), Robinson 1-(-5), Spangler 1-(-6); USC: Lansdell 16-88, Anderson 7-26, Jones 4-10, Banta 4-6, Sangster 2-4, Day 3-3, Krueger 1-3, Morgan 1-(-1).

PASSING — Duke: Tipton 5-12-2-54; USC: Lansdell 9-20-2-47, Nave 4-4-0-39, Day 0-6-1-0, Peoples 0-1-0-0, Anderson 0-1-0-0.

RECEIVING — Duke: G. McAfee 3-45, Spangler 2-9; USC: Krueger 1-39, Winslow 1-16, Hoffman 3-14, Jones 1-7, Peoples 1-7, Sangster 3-2.

[12] Oregon State 20, [2] Duke 16

Rose Bowl • January 1, 1941 • Durham, N.C.

The 1942 Rose Bowl game is like no other in the history of this famous contest. Large crowds had been banned on the West Coast due to the Japanese bombing of Pearl Harbor, and bowl officials accepted an offer from Duke to host the game in Durham, making this the only time the game has ever been played outside of Pasadena.

Often called the most hectic week in Durham's history, the final days leading to the transplanted 1942 Rose Bowl only served as a prelude to what transpired on the field of play. Not even a steady rain that chilled the 56,000 spectators at Duke Stadium could detract from a marvelously contested affair between the Southern Conference champion Blue Devils and the invaders from Oregon State.

Coach **Wallace Wade's** team, during a 9-0 regular season, averaged 34.5 points a game and scored at least 50 three times, making them the second-highest scoring club in the country.

The Blue Devils promptly fumbled away the opening kickoff to their guests. That play certainly set the tone for the rest of the afternoon.

The Beavers' first scoring march started on their own 49 and proceeded to inside the Duke 20 before it ran into a snag at the 15. It was third down and eight to go and everyone in the stadium knew it was a passing down except **Don Durdan**. He took the toss from center and dropped back a few feet as if to pass. Duke's onrushing linemen stormed in but were caught by surprise when Durdan took off running around the right and crossed the goal line without being touched.

Steve Lach scored Duke's first touchdown, scampering into the end zone on a reverse from four yards out. Durham's own **Bob Gantt** converted the extra point to tie the score at 7-7.

The third period featured three touchdowns. The first one was the direct result of two big plays, with **Gene Gray** carrying the ball 24 yards from his own 45 to Duke's 31. After a four-yard running play and an offside penalty, left halfback **Bob Dethman** shot a pass to left end **George Zellick** for the touchdown.

Duke struck back only two minutes later. Lach turned in the key yardage by bolting 39 yards on another reverse to put the ball at the Beaver 25. After a Lach run and a penalty, **Winston Siegfried** plunged in with no difficulty from the one-yard line and **Tommy Prothro** booted an extra point to tie the score again.

Just two plays after taking the Duke kickoff, Dethman rifled a 68-yard touchdown pass to Gray to give Oregon State the lead for good.

Duke added a safety in the fourth quarter when Durdan was swarmed by five Duke players on a bad snap from center. Duke threatened offensively throughout the final period, three times advancing inside the Oregon State 35 and once to the 20 before **George Peters** intercepted a pass. The game ended with Dethman intercepting a Blue Devil pass, with the score 20-16.

	1	2	3	4		Final
Oregon State	7	0	13	0	=	20
Duke	0	7	7	2	=	16

Team	Qtr	Play
OSU	1	Durdan 15 run (Simas kick)
DUKE	2	Lach 4 run (Gantt kick)
OSU	3	Zellick 22 pass from Dethman (Simas kick)
DUKE	3	Siegfried 1 run (Prothro kick)
OSU	3	Gray 68 pass from Dethman (Simas kick failed)
DUKE	4	SAFETY — Durdan tackled in end zone

	Oregon State	Duke
First Downs	14	15
Rushing Attempts-Net Yards	55-154	39-222
Passing (C-A-I)	5-15-2	5-16-4
Passing Yards	148	88
Total Offensive Yards	302	310
Fumbles-Lost	1-1	3-3
Penalties-Yards	2-20	3-25
Punts-Average	7-47.8	8-46.4

RUSHING — Duke: Lach 12-124, Davis 12-80, Siegfried 9-25, Long 3-5, Rute 2-(-1), Smith 1-(-11); OSU: Durdan 17-43, Dethman 11-42, Gray 2-28, Day 2-27, Smith 2-9, Libbee 1-3, Shelton 3-2.

PASSING — Duke: Rute 3-8-1-81, Davis 2-8-3-7; OSU: Dethman 6-7-0-148, Durdan 0-6-0-0, Gray 0-1-1-0, Libbee 0-1-0-0.

RECEIVING — Duke: Gantt 4-93, Smith 1-18; OSU: Gray 1-68, Durdan 1-41, Zellick 1-32, Peters 3-7.

[11] Duke 29, Alabama 26

Sugar Bowl • January 1, 1945 • New Orleans, La.

In a game that sportswriter **Grantland Rice** called, "one of the greatest thrillers of all time," the Blue Devils were forced to come from behind twice in the Sugar Bowl.

Despite its 5-4 record, Duke again was cast in the favorite's role. After a 61-7 crunching of Richmond in the season opener, Duke lost in succession to Pennsylvania, North Carolina Pre-Flight, Navy and Army. The Blue Devils had gained much prestige with their showings against the service academies and was the only team to hold a lead on Army all season.

Duke's explosive offense, nicknamed the "Whiz Kids" for its speed and wide-open style of play, was led by running backs **Tom Davis** and **George Clark** as Davis picked up 101 yards on 27 carries and Clark 123 on 14 with each adding two touchdowns.

As expected, Duke head coach **Eddie Cameron's** charges started the game with a flurry, scoring the first touchdown just 2:25 into the contest. It took only five plays for the Blue Devils to cross the goal line. Clark returned the opening kickoff and then ran around left end on the first play for a gain of 52 yards. Three plays later, Clark scrambled for the touchdown with a PAT success from **Harold Raether**.

Alabama, led by quarterback **Harry Gilmer**, who completed all eight of his passes for 142 yards, came back with three straight scores for a 19-7 lead.

It was now time for a Duke comeback, and Cameron decided to try the passing attack. He installed **Cliff Lewis** and he promptly engineered a 63-yard scoring drive. Lewis pitched once to Raether for 13 yards, then to **Gordon Carver** for 15. Next, Lewis ran around the right side for 26 yards to the 2-yard line. Davis scored the touchdown and made it a 19-13 halftime deficit.

Duke returned to its more traditional power tactics after the break with the Davis carrying the ball on 11 of the 12 plays of the first drive of the second half. He capped the 64-yard drive with a one-yard scoring plunge, putting Duke back ahead 26-19.

The Blue Devils started a fourth quarter drive at the Tide 30-yard line when Lewis, looking to pass to Carver, threw wildly and was intercepted by Alabama's **Hugh Morrow** who ran it back 78 yards for a score. Then he hit the extra point to make it 26-20.

Alabama took possession with just under three minutes to play and elected to take a safety on first down to avoid any gambles on a bad pass from center. The result was disastrous as Clark took the ensuing free kick and brought it all the way back to the Alabama 39.

LaRue followed with a 19-yard gain on a reverse to set the stage for a dramatic, game-winning 20-yard run by Clark for the 29-26 final score. The score was not ultimately settled until the final play when Carver pulled down an Alabama receiver on the 24-yard line as the clock expired.

The Duke offense rolled up 336 yards on the ground while the Blue Devil defensive unit limited the Crimson Tide to just 249 yards of total offense.

	1	2	3	4		Final
Alabama	12	7	0	7	=	26
Duke	7	6	7	9	=	29

Team	Qtr	Play
DUKE	1	Clark 14 run (Raether kick)
ALA	1	Hodges 1 run (Morrow kick failed)
ALA	1	Hodges 1 run (Morrow kick failed)
ALA	2	Jones 12 pass from Tew (Morrow kick)
DUKE	2	Davis 1 run (Raether kick failed)
DUKE	3	Davis 1 run (Raether PAT)
ALA	4	Morrow 78 interception return (Morrow kick)
DUKE	4	SAFETY — Gilmer tackled in end zone
DUKE	4	Clark 20 run (Raether kick)

	Alabama	Duke
First Downs	8	19
Rushing Attempts-Net Yards	30-107	62-336
Passing (C-A-I)	8-8-0	5-8-1
Passing Yards	142	47
Total Offensive Yards	249	383
Fumbles-Lost	1-1	6-1
Penalties-Yards	2-6	1-5
Punts-Average	5-35.0	4-34.0

RUSHING — Duke: Clark 14-123, Davis 27-101, Lewis 10-39, Larue 2-38, Carver 3-22, Spears 4-7, Haggerty 1-6, Jones 1-0; Alabama: Gilmer 14-63, Hodges 8-29, Grant 3-12, Tew 3-3, Albright 2-0.

PASSING — Duke: Lewis 4-7-1-40, Davis 1-1-0-7; Alabama: Gilmer 8-8-0-142.

RECEIVING — Duke: Carver 4-35, Raether 1-12; Alabama: Jones 4-136, Self 2-4, Morrow 2-2.

[14] Duke 34, Nebraska 7

Orange Bowl • January 1, 1955 • Miami, Fla.

Seeing their first bowl action in 10 years, the Blue Devils, champions of the Atlantic Coast Conference, represented the league in the Orange Bowl and came away with an impressive 34-7 win over Nebraska.

It was Duke's rushing game that proved too tough for the Cornhuskers as the Blue Devils tallied 288 yards to Nebraska's 84. Duke gained 370 total yards to the slim 110-yard attack that Nebraska mounted.

After a scoreless first quarter, Duke unleashed a relentless offensive attack. On the first possession of the second quarter, captain **Jerry Barger** directed Duke 65 yards to its first score. The senior quarterback hit end **Sonny Sorrell** with a 22-yard pass for the biggest gainer of the drive. Left halfback **Bob Pascal** had an 11-yard run in the series and climaxed the march with a seven-yard jaunt around the end untouched. **Jim Nelson's** extra point made it 7-0 with 11 minutes to play in the first half.

Later in the quarter, Nebraska's number two quarterback, **Don Erway**, tried to pass from his own 20-yard line. Duke fullback **Bryant Aldridge** intercepted downfield and returned the ball to the 21, and three plays later the Blue Devils were on top 14-0. **Jerry Kocourek** scored on a perfect two-yard pass from Barger just 28 seconds before halftime.

"That intercepted pass gave us that second touchdown and put us on the ice," said head coach **Bill Murray**. "Nebraska had a good, tough team. But we got the big break. Nebraska gave us the big chance with that pass and we took advantage of it."

After Nebraska made it 14-7 in the third quarter, Duke took the next kickoff and drove 65 yards in eight plays to go up 20-7. On their next possession, following a **Nick McKeithan** interception and 25-yard return, the Blue Devils went 11 yards and made it 27-7, getting the touchdown on the first play of the fourth period. The very next time they got their hands on the ball, they went 51 yards in ten plays to close out the scoring for the 34-7 margin.

Sorrell hauled in a 17-yard scoring strike from Barger to get that third touchdown, following a nice 29-yard run by Pascal. McKeithan got the fourth score on a one-yard buck through the line then **Sam Ebert** ended the 51-yard drive with a three-yard run for the fifth and final score.

Many of the record 68,750 spectators started leaving the stands when Duke made it 27-7. That was of little concern to Murray, however, as he completely cleared his bench and allowed all 36 players who dressed for the game to play in it.

"I knew we'd have to play our best to stand a chance of beating Duke," said Nebraska head coach **Bill Glasford**. "But we came up with a stinking performance and got spanked. That Duke line outcharged us. Those linemen were on top of our ball carriers before they got started."

	1	2	3	4		Final
Nebraska	0	0	7	0	=	7
Duke	0	14	6	14	=	34

Team	Qtr	Play
DUKE	2	Pascal 7 run (Nelson kick)
DUKE	2	Kocourek 2 pass from Barger (Nelson kick)
NEB	3	Comstock 3 run (Clark kick)
DUKE	3	Sorrell 17 pass from Barger (Nelson kick failed)
DUKE	4	McKeithan 1 run (Nelson kick)
DUKE	4	Eberdt 3 run (Nelson kick)

	Nebraska	Duke
First Downs	6	23
Rushing Attempts-Net Yards	34-84	64-288
Passing (C-A-I)	1-9-2	7-13-0
Passing Yards	26	82
Total Offensive Yards	110	370
Fumbles-Lost	0-0	2-1
Penalties-Yards	2-20	2-30
Punts-Average	7-28.9	5-23.6

RUSHING — Duke: Pascal 9-91, McKeithan 8-48, Aldridge 11-46, Bass 7-21, Eberdt 5-20, Lutz 4-15, Barger 5-13, Jurgensen 3-9, Beasley 1-9, Conner 2-7, Pest 2-5, Murray 2-4, Blaney 5-0; Nebraska: Smith 5-22, Comstock 3-20, Edwards 4-18, Clark 7-16, Korinek 7-15, Johnson 3-8, Greenlaw 2-2, Brown 2-(-7), Erway 1-(-11).

PASSING — Duke: Barger 7-9-0-82, Bass 0-2-0-0, Pascal 0-1-0-0, Jurgensen 0-1-0-0; Nebraska: Greenlaw 1-2-0-26, Brown 0-3-0-0, Clark 0-1-0-0, Erway 0-1-1-0, Comstock 0-1-0-0, Johnson 0-1-1-0.

RECEIVING — Duke: Sorrell 3-53, Blaney 1-12, Aldridge 1-10, Bass 1-5, Kocourek 1-2; Nebraska: Korinek 2-26.

Oklahoma 48, [16] Duke 21

Orange Bowl • January 1, 1958 • Miami, Fla.

Duke found its return trip to the Orange Bowl a little sour in 1958.

First of all, 1957 marked the last year that the ACC would send its champion to the Orange Bowl, and Duke earned the trip as league leader N.C. State was on NCAA probation. The Blue Devils were paired against highly-favored and fourth-ranked Oklahoma.

Duke, which started out the 1957 campaign with a 5-0 record but went 1-2-2 to close the regular season, kept pace with the 9-1 Sooners through the first three quarters.

No one, however, could have expected the game to be decided the way it was — by the Sooners turning six Duke mistakes into touchdowns.

Duke served up the Sooners' first two scores as Oklahoma built an early 14-0 lead. Blue Devil mistakes also accounted for the Sooners' final four as Oklahoma scored 27 points in the fourth quarter to break open a 21-14 nail biter. The six strikes came on quick conversions of two fumbles, two interceptions, a blocked punt and a wild snap from center.

Oklahoma's first conversion came after Duke moved deep into Sooner territory. Quarterback **George Harris** tossed a wild pass into the right flat which **David Baker** picked off at the six-yard line and ran it back 94 yards for paydirt.

Soon after, Oklahoma was back in the scoring column after a bad snap in punt formation which **Clendon Thomas** took at the Duke 13-yard line and returned for a 14-0 lead.

To Duke's credit, the Blue Devils responded with fury and took the ball 65 yards in seven plays for a score to make it 14-7 at the half. Key plays in the drive included **Wray Carlton's** 20-yard run and a twisting 17-yard run by **George Dutrow** that put the ball on the three. Team captain **Hal McElhaney** scored the first two times he touched the ball in this game.

Both teams scored in the third quarter with Oklahoma first on a six-inch sneak by **Carl Dodd**. He set up the score with 36-yard punt return to the Duke 14.

Duke came right back and pushed its way with authority through the Oklahoma defense for 85 yards on 11 plays. **Pryor Millner's** passing and Dutrow's running ate up the yardage. Then Dutrow circled around the end eight yards for the score behind a jarring block by **Roy Hord**. After that, very little went right for Duke as mistakes spelled doom in the fourth quarter.

Carlton and Dutrow led the way for the Blue Devils with 84 and 69 yards, respectively.

Overall, Duke outrushed the Sooners 231-165 and ran more plays, 69-44, but the final score was all Oklahoma.

	1	2	3	4		Final
Duke	0	7	7	7	=	21
Oklahoma	7	7	7	27	=	48

Team	Qtr	Play
OKLA	1	Baker 94 interception return (Dodd kick)
OKLA	2	Thomas 13 run (Dodd kick)
DUKE	2	McElhaney 3 run (Carlton kick)
OKLA	3	Dodd 1 run (Dodd kick)
DUKE	3	Dutrow 8 run (Carlton kick)
OKLA	4	Sandefur 3 run (Dodd kick)
OKLA	4	Baker 29 pass from Hobby (Boyd kick)
OKLA	4	Hobby 9 pass from Baker (Boyd kick failed)
DUKE	4	McElhaney 4 run (Carlton kick)
OKLA	4	Carpenter 30 interception return (McDaniel kick)

	Oklahoma	Duke
First Downs	12	16
Rushing Attempts-Net Yards	45-197	59-235
Passing (C-A-I)	9-19-3	7-12-2
Passing Yards	109	86
Total Offensive Yards	301	321
Fumbles-Lost	2-1	4-2
Penalties-Yards	13-165	4-30
Punts-Average	8-36.0	9-26.0

RUSHING — Duke: Carlton 15-84, Dutrow 12-69, Rushton 10-38, Fetsko 10-29, McElhaney 3-13, Lee 3-9, Harris 3-9, Cutler 1-4, Bell 1-0, Dupler 1-0, Brodhead 5-(-11), Cottingham 1-(-12); **Oklahoma**: Thomas 14-89, Rolle 6-27, Sandefur 4-26, Baker 5-24, Morris 5-18, Hobby 2-13, Dodd 7-11, Boyd 2-(-11).

PASSING — Duke: Brodhead 4-6-1-53, Millner 3-3-0-33, Harris 0-1-1-0, Dutrow 0-1-0-0, Carlton 0-1-0-0; **Oklahoma**: Hobby 3-4-0-44, Dodd 3-5-1-34, Baker 2-3-1-20, Thomas 1-3-0-11, Sandefur 0-4-1-0.

RECEIVING — Duke: Lattimore 3-33, McElhaney 1-19, Dutrow 1-8, Thompson 1-12, Carlton 1-4; **Oklahoma**: Baker 1-29, Stiller 2-26, Sandefur 2-19, Thomas 1-12, Coyle 1-10, Hobby 1-8, Jennings 1-5.

[10] Duke 7, [7] Arkansas 6

Cotton Bowl • January 2, 1961 • Dallas, Texas

Duke won its fourth ACC football title in 1960 and landed squarely in its first Cotton Bowl. But don't get the impression that the Blue Devils and their 7-3 record rolled into Dallas on a high note. Coach **Bill Murray's** team lost its last two regular season games and had plenty to prove when it met Arkansas.

Two of the nation's premier passing teams were to showcase their aerial talents, but it was defense that proved to be the final factor. Quarterback **Don Altman** led the Blue Devil attack as the Blue Devils captured a narrow 7-6 victory over Arkansas in Duke's only trip to the Cotton Bowl.

The first ever tilt with the Hogs marked one of Duke's all-time great comeback victories. The Blue Devils didn't have far to come back from but they waited until the very end and did it in a dramatic fashion.

After a scoreless first half, Arkansas' great back, **Lance Alworth**, ended the shutout with 2:53 remaining in the third period by returning a Duke punt 49 yards for a touchdown. Duke stopped the extra point when **Dave Unser** broke through the line to smother the attempt.

Finally, Duke's offense came to life in the fourth quarter. Arkansas had yielded only one touchdown in its final four regular season contests. Duke knew the yards would come tough, and they did. The Blue Devils managed only 189 yards for the game and 73 came on one drive.

Duke's game-winning touchdown drive came in the face of this defense and can only be called remarkable. With gritty determination, the Blue Devils marched 73 yards into the teeth of the Razorbacks and scored with just 2:45 to play. Altman engineered the drive which featured no long gains and took 18 snaps to accomplish. Two of those plays were fourth down conversions and six were passes hauled in by All-America end **Claude "Tee" Moorman**.

Three plays leading up to the TD were considered especially devastating from the Razorbacks' side of the field. First, there was a seven-yard pass from Altman to **Bob Spada** after Altman had appeared to be trapped for a long loss. Then, Duke had third-and-three on the Arkansas 30-yard line and the Hogs suspected a pass in the flat to Moorman. They guessed right with Alworth getting his hands on the ball only to have Moorman struggle it away but for a three-yard loss.

That set up fourth down and Altman calmly found **Dean Wright** in the clear and hit him with a pass good for 11 yards.

Four plays later came the tying touchdown pass, and it involved just a little tomfoolery. The play went down in the scoring summary as a nine-yard pass from Altman to Moorman, but there were two spur-of-the-moment wrinkles on this play. The play, 31-rollback, had been used before with Altman pitching it to the halfback who then pitches it back before entering the line and Altman peels left to find his receiver.

Altman called the play and got the ball back but curled to his right where he found a wide open Moorman who had faked Alworth with a look in and a cut out — the opposite of the usual play.

Captain **Art Browning** then came in to kick the extra point — perfect.

	1	2	3	4		Final
Arkansas	0	0	6	0	=	6
Duke	0	0	0	7	=	7

Team	Qtr	Time	Play
ARK	3	2:53	Alworth 49 punt return (kick failed)
DUKE	4	2:45	Moorman 9 pass from Altman (Browning kick)

	Arkansas	Duke
First Downs	12	10
Rushing Attempts-Net Yards	45-148	43-96
Passing (C-A-I)	5-13-2	13-17-1
Passing Yards	71	93
Total Offensive Yards	219	189
Fumbles-Lost	1-1	2-2
Penalties-Yards	4-40	3-15
Punts-Average	6-30.8	8-36.9

RUSHING — Duke: Wilson 13-32, Wright 9-26, Arrington 5-14, McGee 3-10, Leggett 5-8, Tinnell 5-6, Rappold 2-1, Burch 1-0, Altman 1-(-1); **Arkansas**: Alberty 13-44, Alworth 11-33, Horton 5-32, McKinney 10-31, Moore 4-7, Cox 1-1, Moody 1-0.

PASSING — Duke: Altman 12-15-0-83, Wright 1-1-0-10, Rappold 0-1-1-0; **Arkansas**: McKinney 4-10-1-58, Moore 1-3-0-13.

RECEIVING — Duke: Moorman 8-45, Wilson 3-30, Wright 1-11, Spoda 1-7; **Arkansas**: Alworth 3-41, Collier 2-30.

[24] Texas Tech 49, [20] Duke 21**All American Bowl • December 28, 1989 • Birmingham, Ala.**

After sharing the ACC title and making its first bowl appearance in over 25 years, Duke had its sights set on the first nine-win season since the Rose Bowl team of 1941.

The Blue Devils came into the game winners of seven straight after a 1-3 start. The record-setting squad was led by ACC Coach of the Year **Steve Spurrier** and his "Airball" attack featuring All-America wide receiver **Clarkston Hines**.

Texas Tech running back **James Gray** quickly dashed those thoughts, though, as the Red Raiders scored the first four touchdowns of the contest to take an early 28-0 lead and set the tone for an eventual 49-21 Duke loss.

The first 20 minutes were dominated by Texas Tech, which finished with 339 first-half yards, and Gray, who set an All American Bowl record with three touchdowns in one half. Duke turned the ball over three times and fell behind 28-0 before a quick rally made it 28-14 at the half.

Sophomore quarterback **Dave Brown** came in to lead Duke on two quick scoring strikes. The first drive took but 25 seconds and two plays with **Bud Zuberer** hauling in a 30-yard pass down the right sideline with 8:03 left in the half. The second took 50 seconds and four plays, with **Dave Colonna** catching a 25-yard scoring pass over the middle with 2:31 to go in the half.

Brown finished the night completing 17-of-30 pass attempts for 268 yards and three touchdowns.

Duke had 416 total yards on 59 plays from scrimmage while Texas Tech ran 82 plays for 523 yards.

Duke had one last first-half possession, starting at its 39 with 31 seconds remaining. The Blue Devils tried their "huddle play" — four players gathering around the ball in the backfield but Brown was dropped for a seven-yard loss.

Texas Tech quickly regained the second half momentum. The Red Raiders stayed on the ground for 11 plays and 62 yards and capped the 6:12 drive with a one-yard run by reserve **Anthony Lynn**.

The Red Raiders upped the lead to 42-14 entering the fourth quarter.

Hines finished his Duke career with another stellar performance, catching six passes for 112 yards while Duke's 1,000-yard rusher, **Randy Cuthbert**, could manage just 32 yards on five attempts. A two-time All-America pick and the 1989 ACC Player of the Year, Hines ended his career as Duke's all-time leader in career catches, yards, touchdowns and 100-yard receiving games.

The game also was Spurrier's last as the coach of the Blue Devils. He took over the Florida program, his alma mater, following the season. The two-time ACC Coach of the Year pick finished his Duke head coaching career with a 20-13-1 record.

	1	2	3	4		Final
Duke	0	14	0	7	=	21
Texas Tech	14	14	14	7	=	49

Team	Qtr	Play
TECH	1	Gray 2 run (Elliott kick failed)
TECH	1	Price 36 pass from Gill (Talkington pass from Gill)
TECH	2	Gray 54 run (Elliott kick)
TECH	2	Gray 18 run (Elliott kick)
DUKE	2	Zuberer 30 pass from Brown (Gardner kick)
DUKE	2	Colonna 25 pass from Brown (Gardner kick)
TECH	3	Lynn 1 run (Elliott kick)
TECH	3	Gill 1 run (Elliott kick)
DUKE	4	Colonna 16 pass from Brown (Gardner kick)
TECH	4	Gray 32 run (Elliott kick)

	Texas Tech	Duke
First Downs	22	19
Rushing Attempts-Net Yards	68-349	17-67
Passing (C-A-I)	6-14-0	25-42-2
Passing Yards	174	349
Total Offensive Yards	523	416
Fumbles-Lost	0-0	3-2
Penalties-Yards	6-40	4-40
Punts-Average	5-37.6	5-36.4

RUSHING — Duke: Cuthbert 5-33, Boone 2-24, Ray 3-19, D. Brown 4-10, C. Brown 1-8, Verona 1-4, R. Jones 1-2; Texas Tech: Gray 33-280, Lynn 13-64, Gill 5-26, McAfee 5-14, Sheffield 5-9, Winston 3-9, Price 1-7, Ratton 1-3, Williams 1-2, Sears 1-1.

PASSING — Duke: Ray 7-11-1-69, D. Brown 17-30-1-268, Clements 1-1-0-12;

Texas Tech: Gill 5-13-0-174, Ratton 0-1-0-0.

RECEIVING — Duke: Hines 6-112, Colonna 5-63, Cuthbert 4-49, Zuberer 2-47, W. Jones 3-46, Ray 1-12, Boone 2-9, C. Brown 1-9, Mays 1-2; Texas Tech: Price 3-89, Lynn 2-57, Manyweather 1-28.

Wisconsin 34, [25] Duke 20**Hall of Fame Bowl • January 2, 1995 • Tampa, Fla.**

The Blue Devils battled back from a disastrous first quarter to tie Wisconsin at 13-13 in the second half of the 1995 Hall of Fame Bowl. But when push came to shove, it was the Badgers' huge offensive line that did the pushing and shoving, paving the way for the 241 rushing yards by **Terrell Fletcher** and a 34-20 Wisconsin win.

Wisconsin opened the scoring just six minutes into the contest when **Jeff Messenger** returned a **Spence Fischer** interception 19 yards for a Badger touchdown. Fischer actually had three interceptions in the game's first eight minutes after throwing just five interceptions in Duke's last nine regular season games.

The Duke defense kept the game close with a fourth down stop while forcing Wisconsin to kick two long field goals in the first quarter.

Fischer rebounded in the second frame, directing the Blue Devils to two scoring drives, including a 13-play, 90-yard drive capped by a **Robert Baldwin** 7-yard run for paydirt. At the end of the half placekicker **Tom Cochran** was true on a 30-yard effort to make it just 13-10 heading into the locker room.

Duke responded in the second half with another Cochran field goal 6:30 into the third quarter to tie the score at 13 apiece.

After that, the Badgers' offensive line took full force, marching 78 yards on 10 plays - all on the ground to take a 19-13 lead. **Ray Farmer** blocked the point after to leave the Blue Devils just six behind. Wisconsin scored the eventual winning score midway through the fourth quarter when quarterback **Darrell Bevell** hooked up with **Jason Burns** for an 11-yard touchdown. The two-point conversion made it 27-13.

Even then, the Blue Devils were not through. Fischer rallied the Blue Devils to an 80-yard scoring march on 10 plays, topped by another Baldwin scoring run with just 4:10 to play.

Duke's defense couldn't hold in the end. On third and one at the Duke 49-yard line with just barely two minutes to play, Fletcher galloped 49 yards for paydirt and the clincher for the Badgers.

On the offensive side of the ball, Duke turned to its passing game and the arm of Fischer. Fischer completed 28-of-46 passes for 314 yards, connecting with tight end **Bill Khayat** 11 times for 109 of those yards. Wide receiver **Jon Jensen** had six catches for 97 additional yards.

However, the Blue Devils could not get a throw into the endzone, as Duke's two touchdowns came from the rushing efforts of Baldwin, the 1994 ACC Player of the Year and third team All-America pick, who rushed for 70 yards on 21 carries on the day.

"Our players fought back from adversity and kept the outcome in doubt until the final two minutes," said Duke's **Fred Goldsmith**, the 1994 National Coach of the Year.

	1	2	3	4		Final
Duke	0	10	3	7	=	20
Wisconsin	13	0	6	15	=	34

Team	Qtr	Play
WISC	1	Messenger 19 interception return (Schnetzky kick)
WISC	1	Hall 48 FG
WISC	1	Hall 43 FG
DUKE	2	Baldwin 7 run (Cochran kick)
DUKE	2	Cochran 30 FG
DUKE	3	Cochran 30 FG
WISC	3	Fletcher 1 run (Schnetzky kick failed)
WISC	4	Burns 11 pass from Bevell (Fletcher pass from Bevell)
DUKE	4	Baldwin 2 run (Cochran kick)
WISC	4	Fletcher 49 run (Schnetzky kick)

	Wisconsin	Duke
First Downs	19	23
Rushing Attempts-Net Yards	48-278	29-68
Passing (C-A-I)	11-20-1	28-46-4
Passing Yards	161	314
Total Offensive Yards	446	399
Fumbles-Lost	2-2	0-0
Penalties-Yards	12-86	5-40
Punts-Average	1-38.0	4-42.5

RUSHING — Duke: Baldwin 21-70, Fischer 6-15, White 1-0, Lowman 1-0;

Wisconsin: Fletcher 39-241, Burns 6-45, Bevell 3-(-1).

PASSING — Duke: Fischer 28-46-4-314; Wisconsin: Bevell 11-20-1-161.

RECEIVING — Duke: Khayat 11-109, Jensen 6-97, Farquhar 3-41, Thomas 3-30, Fleming 2-13, Lowman 1-10, Baldwin 1-9, Opaalenick 1-5; Wisconsin: Dawkins 3-29, Burns 2-28, Johnson 2-17, Simmons 1-52, Roan 1-17, Jackson 1-10, Fletcher 1-8.

DUKE VS. NATIONALLY-RANKED OPPONENTS (AP Poll)

23-124-6 Overall; 10-53-4 vs. Top 10

10-24-1936	[2] Tennessee 15, Duke 13	L	Knoxville, Tenn.	09-30-1978	[4] Michigan 52, Duke 0	L	Ann Arbor, Mich.
11-27-1937	[1] Pittsburgh 10, [18] Duke 0	L	Durham, N.C.	10-28-1978	[5] Maryland 27, Duke 0	L	Durham, N.C.
11-26-1938	[3] Duke 7, [4] Pittsburgh 0	W	Durham, N.C.	11-10-1979	[20] Wake Forest 17, Duke 14	L	Winston-Salem, N.C.
01-02-1939	[7] Southern California 7, [3] Duke 3	L	Pasadena, Calif.	09-20-1980	[19] Auburn 35, Duke 28	L	Auburn, Ala.
11-18-1939	[13] Duke 13, [7] North Carolina 3	W	Durham, N.C.	10-11-1980	[17] South Carolina 20, Duke 7	L	Columbia, S.C.
01-01-1942	[12] Oregon State 20, [2] Duke 16	L	Durham, N.C.	11-22-1980	[15] North Carolina 44, Duke 21	L	Chapel Hill, N.C.
10-17-1942	Duke 34, [9] Colgate 0	W	Buffalo, N.Y.	09-12-1981	[11] Ohio State 34, Duke 13	L	Columbus, Ohio
10-31-1942	[9] Georgia Tech 26, Duke 7	L	Durham, N.C.	10-17-1981	[6] Clemson 38, Duke 10	L	Durham, N.C.
10-09-1943	[4] Navy 14, [5] Duke 13	L	Baltimore, Md.	11-21-1981	[15] North Carolina 44, Duke 21	L	Durham, N.C.
10-14-1944	[6] Navy 7, Duke 0	L	Baltimore, Md.	10-16-1982	[20] Clemson 49, Duke 14	L	Clemson, S.C.
10-21-1944	[2] Army 27, Duke 7	L	New York, N.Y.	10-01-1983	[15] Miami (Fla.) 56, Duke 17	L	Durham, N.C.
11-04-1944	Duke 19, [5] Georgia Tech 13	W	Durham, N.C.	10-22-1983	[15] Maryland 38, Duke 3	L	College Park, Md.
11-11-1944	[20] Duke 34, [12] Wake Forest 0	W	Durham, N.C.	09-13-1986	[19] Georgia 31, Duke 7	L	Athens, Ga.
10-27-1945	[1] Army 48, [19] Duke 13	L	New York, N.Y.	10-18-1986	[17] Clemson 35, Duke 3	L	Clemson, S.C.
10-26-1946	[1] Army 19, [13] Duke 0	L	New York, N.Y.	10-17-1987	[7] Clemson 17, Duke 10	L	Clemson, S.C.
11-02-1946	[16] Georgia Tech 14, [19] Duke 0	L	Durham, N.C.	10-15-1988	[11] Clemson 49, Duke 17	L	Clemson, S.C.
11-09-1946	Duke 13, [13] Wake Forest 0	W	Durham, N.C.	09-16-1989	[17] Tennessee 28, Duke 6	L	Knoxville, Tenn.
11-23-1946	[14] North Carolina 22, Duke 7	L	Chapel Hill, N.C.	09-30-1989	Duke 21, [7] Clemson 17	W	Durham, N.C.
10-25-1947	[15] Duke 13, [11] Wake Forest 6	W	Winston-Salem, N.C.	12-28-1989	[24] Texas Tech 49, [20] Duke 21	L	Birmingham, Ala.
11-01-1947	[6] Georgia Tech 7, [9] Duke 0	L	Atlanta, Ga.	09-22-1990	[10] Virginia 59, Duke 0	L	Durham, N.C.
10-30-1948	[6] Georgia Tech 19, Duke 7	L	Durham, N.C.	09-29-1990	[19] Clemson 26, Duke 7	L	Clemson, S.C.
11-06-1948	[18] Wake Forest 27, Duke 20	L	Durham, N.C.	10-27-1990	[16] Georgia Tech 48, Duke 31	L	Atlanta, Ga.
11-20-1948	[5] North Carolina 20, Duke 0	L	Chapel Hill, N.C.	11-16-1991	[24] N.C. State 32, Duke 31	L	Durham, N.C.
10-06-1951	[3] Tennessee 26, Duke 0	L	Knoxville, Tenn.	11-30-1991	[13] Clemson 33, Duke 21	L	Tokyo, Japan
11-03-1951	Duke 14, [5] Georgia Tech 14	T	Atlanta, Ga.	09-05-1992	[4] Florida State 48, Duke 21	L	Tallahassee, Fla.
10-04-1952	[10] Duke 7, [11] Tennessee 0	W	Durham, N.C.	09-26-1992	[14] Virginia 55, Duke 28	L	Durham, N.C.
10-25-1952	[6] Duke 21, [9] Virginia 7	W	Charlottesville, Va.	10-17-1992	[19] Clemson 21, Duke 6	L	Clemson, S.C.
11-01-1952	[4] Georgia Tech 28, [6] Duke 7	L	Durham, N.C.	11-14-1992	[14] N.C. State 45, Duke 27	L	Raleigh, N.C.
11-21-1953	[15] Georgia Tech 13, [12] Duke 10	L	Atlanta, Ga.	11-21-1992	[21] North Carolina 31, Duke 28	L	Durham, N.C.
10-09-1954	[6] Duke 13, [5] Purdue 13	T	West Lafayette, Ind.	09-04-1993	[1] Florida State 45, Duke 7	L	Durham, N.C.
10-16-1954	[18] Army 28, [6] Duke 14	L	Durham, N.C.	09-25-1993	[22] Virginia 35, Duke 0	L	Charlottesville, Va.
11-06-1954	[19] Navy 40, [11] Duke 7	L	Norfolk, Va.	10-02-1993	[11] Tennessee 52, Duke 19	L	Knoxville, Tenn.
10-15-1955	[11] Duke 20, [14] Ohio State 14	W	Columbus, Ohio	11-06-1993	Duke 21, [22] N.C. State 20	W	Durham, N.C.
10-29-1955	[12] Georgia Tech 27, [17] Duke 0	L	Atlanta, Ga.	11-26-1993	[13] North Carolina 38, Duke 24	L	Chapel Hill, N.C.
11-05-1955	Duke 7, [9] Navy 7	T	Baltimore, Md.	10-29-1994	[9] Florida State 59, [16] Duke 20	L	Tallahassee Fla.
10-06-1956	[9] Tennessee 33, Duke 20	L	Durham, N.C.	11-05-1994	[23] Duke 28, [13] Virginia 25	W	Durham, N.C.
10-13-1956	Duke 14, [19] SMU 6	W	Durham, N.C.	09-02-1995	[1] Florida State 70, Duke 26	L	Orlando, Fla.
10-20-1956	[16] Pittsburgh 27, Duke 14	L	Norfolk, Va.	90-23-1995	[24] Maryland 41, Duke 28	L	College Park, Md.
11-03-1956	[2] Georgia Tech 7, Duke 0	L	Durham, N.C.	10-14-1995	[19] Virginia 44, Duke 30	L	Charlottesville, Va.
11-10-1956	Duke 7, [12] Navy 7	T	Durham, N.C.	11-11-1995	[24] Clemson 34, Duke 17	L	Clemson, S.C.
10-12-1957	[5] Duke 7, [15] Rice 6	W	Houston, Texas	09-07-1996	[3] Florida State 44, Duke 7	L	Tallahassee, Fla.
10-26-1957	[4] Duke 14, [11] N.C. State 14	T	Raleigh, N.C.	11-02-1996	[16] Virginia 27, Duke 3	L	Durham, N.C.
11-09-1957	[16] Duke 6, [7] Navy 6	T	Baltimore, Md.	11-23-1996	[13] North Carolina 27, Duke 10	L	Durham, N.C.
11-16-1957	[11] Duke 7, [14] Clemson 6	W	Durham, N.C.	10-11-1997	[4] Florida State 51, Duke 27	L	Durham, N.C.
10-18-1958	[12] Notre Dame 9, Duke 7	L	South Bend, Ind.	11-22-1997	[8] North Carolina 50, Duke 14	L	Chapel Hill, N.C.
11-08-1958	[1] Louisiana State 50, Duke 18	L	Baton Rouge, La.	09-19-1998	[11] Florida State 62, Duke 13	L	Tallahassee, Fla.
11-22-1958	Duke 7, [17] North Carolina 6	W	Chapel Hill, N.C.	09-26-1998	[11] Virginia 24, Duke 0	L	Durham, N.C.
09-26-1959	[12] Ohio State 14, Duke 13	L	Columbus, Ohio	10-02-1999	[1] Florida State 51, Duke 23	L	Jacksonville, Fla.
10-31-1959	Duke 10, [9] Georgia Tech 7	W	Atlanta, Ga.	10-16-1999	[8] Georgia Tech 38, Duke 31	L	Durham, N.C.
11-07-1959	[10] Clemson 6, Duke 0	L	Clemson, S.C.	09-30-2000	[7] Clemson 52, Duke 22	L	Durham, N.C.
11-05-1960	[13] Duke 19, [4] Navy 10	W	Durham, N.C.	10-14-2000	[7] Florida State 63, Duke 14	L	Tallahassee, Fla.
01-02-1961	[10] Duke 7, [7] Arkansas 6	W	Dallas, Texas	09-01-2001	[6] Florida State 55, Duke 13	L	Durham, N.C.
11-16-1963	[2] Navy 38, Duke 25	L	Durham, N.C.	09-22-2001	[16] Northwestern 44, Duke 7	L	Durham, N.C.
10-31-1964	[8] Georgia Tech 21, Duke 8	L	Durham, N.C.	10-06-2001	[17] Georgia Tech 37, Duke 10	L	Durham, N.C.
10-29-1966	[6] Georgia Tech 48, Duke 7	L	Durham, N.C.	10-20-2001	[12] Maryland 59, Duke 17	L	College Park, Md.
11-12-1966	[1] Notre Dame 64, Duke 0	L	South Bend, Ind.	09-21-2002	[5] Florida State 48, Duke 17	L	Tallahassee, Fla.
10-28-1967	[5] N.C. State 28, Duke 7	L	Raleigh, N.C.	10-19-2002	[13] N.C. State 24, Duke 22	L	Raleigh, N.C.
10-03-1970	[1] Ohio State 34, Duke 10	L	Columbus, Ohio	08-30-2003	[18] Virginia 27, Duke 0	L	Charlottesville, Va.
10-10-1970	Duke 21, [11] West Virginia 13	W	Morgantown, W.Va.	09-27-2003	[6] Florida State 56, Duke 7	L	Durham, N.C.
09-18-1971	Duke 28, [19] South Carolina 12	W	Durham, N.C.	11-01-2003	[19] Tennessee 23, Duke 6	L	Knoxville, Tenn.
10-02-1971	[19] Duke 9, [10] Stanford 3	W	Palo Alto, Calif.	09-25-2004	[23] Maryland 55, Duke 21	L	Durham, N.C.
09-09-1972	[7] Alabama 35, Duke 12	L	Birmingham, Ala.	10-23-2004	[14] Virginia 37, Duke 16	L	Durham, N.C.
09-16-1972	[12] Washington 14, Duke 6	L	Seattle, Wash.	11-06-2004	[13] Florida State 29, Duke 7	L	Tallahassee, Fla.
09-23-1972	[19] Stanford 10, Duke 6	L	Durham, N.C.	09-10-2005	[7] Virginia Tech 45, Duke 0	L	Durham, N.C.
11-18-1972	[16] North Carolina 14, Duke 0	L	Chapel Hill, N.C.	09-24-2005	[23] Virginia 38, Duke 7	L	Charlottesville, Va.
09-15-1973	[9] Tennessee 21, Duke 17	L	Knoxville, Tenn.	10-08-2005	[9] Miami 52, Duke 7	L	Miami, Fla.
10-13-1973	[18] Tulane 24, Duke 17	L	Durham, N.C.	10-22-2005	[11] Florida State 55, Duke 24	L	Durham, N.C.
11-17-1973	[20] N.C. State 21, Duke 3	L	Durham, N.C.	09-16-2006	[14] Virginia Tech 36, Duke 0	L	Blacksburg, Va.
09-14-1974	[16] N.C. State 35, Duke 21	L	Raleigh, N.C.	11-11-2006	[22] Boston College 28, Duke 7	L	Chestnut Hill, Mass.
10-26-1974	[12] Florida 30, Duke 13	L	Gainesville, Fla.	11-18-2006	[18] Georgia Tech 49, Duke 21	L	Atlanta, Ga.
11-16-1974	[13] Maryland 56, Duke 13	L	Norfolk, Va.	10-13-2007	[12] Virginia Tech 43, Duke 14	L	Durham, N.C.
09-12-1975	[4] Southern California 35, Duke 7	L	Los Angeles, Calif.	11-03-2007	[25] Clemson 47, Duke 10	L	Durham, N.C.
10-25-1975	[12] Florida 24, Duke 16	L	Gainesville, Fla.	09-19-2009	[22] Kansas 44, Duke 16	L	Lawrence, Kan.
10-02-1976	[2] Pittsburgh 44, Duke 31	L	Durham, N.C.	10-03-2009	[6] Virginia Tech 34, Duke 26	L	Durham, N.C.
10-23-1976	[6] Maryland 30, Duke 3	L	Durham, N.C.	11-14-2009	[7] Georgia Tech 49, Duke 10	L	Durham, N.C.
09-17-1977	[1] Michigan 21, Duke 9	L	Ann Arbor, Mich.	11-21-2009	[20] Miami 34, Duke 16	L	Miami, Fla.
11-19-1977	[18] North Carolina 16, Duke 3	L	Durham, N.C.				

DUKE WHEN NATIONALLY-RANKED (AP Poll)

88-36-5 Overall

10-31-1936	[13] Duke 51, Washington & Lee 0	W	Richmond, Va.	10-03-1953	[12] Duke 21, Tennessee 7	W	Knoxville, Tenn.
11-07-1936	[15] Duke 20, Wake Forest 0	W	Winston-Salem, N.C.	10-10-1953	[8] Duke 20, Purdue 14	W	Durham, N.C.
11-14-1936	[13] Duke 27, North Carolina 7	W	Chapel Hill, N.C.	10-17-1953	Army 14, [7] Duke 13	L	New York, N.Y.
11-26-1936	[11] Duke 13, N.C. State 0	W	Durham, N.C.	10-24-1953	[16] Duke 31, NC State 0	W	Durham, N.C.
10-23-1937	[10] Duke 13, Colgate 0	W	Hamilton, N.Y.	10-31-1953	[13] Duke 48, Virginia 6	W	Norfolk, Va.
10-30-1937	[13] Duke 43, Washington & Lee 0	W	Richmond, Va.	11-07-1953	[10] Duke 0, Navy 0	T	Baltimore, Md.
11-06-1937	[11] Duke 67, Wake Forest 0	W	Durham, N.C.	11-21-1953	[12] Georgia Tech 13, [15] Duke 10	L	Atlanta, Ga.
11-13-1937	North Carolina 14, [8] Duke 6	L	Durham, N.C.	09-25-1954	[19] Duke 52, Pennsylvania 0	W	Philadelphia, Pa.
11-27-1937	[1] Pittsburgh 10, [18] Duke 0	L	Durham, N.C.	10-02-1954	[7] Duke 7, Tennessee 6	W	Durham, N.C.
10-22-1938	[9] Duke 7, Wake Forest 0	W	Winston-Salem, N.C.	10-09-1954	[6] Duke 13, [5] Purdue 13	T	West Lafayette, Ind.
10-29-1938	[11] Duke 14, North Carolina 0	W	Chapel Hill, N.C.	10-16-1954	[8] Army 28, [6] Duke 14	L	Durham, N.C.
11-12-1938	[7] Duke 21, Syracuse 0	W	Syracuse, N.Y.	10-23-1954	[19] Duke 21, NC State 7	W	Raleigh, N.C.
11-19-1938	[4] Duke 7, N.C. State 0	W	Durham, N.C.	10-30-1954	[16] Duke 21, Georgia Tech 20	W	Durham, N.C.
11-26-1938	[3] Duke 7, [4] Pittsburgh 0	W	Durham, N.C.	11-06-1954	[19] Navy 40, [11] Duke 7	L	Norfolk, Va.
01-02-1939	[7] Southern California 7, [3] Duke 3	L	Pasadena, Calif.	11-27-1954	[20] Duke 27, North Carolina 12	W	Chapel Hill, N.C.
10-21-1939	[13] Duke 33, Syracuse 6	W	Durham, N.C.	01-01-1955	[14] Duke 34, Nebraska 7	W	Miami, Fla.
10-28-1939	[12] Duke 6, Wake Forest 0	W	Durham, N.C.	10-01-1955	[16] Duke 21, Tennessee 0	W	Knoxville, Tenn.
11-04-1939	[12] Duke 7, Georgia Tech 6	W	Atlanta, Ga.	10-08-1955	[13] Duke 47, William & Mary 7	W	Durham, N.C.
11-11-1939	[15] Duke 20, VMI 7	W	Lexington, Va.	10-15-1955	[11] Duke 20, [14] Ohio State 14	W	Columbus, Ohio
11-18-1939	[13] Duke 13, [7] North Carolina 3	W	Durham, N.C.	10-22-1955	Pittsburgh 26, [5] Duke 7	L	Durham, N.C.
11-25-1939	[8] Duke 28, N.C. State 0	W	Raleigh, N.C.	10-29-1955	[12] Georgia Tech 27, [17] Duke 0	L	Atlanta, Ga.
11-02-1940	[19] Duke 41, Georgia Tech 7	W	Durham, N.C.	11-12-1955	[18] Duke 41, South Carolina 7	W	Columbia, S.C.
11-09-1940	[12] Duke 46, Davidson 13	W	Davidson, N.C.	11-19-1955	[20] Duke 14, Wake Forest 0	W	Durham, N.C.
11-16-1940	North Carolina 6, [12] Duke 3	L	Chapel Hill, N.C.	09-22-1956	South Carolina 7, [16] Duke 0	L	Columbia, S.C.
11-30-1940	[20] Duke 12, Pittsburgh 7	W	Durham, N.C.	09-21-1957	[10] Duke 26, South Carolina 14	W	Columbia, S.C.
10-18-1941	[3] Duke 27, Colgate 14	W	Durham, N.C.	09-28-1957	[7] Duke 40, Virginia 0	W	Durham, N.C.
10-25-1941	[4] Duke 27, Pittsburgh 14	W	Pittsburgh, Pa.	10-05-1957	[4] Duke 14, Maryland 0	W	Durham, N.C.
11-01-1941	[4] Duke 14, Georgia Tech 0	W	Atlanta, Ga.	10-12-1957	[5] Duke 7, [15] Rice 6	W	Houston, Texas
11-08-1941	[4] Duke 56, Davidson 0	W	Davidson, N.C.	10-19-1957	[5] Duke 34, Wake Forest 7	W	Durham, N.C.
11-15-1941	[3] Duke 20, North Carolina 0	W	Durham, N.C.	10-26-1957	[4] Duke 14, [11] NC State 14	T	Raleigh, N.C.
11-22-1941	[3] Duke 55, N.C. State 6	W	Raleigh, N.C.	11-02-1957	Georgia Tech 13, [7] Duke 0	L	Atlanta, Ga.
01-01-1942	[12] Oregon State 20, [2] Duke 16	L	Durham, N.C.	11-09-1957	[16] Duke 6, [7] Navy 6	T	Baltimore, Md.
10-09-1943	[4] Navy 14, [5] Duke 13	L	Baltimore, Md.	11-16-1957	[11] Duke 7, [14] Clemson 6	W	Durham, N.C.
10-16-1943	[6] Duke 14, North Carolina 7	W	Durham, N.C.	11-23-1957	North Carolina 21, [11] Duke 13	L	Durham, N.C.
10-30-1943	[8] Duke 14, Georgia Tech 7	W	Atlanta, Ga.	01-01-1958	Oklahoma 48, [16] Duke 21	L	Miami, Fla.
11-06-1943	[9] Duke 75, N.C. State 0	W	Raleigh, N.C.	10-29-1960	[15] Duke 6, Georgia Tech 0	W	Durham, N.C.
11-13-1943	[7] Duke 49, Virginia 0	W	Durham, N.C.	11-05-1960	[13] Duke 19, [4] Navy 10	W	Durham, N.C.
11-20-1943	[6] Duke 27, North Carolina 6	W	Chapel Hill, N.C.	11-12-1960	[7] Duke 34, Wake Forest 7	W	Winston-Salem, N.C.
11-11-1944	[20] Duke 34, [12] Wake Forest 0	W	Durham, N.C.	11-19-1960	North Carolina 7, [6] Duke 6	L	Chapel Hill, N.C.
11-18-1944	[10] Duke 34, South Carolina 7	W	Columbia, S.C.	12-03-1960	UCLA 27, [10] Duke 6	L	Los Angeles, Calif.
11-25-1944	[11] Duke 33, North Carolina 0	W	Chapel Hill, N.C.	01-02-1961	[10] Duke 7, [7] Arkansas 6	W	Dallas, Texas
01-01-1945	[11] Duke 29, Alabama 26	W	New Orleans, La.	09-22-1962	Southern California 14, [8] Duke 7	L	Los Angeles, Calif.
10-13-1945	[13] Duke 46, Wake Forest 19	W	Winston-Salem, N.C.	09-25-1971	[20] Duke 28, Virginia 0	W	Charlottesville, Va.
10-27-1945	[1] Army 48, [19] Duke 13	L	New York, N.Y.	10-02-1971	[19] Duke 9, [10] Stanford 3	W	Palo Alto, Calif.
11-03-1945	[18] Duke 14, Georgia Tech 6	W	Atlanta, Ga.	10-09-1971	Clemson 3, [14] Duke 0	L	Norfolk, Va.
11-10-1945	[16] Duke 26, N.C. State 13	W	Durham, N.C.	10-23-1971	Navy 15, [10] Duke 14	L	Annapolis, Md.
11-24-1945	[15] Duke 14, North Carolina 7	W	Durham, N.C.	12-28-1989	[24] Texas Tech 49, [20] Duke 21	L	Birmingham, Ala.
10-19-1946	[12] Duke 41, Richmond 0	W	Durham, N.C.	10-15-1994	[25] Duke 19, Clemson 13	W	Durham, N.C.
10-26-1946	[1] Army 19, [13] Duke 0	L	New York, N.Y.	10-22-1994	[20] Duke 51, Wake Forest 26	W	Winston-Salem, N.C.
11-02-1946	[16] Georgia Tech 14, [19] Duke 0	L	Durham, N.C.	10-29-1994	[9] Florida State 59, [16] Duke 20	L	Tallahassee, Fla.
11-16-1946	[20] Duke 39, South Carolina 0	W	Columbia, S.C.	11-05-1994	[23] Duke 28, [13] Virginia 25	W	Durham, N.C.
10-11-1947	[13] Duke 14, Navy 14	T	Baltimore, Md.	11-12-1994	N.C. State 24, [19] Duke 23	L	Raleigh, N.C.
10-18-1947	[17] Duke 19, Maryland 7	W	Durham, N.C.	11-19-1994	North Carolina 41, [25] Duke 40	L	Durham, N.C.
10-25-1947	[15] Duke 13, [11] Wake Forest 6	W	Winston-Salem, N.C.	01-02-1995	Wisconsin 34, [25] Duke 20	L	Tampa, Fla.
11-01-1947	[6] Georgia Tech 7, [9] Duke 0	L	Atlanta, Ga.				
11-08-1947	Missouri 28, [13] Duke 7	L	Durham, N.C.				
11-22-1947	North Carolina 21, [13] Duke 0	L	Durham, N.C.				
10-16-1948	[18] Duke 13, Maryland 12	W	Washington, D.C.				
10-23-1948	[15] Duke 7, Virginia Tech 0	W	Roanoke, Va.				
10-08-1949	Navy 28, [14] Duke 14	W	Annapolis, Md.				
11-05-1949	Wake Forest 27, [16] Duke 7	L	Durham, N.C.				
09-23-1950	[16] Duke 14, South Carolina 0	W	Columbia, S.C.				
09-30-1950	[16] Duke 28, Pittsburgh 14	W	Durham, N.C.				
10-07-1950	Tennessee 28, [14] Duke 7	L	Durham, N.C.				
09-20-1952	[19] Duke 34, Washington & Lee 0	W	Durham, N.C.				
09-26-1952	[19] Duke 14, Southern Methodist 7	W	Dallas, Texas				
10-04-1952	[10] Duke 7, [11] Tennessee 0	W	Durham, N.C.				
10-11-1952	[6] Duke 33, South Carolina 7	W	Columbia, S.C.				
10-18-1952	[5] Duke 57, NC State 0	W	Raleigh, N.C.				
10-25-1952	[6] Duke 21, [9] Virginia 7	W	Charlottesville, Va.				
11-01-1952	[4] Georgia Tech 28, [6] Duke 7	L	Durham, N.C.				
11-08-1952	Navy 16, [12] Duke 6	L	Durham, N.C.				
11-22-1952	[20] Duke 34, North Carolina 0	W	Chapel Hill, N.C.				
09-19-1953	[10] Duke 20, South Carolina 7	W	Columbia, S.C.				
09-26-1953	[10] Duke 19, Wake Forest 0	W	Durham, N.C.				

LARGEST COMEBACKS (Trailing in 2nd half)

Pts.	Final Score	Date	Location	Notes
21	Duke 30, Georgia Tech 21	November 4, 1950	Durham, N.C.	Duke overcomes 21-0 halftime deficit; Billy Cox rushes for 144 yards and passes for 133 yards
21	Duke 28, Florida 21	October 6, 1962	Jacksonville, Fla.	Florida leads 21-0 at halftime; Duke scores three TDs in the third period before Mike Curtis scores the game-winning TD in the fourth
20	No. 16 Duke 21, Georgia Tech 20	October 30, 1954	Durham, N.C.	Trailing 20-0 in the third quarter, Duke scores three TDs over the final 17 minutes; decisive score and PAT come with 42 seconds remaining
19	Duke 27, N.C. State 26	November 12, 1983	Durham, N.C.	After trailing 26-7 in the third period, Ben Bennett's scoring toss to Mark Militello with 26 seconds left in the game wins the game for Duke
18	Duke 25, South Carolina 21	October 8, 1977	Columbia, S.C.	Behind 21-3 at halftime, Duke's comeback is highlighted by a 30-yard interception return for a TD by Earl Cook with less than five minutes left
18	Duke 23, North Carolina 21	November 23, 1985	Chapel Hill, N.C.	The Tar Heels lead 21-3 late in the third quarter, but Steve Slayden hooks up with Doug Green for three TDs in the final 17 minutes for the victory; trailing by five points with less than two minutes left, Duke's Fonda Williams recovers a fumble at the Blue Devil 44 yard line and, with no timeouts, Slayden engineers a drive that ends with a five-yard scoring strike to Green
15	Duke 25, Georgia Tech 24	October 29, 1977	Atlanta, Ga.	The Blue Devils trail 24-9 at the end of three quarters, and Mike Dunn's seven-yard TD pass to Tom Hall with 13 seconds remaining caps the rally
14	Duke 31, Wake Forest 21	November 5, 1983	Winston-Salem, N.C.	Wake Forest leads 21-7 in the third quarter, but Duke scores 24 second half points as Mike Grayson finds the end zone twice on the ground
14	Duke 21, No. 7 Clemson 17	September 30, 1989	Durham, N.C.	Duke rallies from 14-0 halftime deficit to beat No. 7 Clemson on Billy Ray's seven-yard TD pass to Chris Brown with 3:18 remaining in the fourth period
12	Duke 25, Tennessee 24	September 4, 1982	Knoxville, Tenn.	Down 24-12 late in the third quarter, Greg Boone takes a kickoff 100 yards for a TD and Joel Blunk scores on a 13-yard run in the fourth period
12	Duke 32, Georgia Tech 26	October 29, 1983	Durham, N.C.	Behind 26-14 in the third quarter, Duke scores the final 18 points of the game for the win; Darryl Brunson ices the win with a late fourth quarter INT
9	Duke 29, Virginia 24	September 26, 1981	Charlottesville, Va.	Down 24-15 with 10 minutes left, Duke rallies for the win on a 25-yard TD pass from Ron Sally to Gary Frederick with 8:51 remaining and a two-yard TD run by Mike Grayson with just 59 seconds to play

OVERTIME GAMES

Date	Final Score	OT	Location	Game-Winning Scoring Play
November 8, 1997	Clemson 29, Duke 20	1	Clemson, S.C.	David Richardson 36-yard field goal & Rahim Abdullah 63-yard interception return
October 31, 1998	Vanderbilt 36, Duke 33	2	Nashville, Tenn.	John Markham 19-yard field goal
September 18, 1999	Northwestern 15, Duke 12	1	Durham, N.C.	Sam Simmons 27-yard pass from Nick Kreinbrink
October 9, 1999	Duke 24, Virginia 17	2	Charlottesville, Va.	Benjamin Watson 7-yard pass from Spencer Romine
October 23, 1999	N.C. State 31, Duke 24	1	Durham, N.C.	Jamie Barnette 7-yard run
September 13, 2003	Duke 27, Rice 24	1	Durham, N.C.	Brent Garber 30-yard field goal
November 24, 2007	North Carolina 20, Duke 14	1	Chapel Hill, N.C.	Greg Little 25-yard rush
November 1, 2008	Wake Forest 33, Duke 30	1	Winston-Salem, N.C.	Shane Popham 28-yard field goal

WINS IN FINAL MINUTE (1938-present)

Date	Final Score	Location	Game-Winning Scoring Play	Time
September 26, 1952	No. 19 Duke 14, SMU 7	Dallas, Texas	Howard Pitt 3-yard pass from Worth Lutz	0:05
October 10, 1953	No. 8 Duke 20, Purdue 14	Durham, N.C.	Jerry Barger 7-yard run	0:39
October 30, 1954	No. 16 Duke 21, Georgia Tech 20	Durham, N.C.	Ed Post 4-yard run (Jim Nelson PAT)	0:40
November 18, 1961	Duke 6, North Carolina 3	Durham, N.C.	Bill Reynolds 39-yard field goal	0:02
November 24, 1962	Duke 16, North Carolina 14	Chapel Hill, N.C.	Bill Reynolds 20-yard field goal	0:46
October 5, 1968	Duke 30, Maryland 28	Norfolk, Va.	David Pugh 27-yard field goal	0:00
September 19, 1970	Duke 13, Maryland 12	Durham, N.C.	David Wright 45-yard field goal	0:01
October 29, 1977	Duke 25, Georgia Tech 24	Atlanta, Ga.	Tom Hall 7-yard pass from Mike Dunn (Scott Wolcott PAT)	0:13
September 26, 1981	Duke 29, Virginia 24	Charlottesville, Va.	Mike Grayson 2-yard run	0:59
October 10, 1981	Duke 14, Virginia Tech 7	Durham, N.C.	Dennis Tabron 10-yard interception return	0:56
November 12, 1983	Duke 27, N.C. State 26	Durham, N.C.	Mark Militello 7-yard pass from Ben Bennett	0:26
November 8, 1986	Duke 38, Wake Forest 36	Durham, N.C.	Doug Peterson 32-yard field goal	0:07
November 19, 1988	Duke 35, North Carolina 29	Durham, N.C.	Roger Boone 6-yard run	0:23
September 8, 1990	Duke 27, Northwestern 24	Evanston, Ill.	Marc Mays 9-yard pass from Dave Brown	0:38
September 16, 1995	Duke 23, Army 21	West Point, N.Y.	Tom Cochran 28-yard field goal	0:04
September 20, 1997	Duke 20, Army 17	Durham, N.C.	Sims Lenhardt 27-yard field goal	0:51
November 13, 2004	Duke 16, Clemson 13	Durham, N.C.	Matt Brooks 53-yard field goal	0:00

WINS ON FINAL SNAP (1938-present)

Date	Final Score	Location	Game-Winning Scoring Play
October 5, 1968	Duke 30, Maryland 28	Norfolk, Va.	David Pugh 27-yard field goal
November 13, 2004	Duke 16, Clemson 13	Durham, N.C.	Matt Brooks 53-yard field goal

FOURTH QUARTER WINS (1938-present; Duke tied or trailing in the fourth period)

Date	Final Score	Location	Game-Winning Scoring Play	Time
November 26, 1938	No. 3 Duke 7, No. 4 Pittsburgh 0	Durham, N.C.	Willard Perdue blocked punt recovery in end zone	—
October 30, 1943	No. 8 Duke 14, Georgia Tech 7	Atlanta, Ga.	Gordon Carver 37-yard pass from Billy Murphy	—
November 4, 1944	Duke 19, No. 5 Georgia Tech 13	Durham, N.C.	Bob Smith 10-yard pass from Cliff Lewis	—
January 1, 1945	No. 11 Duke 29, Alabama 26	New Orleans, La.	George Clark 20-yard run	—
October 13, 1945	No. 13 Duke 26, Wake Forest 19	Winston-Salem, N.C.	George Clark 58-yard run	—
September 27, 1947	Duke 7, N.C. State 0	Durham, N.C.	Louis Allen 40-yard interception return	11:00
October 25, 1947	No. 15 Duke 13, No. 11 Wake Forest 6	Winston-Salem, N.C.	George Clark 4-yard run	2:00
October 14, 1950	Duke 7, N.C. State 0	Raleigh, N.C.	Jack Mounie 5-yard run	11:28
September 29, 1951	Duke 19, Pittsburgh 14	Pittsburgh, Pa.	Charlie Smith 1-yard run	13:40
October 13, 1951	Duke 27, N.C. State 21	Durham, N.C.	Charlie Smith 2-yard run	3:30
September 26, 1952	No. 19 Duke 14, SMU 7	Dallas, Texas	Howard Pitt 3-yard pass from Worth Lutz	0:05
October 10, 1953	No. 8 Duke 20, Purdue 14	Durham, N.C.	Jerry Barger 7-yard run	0:39
October 30, 1954	No. 16 Duke 21, Georgia Tech 20	Durham, N.C.	Ed Post 4-yard run (Jim Nelson PAT)	0:40
October 15, 1955	No. 11 Duke 20, No. 14 Ohio State 14	Columbus, Ohio	Sonny Jurgensen 1-yard run	13:13
October 11, 1958	Duke 12, Baylor 7	Durham, N.C.	George Dutrow 16-yard run	12:20
October 25, 1958	Duke 20, N.C. State 13	Durham, N.C.	Wray Carlton 10-yard pass from George Dutrow	13:00
October 31, 1959	Duke 10, No. 9 Georgia Tech 7	Atlanta, Ga.	Art Browning 28-yard field goal	7:34
October 29, 1960	No. 15 Duke 6, Georgia Tech 0	Durham, N.C.	Dean Wright 1-yard run	11:30
January 2, 1961	No. 10 Duke 7, No. 7 Arkansas 6	Dallas, Texas	Tee Moorman 9-yard pass from Don Altman (Art Browning PAT)	2:45
September 23, 1961	Duke 7, South Carolina 6	Columbia, S.C.	Dave Burch 3-yard run (Bill Reynolds PAT)	2:00
November 18, 1961	Duke 6, North Carolina 3	Durham, N.C.	Bill Reynolds 39-yard field goal	0:02
October 6, 1962	Duke 28, Florida 21	Jacksonville, Fla.	Mike Curtis 1-yard run	11:19
October 27, 1962	Duke 21, N.C. State 14	Durham, N.C.	Stan Crisson 15-yard pass from Walt Rappold	1:20
November 24, 1962	Duke 16, North Carolina 14	Chapel Hill, N.C.	Bill Reynolds 20-yard field goal	0:46
October 5, 1963	Duke 30, Maryland 12	Richmond, Va.	Stan Crisson 60-yard pass from Scotty Glacken	9:03
September 18, 1965	Duke 21, Virginia 7	Charlottesville, Va.	James Devonshire 55-yard run	12:31
November 5, 1966	Duke 9, Navy 7	Annapolis, Md.	Bob Matheson 21-yard field goal	13:15
October 7, 1967	Duke 10, Army 7	West Point, N.Y.	Ed Hicklin 9-yard pass from Larry Davis	9:54
October 14, 1967	Duke 13, Virginia 6	Charlottesville, Va.	Don Baglien 2-yard run	2:05
October 5, 1968	Duke 30, Maryland 28	Norfolk, Va.	David Pugh 27-yard field goal	0:00
September 19, 1970	Duke 13, Maryland 12	Durham, N.C.	David Wright 45-yard field goal	0:01
November 14, 1970	Duke 42, South Carolina 38	Columbia, S.C.	Art Bosetti 2-yard run	2:00
September 22, 1973	Duke 23, Washington 21	Durham, N.C.	Randy Cobb 11-yard pass from Mark Johnson	1:37
September 21, 1974	Duke 20, South Carolina 14	Columbia, S.C.	Larry Martinez 1-yard run	4:53
October 5, 1974	Duke 16, Purdue 14	Durham, N.C.	Tony Benjamin 1-yard run	8:18
October 18, 1975	Duke 25, Clemson 21	Durham, N.C.	Tony Benjamin 19-yard run	1:38
November 13, 1976	Duke 28, N.C. State 14	Raleigh, N.C.	Art Gore 1-yard run	12:46
October 8, 1977	Duke 25, South Carolina 21	Columbia, S.C.	Earl Cook 30-yard interception return	4:45
October 29, 1977	Duke 25, Georgia Tech 24	Atlanta, Ga.	Tom Hall 7-yard pass from Mike Dunn (Scott Wolcott PAT)	0:13
September 23, 1978	Duke 16, South Carolina 12	Durham, N.C.	Greg Rhett 26-yard run	3:07
September 15, 1979	Duke 28, East Carolina 14	Durham, N.C.	Stanley Driskell 6-yard run	14:54
September 26, 1981	Duke 29, Virginia 24	Charlottesville, Va.	Mike Grayson 2-yard run	0:59
October 10, 1981	Duke 14, Virginia Tech 7	Durham, N.C.	Dennis Tabron 10-yard interception return	0:56
September 4, 1982	Duke 25, Tennessee 24	Knoxville, Tenn.	Joel Blunk 13-yard run (John Tolish PAT)	10:31
November 20, 1982	Duke 23, North Carolina 17	Durham, N.C.	Carl Franks 5-yard pass from Ben Bennett	12:06
November 5, 1983	Duke 31, Wake Forest 21	Winston-Salem, N.C.	Mike Grayson 1-yard run	12:46
November 12, 1983	Duke 27, N.C. State 26	Durham, N.C.	Mark Militello 7-yard pass from Ben Bennett	0:26
September 8, 1984	Duke 31, Indiana 24	Durham, N.C.	Julius Grantham 1-yard run	1:33
November 17, 1984	Duke 16, N.C. State 13	Raleigh, N.C.	Ken Harper 29-yard field goal	1:52
November 23, 1985	Duke 23, North Carolina 21	Chapel Hill, N.C.	Doug Green 5-yard pass from Steve Slayden	1:10
November 8, 1986	Duke 38, Wake Forest 36	Durham, N.C.	Doug Peterson 32-yard field goal	0:07
September 19, 1987	Duke 35, Vanderbilt 31	Durham, N.C.	Stanley Monk 2-yard run	3:45
October 1, 1988	Duke 17, Vanderbilt 15	Nashville, Tenn.	Doug Peterson 44-yard field goal	3:45
October 29, 1988	Duke 31, Georgia Tech 21	Atlanta, Ga.	Doug Peterson 37-yard field goal	9:12
November 19, 1988	Duke 35, North Carolina 29	Durham, N.C.	Roger Boone 6-yard run	0:23
September 30, 1989	Duke 21, No. 7 Clemson 17	Durham, N.C.	Chris Brown 7-yard pass from Billy Ray	3:18
September 8, 1990	Duke 27, Northwestern 24	Evanston, Ill.	Marc Mays 9-yard pass from Dave Brown	0:38
October 6, 1990	Duke 17, Army 16	West Point, N.Y.	Randy Cuthbert 6-yard run (Randy Gardner PAT)	2:48
October 26, 1991	Duke 17, Maryland 13	College Park, Md.	Brad Breedlove 27-yard pass from Dave Brown	11:56
September 10, 1994	Duke 13, East Carolina 10	Durham, N.C.	Tom Cochran 28-yard field goal	6:14
October 15, 1994	No. 25 Duke 19, Clemson 13	Durham, N.C.	Ray Farmer blocked punt recovery in end zone	3:37
September 9, 1995	Duke 24, Rutgers 14	Durham, N.C.	Joe Opalenick 13-yard pass from Spence Fischer	4:08
September 16, 1995	Duke 23, Army 21	West Point, N.Y.	Tom Cochran 28-yard field goal	0:04
September 20, 1997	Duke 20, Army 17	Durham, N.C.	Sims Lenhardt 27-yard field goal	0:51
October 10, 1998	Duke 19, Wake Forest 16	Winston-Salem, N.C.	Sims Lenhardt 32-yard field goal	1:48
October 30, 1999	Duke 25, Maryland 22	College Park, Md.	Scottie Montgomery 14-yard pass from Spencer Romine	1:42
November 13, 2004	Duke 16, Clemson 13	Durham, N.C.	Matt Brooks 53-yard field goal	0:00
October 31, 2009	Duke 28, Virginia 17	Charlottesville, Va.	Conner Vernon 42-yard pass from Thaddeus Lewis	3:45

DUKE VS. NO. 1 (AP Poll)

Final Score	Date	Location
No. 1 Pittsburgh 10, No. 18 Duke 0	November 27, 1937	Durham, N.C.
No. 1 Army 48, No. 19 Duke 13	October 27, 1945	New York, N.Y.
No. 1 Army 19, No. 13 Duke 0	October 26, 1946	New York, N.Y.
No. 1 LSU 50, Duke 18	November 8, 1958	Baton Rouge, La.
No. 1 Notre Dame 64, Duke 0	November 12, 1966	South Bend, Ind.
No. 1 Ohio State 34, Duke 10	October 3, 1970	Columbus, Ohio
No. 1 Michigan 21, Duke 9	September 17, 1977	Ann Arbor, Mich.
No. 1 Florida State 45, Duke 7	September 4, 1993	Durham, N.C.
No. 1 Florida State 70, Duke 26	September 2, 1995	Orlando, Fla.
No. 1 Florida State 51, Duke 23	October 2, 1999	Jacksonville, Fla.

DUKE VS. REIGNING NATIONAL CHAMPIONS

Final Score	Date	Location
No. 3 Duke 7, No. 4 Pittsburgh 0	November 26, 1938	Durham, N.C.
No. 1 Army 48, No. 19 Duke 13	October 27, 1945	New York, N.Y.
No. 1 Army 19, No. 13 Duke 0	October 26, 1946	New York, N.Y.
No. 10 Duke 7, No. 11 Tennessee 0	October 4, 1952	Durham, N.C.
No. 11 Duke 20, No. 14 Ohio State 14	October 15, 1955	Columbus, Ohio
Oklahoma 48, No. 16 Duke 21	January 1, 1958	Miami, Fla.
No. 4 Southern California 35, Duke 7	September 12, 1975	Los Angeles, Calif.
No. 20 Clemson 49, Duke 14	October 16, 1982	Clemson, S.C.
Georgia Tech 17, Duke 6	November 2, 1991	Durham, N.C.
No. 9 Florida State 59, No. 16 Duke 20	October 29, 1994	Tallahassee, Fla.
No. 7 Florida State 63, Duke 14	October 14, 2000	Tallahassee, Fla.

DUKE VS. HEISMAN TROPHY WINNERS

Doc Blanchard, Army (1945)

No. 2 Army 27, Duke 7	October 21, 1944	New York, N.Y.	Blanchard: 13-64 rushing, 1 TD; 2-15 receiving; 4-223 KOR; 1-43 punting
No. 1 Army 48, No. 19 Duke 13	October 27, 1945	New York, N.Y.	Blanchard: 6-64 rushing, 1 TD; 1-59 receiving, 1 TD; 6-324 KOR
No. 1 Army 19, No. 13 Duke 0	October 26, 1946	New York, N.Y.	Blanchard: 17-114 rushing

Glenn Davis, Army (1946)

No. 2 Army 27, Duke 7	October 21, 1944	New York, N.Y.	Davis: 7-63 rushing, 1 TD; 2-33 PR
No. 1 Army 48, No. 19 Duke 13	October 27, 1945	New York, N.Y.	Davis: 7-63 rushing, 1 TD; 3-of-3 passing, 67 yards; 5-52 PR; 1 INT defense
No. 1 Army 19, No. 13 Duke 0	October 26, 1946	New York, N.Y.	Davis: 15-76 rushing; 2-42 receiving, 2 TDs; 1-of-3 passing, 28 yards; 2-71 punting

Howard Cassidy, Ohio State (1955)

No. 11 Duke 20, No. 14 Ohio State 14	October 15, 1955	Columbus, Ohio	Cassidy: 11-40 rushing; 1-of-5 passing, 14 yards, 2 INTs; 38-yard PR for TD
--------------------------------------	------------------	----------------	---

Billy Cannon, LSU (1959)

No. 1 LSU 50, Duke 18	November 8, 1958	Baton Rouge, La.	Cannon: 8-53 rushing, 1 TD; 2-72 receiving, 1 TD; 2 PATs; 2-72 punting
-----------------------	------------------	------------------	--

Joe Bellino, Navy (1960)

No. 13 Duke 19, No. 4 Navy 10	November 5, 1960	Durham, N.C.	Bellino: 20-62 rushing; 4-62 receiving; only game in 1960 without a TD
-------------------------------	------------------	--------------	--

Roger Staubach, Navy (1963)

No. 2 Navy 38, Duke 25	November 16, 1963	Durham, N.C.	Staubach: 7-14 passing, 122 yards, 1 INT; 12-72 rushing, 1 TD
Navy 27, Duke 14	November 14, 1964	Annapolis, Md.	Staubach: 21-of-30 passing, 217, 1 INT; 17-91 rushing, 1 TD; 1-59 punting

Tony Dorsett, Pittsburgh (1976)

No. 2 Pittsburgh 44, Duke 31	October 2, 1976	Durham, N.C.	Dorsett: 31-129 rushing, 1 TD; 2-11 receiving
------------------------------	-----------------	--------------	---

George Rogers, South Carolina (1980)

Duke 25, South Carolina 21	October 8, 1977	Columbia, S.C.	Rogers: 15-68 rushing, 1 TD; 1-5 receiving
Duke 16, South Carolina 12	September 23, 1978	Durham, N.C.	Rogers: 23-150 rushing, 1 TD; 1-5 receiving; 1-0 KOR
South Carolina 35, Duke 0	September 22, 1979	Columbia, S.C.	Rogers: 28-161 rushing, 2 TD
No. 17 South Carolina 20, Duke 7	October 11, 1980	Columbia, S.C.	Rogers: 36-224 rushing, 1 TD; 2-6 receiving

Charlie Ward, Florida State (1993)

No. 4 Florida State 48, Duke 21	September 5, 1992	Tallahassee, Fla.	Ward: 17-of-33 passing, 269 yards, 4 TDs, 4 INTs; 9-84 rushing, 1 TD
No. 1 Florida State 45, Duke 7	September 4, 1993	Durham, N.C.	Ward: 22-of-31 passing, 272 yards, 2 TD; 5-41 rushing, 1 TD

Chris Weinke, Florida State (2000)

No. 11 Florida State 62, Duke 13	September 19, 1998	Tallahassee, Fla.	Weinke: 11-of-19 passing, 241 yards, 3 TDs; 3-(-13) rushing
No. 1 Florida State 51, Duke 23	October 2, 1999	Jacksonville, Fla.	Weinke: 19-of-27 passing, 290 yards, 5 TDs, 1 INT; 1-(-7) rushing
No. 7 Florida State 63, Duke 14	October 14, 2000	Tallahassee, Fla.	Weinke: 37-of-47 passing, 536 yards, 5 TDs, 1 INT; 1-(-9) rushing

ALL-TIME LETTERMEN

A • A • A

Abbott, Ken <i>HB</i>	1930-31-32	Monongahela, Pa.
Abdella, Dixie <i>DE</i>	1968	Middletown, N.J.
Abdul-Aleem, Zaid <i>DB</i>	1992-93-94	Chicago, Ill.
Adams, Dan <i>T</i>	1950	Waycross, Ga.
Adams, David <i>DT</i>	1982-83-84-85	Stone Mountain, Ga.
Adams, Deon <i>WR</i>	2003-04-05	Greensboro, N.C.
Adams, Rex <i>G</i>	1961	Oak Hill, W. Va.
Adams, Robert <i>E</i>	1965	Atlanta, Ga.
Adams, William <i>QB</i>	1927	Wilson, N.C.
Addesa, Mike <i>RB</i>	1977-78	Old Forge, Pa.
Adkins, Emery <i>C</i>	1929-30-31	Durham, N.C.
Adwaters, Orlando <i>DL</i>	1993-94-95	Lithonia, Ga.
Aquanno, Giuseppe <i>LB</i>	2001-02-03-04	Farrell, N.Y.
Akinbiyi, Greg <i>DE</i>	2005-06-07-08	Miami, Fla.
Alabaster, Robert <i>G</i>	1936-37-38	Baldwin, N.Y.
Alberto, Mike <i>OG</i>	1997-98-99-00	Hickory, N.C.
Albright, Robert <i>QB</i>	1972	Pretty Prairie, Kan.
Albright, Stuart <i>OL</i>	1988-99-90-91	Greensboro, N.C.
Alderfer, Steve <i>OL</i>	1990-91-92-93	Chalfont, Pa.
Alderman, Ralph <i>LB</i>	1981-82-83-84	Roselle, N.J.
Aldridge, Bryant <i>FB</i>	1953-54-55	Kinston, N.C.
Aldridge, T.	1923-24	
Alexander, Jack <i>FB</i>	1933-34-35	Asheville, N.C.
Alexander, John <i>G</i>	1966-67	Rocky Mount, N.C.
Alexander, Phillip <i>LB, DE</i>	2001-02-03-04-05	Bronx, N.Y.
Algor, Jack <i>DT</i>	1977-78	Spring Lake Heights, N.J.
Allen, Anthony <i>DL</i>	1986-87-88-89	Old Fort, N.C.
Allen, Louis <i>T</i>	1946-47-48-49	Greensboro, N.C.
Allen, Mark <i>LB</i>	1988-89-90-91	Trumbull, Conn.
Allie, Butch <i>FB, C</i>	1958-59-60	Statesville, N.C.
Altman, Don <i>QB</i>	1959-60	Freeport, Pa.
Ament, Bryan <i>WR</i>	1998, 00	Berwick, Pa.
Ament, Randy <i>LB</i>	1997-98-99-00	King of Prussia, Pa.
Anderson, Andy <i>TE</i>	1986, 88-89	Yardley, Pa.
Anderson, Chip <i>DT</i>	1981-82-83	Lexington, N.C.
Anderson, Mark <i>DB</i>	1993-94	College Station, Texas
Anderson, Jackson <i>LS</i>	2009	Frisco, Texas
Anderson, Preston <i>DL</i>	1988-89-90-91	Norwalk, Conn.
Anderson, Robert <i>T</i>	1949-50	Lynn, Mass.
Andreaski, Andy <i>LB</i>	1984-85-86-87	Glen Ellyn, Ill.
Andrew, Troy <i>C</i>	1997-98-99-00	Klein, Texas
Andrews, Howard <i>G</i>	1932	Asheville, N.C.
Andrews, Reggie <i>DT</i>	1982-83-84-85	Concord, N.C.
Anunike, Kenny <i>TE</i>	2009	Galena, Ohio
Arendt, Chris <i>DL</i>	1980-81-82	Abbotstown, Pa.
Armstrong, Mike <i>DE</i>	1980-81	East Grand Rapids, Mich.
Arnold, Pat <i>T</i>	1943	Hattiesburg, Miss.
Arnold, Ross <i>T</i>	1965-66	Atlanta, Ga.
Arrington, Joel <i>HB</i>	1959-60-61	Thomasville, Ga.
Asack, Phil <i>FB, LB</i>	1968-69-70	West Bridgewater, Mass.
Asack, Zack <i>QB</i>	2005, 07-08	Newton, Mass.
Asby, Donald <i>C</i>	1965	Nassawadox, Va.
Astley, Robert <i>G</i>	1965	Miami, Fla.
Atherholt, George <i>E</i>	1956-57	Norwood, Pa.
Atkinson, Doug <i>DE</i>	1986-87-88-89	Devon, Pa.
Atkinson, Mike <i>RB</i>	1981-82-83-84	Princeton, N.C.
Auryansen, Todd <i>DB</i>	1971	East Northport, N.Y.
Austin, Ed <i>E</i>	1944-45-46-47-48	Portsmouth, Va.
Austin, Troy <i>DT</i>	1997-98-99-00	Orange, N.J.
Aye-Darko, Adrian <i>S</i>	2005-06-07-08	Stevenson Ranch, Calif.

B • B • B

Bachstein, Joey <i>TE</i>	1996-97-98	Merritt Island, Fla.
Bacon, Paul <i>C</i>	1979-80	Flat Rock, N.C.
Badgett, Clarence <i>G</i>	1935-36-37	Mount Airy, N.C.
Bagley, Carlos <i>LB</i>	1992-93-94-95	Marietta, Ga.
Baglien, Don <i>FB</i>	1967-68-69	Newport, Ky.
Bailey, Edgar <i>E</i>	1936-37-38-39	Lexington, N.C.
Bailey, Patrick <i>DE, LB</i>	2004-05-06-07	Elmendorf, Texas
Baird, Weldon <i>DB</i>	1973-74	Maryville, Tenn.
Baird, William <i>HB</i>	1962-63	Pikeville, Ky.
Baker, Bill <i>OE</i>	1969-70-71	Elmira, N.Y.
Baldinger, Brian <i>OG</i>	1979-80-81	Massapequa Park, N.Y.
Baldwin, Robert <i>RB</i>	1991-92-93-94	DeLand, Fla.
Balitsaris, George <i>HB</i>	1943	Pittsburgh, Pa.
Ball, Tim <i>RB, LB</i>	2004, 06-07	Carrollton, Texas
Bamberger, Greg <i>OT</i>	1978-79-80-81	Phoenixville, Pa.
Banks, Adam <i>LB</i>	2007-08-09	Asheville, N.C.
Barger, Jerry <i>QB</i>	1951-52-53-54	Salisbury, N.C.
Barner, Glen <i>LB</i>	1979-80-81-82-83	Aberdeen, N.C.

Barnett, Bob <i>C</i>	1939-40-41	Albany, Ga.
Barney, Mike <i>RB</i>	1974-75-76-77	Haddon Heights, N.J.
Barrett, John	1921	
Barrett, Drew III <i>HB, DB</i>	1965	Camp Lejeune, N.C.
Barringer, Jeff <i>DE</i>	1982-83	Salisbury, N.C.
Barringer, Jerry <i>G</i>	1965-66	Concord, N.C.
Bartal, James <i>E</i>	1956-57-58	Gary, Ind.
Baskerville, Bob <i>G</i>	1937-38	Warrenton, N.C.
Bass, Ernest <i>HB, E</i>	1954-55-56	Durham, N.C.
Battier, Jeremy <i>WR</i>	2000	Birmingham, Mich.
Bauta, Lavdrim <i>OL</i>	2004-05	Brooklyn, N.Y.
Baydoun, Nader <i>HB</i>	1970	Dearborn, Mich.
Bayer, Luke <i>C, OG</i>	2001-02-03	Gainesville, Fla.
Bayless, Hugh <i>G, K</i>	1972-73	West Palm Beach, Fla.
Beamer, Ernest <i>E</i>	1941-42-43	Mount Airy, N.C.
Beasley, Fred <i>HB</i>	1954-55-56	Henderson, N.C.
Beasley, Robert <i>E</i>	1962-63	Durham, N.C.
Beath, Andy <i>E, WB, DB</i>	1965-66-67	Clearwater, Fla.
Beattie, John <i>OL</i>	1987	Costa Mesa, Calif.
Beatty, Bob <i>C</i>	1941	
Beaver, Robert <i>HB</i>	1929	Spencer, N.C.
Beckett, Justin <i>OL</i>	1982-83-84-85	Boston, Mass.
Bell, Alex <i>FB</i>	1963	Raleigh, N.C.
Bell, Floyd <i>HB</i>	1957-58-59	Rocky Mount, N.C.
Bell, Sheldon <i>WR</i>	2007-08-09	Baltimore, Md.
Belue, Walter <i>HB, QB</i>	1932-33	Charlotte, N.C.
Bengel, Paul <i>C</i>	1960-61-62	Arnold, Pa.
Benion, Bob <i>DT, OG</i>	2002, 2004	Milton, Pa.
Benjamin, Tony <i>FB</i>	1973-74-75-76	Monessen, Pa.
Bennett, Ben <i>QB</i>	1980-81-82-83	Sunnyvale, Calif.
Bennett, C.G. <i>E</i>	1925-27	Durham, N.C.
Bennett, Michael <i>RB</i>	1973	Ft. Walton Beach, Fla.
Benson, Robert <i>E</i>	1954-55-56	Sanford, N.C.
Berdan, Scott <i>LB</i>	1990-91-92	Norcross, Ga.
Berger, Robert <i>G</i>	1951-52	Coalgood, Ky.
Bernard, Brian <i>DL</i>	1986-87-88	Cocoa Beach, Fla.
Berry, Alan <i>G</i>	1964	Fort Thomas, Ky.
Berry, Jean <i>G</i>	1960-61-62	Mooreville, N.C.
Berry, Lewis <i>T</i>	1951	Durham, N.C.
Best, Chris <i>OL</i>	2002-03-04	Calgary, Canada
Bethune, E.P. <i>C, B</i>	1942-46	Arlington, Va.
Bickel, Randy <i>OT</i>	1976-77	Durham, N.C.
Bickel, Robert <i>HB, FB</i>	1950-51	Reading, Pa.
Biddle, Dick <i>LB</i>	1967-68-69-70	Parkersburg, W. Va.
Birchfield, Jesse <i>T, G</i>	1952-53-54-55	Elizabethon, Tenn.
Bishop, David <i>DT</i>	1976	St. Petersburg, Fla.
Black, Leonard <i>E</i>	1954	Fayetteville, N.C.
Blackwell, Greg <i>DE</i>	1980-81-82-83-84	Coatesville, Pa.
Blalock, Bill <i>G</i>	1951	Lexington, N.C.
Blaney, Bernie <i>HB</i>	1954-55-56	Newark, Del.
Blount, Lamar <i>HB</i>	1943	Philadelphia, Miss.
Blunk, Joel <i>RB</i>	1980-81-82-83	Webster Groves, Mo.
Bochow, Brian <i>OE</i>	1969	Mt. Vernon, N.Y.
Bodkin, Robin <i>OG, DT</i>	1965-66-67	South Charleston, W. Va.
Bokinsky, George <i>QB</i>	1940-41	Windber, Pa.
Boland, Michael <i>DB</i>	1989-90-91	McHenry, Ill.
Bolich, Marion <i>FB</i>	1925-26-27	Winston-Salem, N.C.
Boling, Floyd	1922	
Boling, Jim <i>T</i>	1935	Siler City, N.C.
Bombard, Ken <i>OG, OT</i>	1967-68-69	Silver Spring, Md.
Bongardner, Mike <i>FB</i>	1972-73-74	Haddon Heights, N.J.
Boniewicz, Joe <i>OG</i>	2003	Dunmore, Pa.
Bonin, Carl <i>G</i>	1951-52	Englewood, N.J.
Boone, Greg <i>RB</i>	1979-80-81-82	Bel Air, Md.
Boone, Roger <i>RB</i>	1987-88-89	Lake Braddock, Va.
Borbely, Jim <i>FB</i>	1943	New Brunswick, N.J.
Bosetti, Art <i>FB</i>	1970-71	Wexford, Pa.
Bosson, Dave <i>T</i>	1959-60	Clifton, N.J.
Bostian, Ronald <i>G</i>	1958-59	Salisbury, N.C.
Bostock, Roy <i>FB</i>	1961	Minnesota, Minn.
Boswell, Thomas	1922	
Bowling, Danny <i>OL</i>	2006	Atlanta, Ga.
Bowker, Jim <i>DB</i>	1983-84-86	Wrightsville Beach, N.C.
Bowers, Frank <i>G</i>	1937	
Bowers, Fred <i>DB</i>	1972-73-74	Thomson, Ga.
Bowser, Charles <i>DE</i>	1978-79-80-81	Plymouth, N.C.
Boyd, Dale <i>HB, QB</i>	1953-55	Huntington, W. Va.
Boyette, Re'quan <i>RB</i>	2005-06-07-08-09	Wilson, N.C.
Boyle, Justin <i>RB</i>	2004-05-06-07	Acworth, Ga.
Bozick, Peter <i>WR</i>	1972	Camp Springs, Md.
Brabson, Roy <i>OT</i>	1983-84-85	Atlanta, Ga.

Bracy, Biff <i>HB</i>	1963-64	Orangeburg, S.C.
Bradley, Bob <i>LB, DE</i>	1969	Mount Airy, N.C.
Bradshaw, Jim <i>C</i>	1943	Montgomery, Ala.
Brady, Tom <i>FL</i>	1996, 98	Omaha, Neb.
Branch, Chris <i>WR</i>	1998	Raleigh, N.C.
Branion, Joby <i>DB</i>	1981-82-83-84	Wareham, Mass.
Brannon, Donald <i>HB, QB</i>	1965-66-67	Graham, N.C.
Brauley, Jeff <i>C</i>	1984, 86	Alexandria, Ky.
Brazil, Tim <i>OG</i>	1977-78	Glen Mills, Pa.
Breedlove, Brad <i>WR</i>	1990-91-92-93	Homosassa, Fla.
Brewer, P.O. <i>QB, FB</i>	1929-30-31	Winston-Salem, N.C.
Bridges, Daniel <i>HB</i>	1960-61-62	Hampton, Va.
Brienza, Rich <i>TE</i>	1972-73	Valley Stream, N.Y.
Brinkman, John <i>TE</i>	1979-80	Fayette City, Pa.
Brittingham, Scott <i>DB</i>	1988-89-90	Salisbury, Md.
Britton, O.C. <i>C, G, T</i>	1933-34	Durham, N.C.
Broadie, Stanley <i>FB, RB</i>	1977, 79	Kenansville, N.C.
Broadnax, Cory <i>LB</i>	2001	Raleigh, N.C.
Brock, Tim <i>WR</i>	1975-76	Elmwood Park, N.J.
Brodhead, Robert <i>QB</i>	1956-57-58	Kittanning, Pa.
Brooks, Dan <i>DB</i>	1975-76-77-78	Denville, N.J.
Brooks, Eugene <i>E</i>	1950-51	Durham, N.C.
Brooks, Greg <i>LB</i>	1974-75	Fairfax, Va.
Brooks, James <i>WR</i>	2008	Carson, Calif.
Brooks, Matt <i>P, K</i>	2001-02-03-04	Miami, Fla.
Brower, Bobby <i>RB</i>	1978-79-80	Vienna, Va.
Brown, Charlie <i>DT</i>	1973-74	Canton, N.C.
Brown, Chris <i>FB</i>	1988-89-90-91	Washington, D.C.
Brown, Craig <i>LB</i>	1979-80	Bel Air, Md.
Brown, Dave <i>QB</i>	1989-90-91	Westfield, N.J.
Brown, Ed <i>DB</i>	1978-79-80	Cherry Hill, N.J.
Brown, James <i>WB, HB</i>	1949-50	Miami, Fla.
Brown, Jeff <i>LB</i>	1987	Dunwoody, Ga.
Brown, Marvin <i>WR</i>	1978-79-80	Hampton, Va.
Brown, Wyatt	1922	
Browning, Arthur <i>G</i>	1958-59-60	Portsmouth, Va.
Browning, Craig <i>QB</i>	1979-80	Fayetteville, N.C.
Brownlee, John <i>HB</i>	1930-31-32	Philadelphia, Pa.
Brugger, Johannes <i>LB</i>	1994, 96	New York, N.Y.
Brummitt, Fred <i>C</i>	1926-27-28	Oxford, N.C.
Brummitt, Ricky <i>P</i>	1977-78-79	Oxford, N.C.
Brunansky, Joe <i>T</i>	1935-36-37	Beaver Falls, Pa.
Brunson, Darryl <i>DE</i>	1981-82-83-84	St. Louis, Mo.
Bruton, Robert	1926	
Bryan, Bill <i>T</i>	1929-30-31	Winston-Salem, N.C.
Bryan, Billy <i>C</i>	1973-74-75-76	Burlington, N.C.
Bryant, Andy <i>MG</i>	1996	Dunwoody, Ga.
Bryant, Clyde <i>E</i>	1948-49	
Bryant, D. <i>QB</i>	2000-01	Detroit, Mich.
Bryant, Derek <i>WR, DE</i>	2003-04	Richmond, Va.
Bryant, L.G. <i>OE</i>	1970	Chatham, Va.
Brzezinski, Nick <i>TE</i>	2000-01	Livonia, Mich.
Budinger, John <i>OG</i>	1981	Pelham, N.Y.
Buie, Sam <i>QB</i>	1927-28-29	Winston-Salem, N.C.
Bullock, Aaron <i>DB</i>	1992-93-94	McKee City, N.J.
Bullock, Ed <i>HB</i>	1923-24-25	
Bumgarner, Dwight <i>E, T</i>	1958-59-60	Lexington, N.C.
Bumgarner, Tim <i>OT</i>	1979-80-81-82	High Point, N.C.
Bunch, Curtiss <i>DL</i>	1993-94-95-96	Brooksville, Fla.
Buoniconti, Nick <i>LB</i>	1982-83-84-85	Miami, Fla.
Burch, Dave <i>HB, FB</i>	1958-59-60-61	Canton, N.C.
Burdette, Marvin <i>E</i>	1962-63-64	College Park, Ga.
Burdine, Lyle <i>LB</i>	1996, 98	Arlington, Texas
Burger, Tom <i>G</i>	1985-86-87	Maytown, Pa.
Burke, Paul <i>OL</i>	1983-84-85-86	Hornell, N.Y.
Burns, Gordon <i>C</i>	1937, 39	Asheville, N.C.
Burns, Thomas <i>E, G</i>	1940-41-42	Winston-Salem, N.C.
Burris, David <i>WR</i>	1981	Cedar Falls, Iowa
Burrows, Bob <i>G</i>	1951-52-53	Asheboro, N.C.
Burt, Doug <i>FL</i>	1998	Hampton, Va.
Bush, Jack <i>T</i>	1943	Jacksonville, Fla.
Bush, Jack <i>FB, E</i>	1960	Palatka, Fla.
Bussey, Joe <i>HB</i>	1965	Chesapeake, Va.
Butler, Lee <i>CB, S</i>	2008-09	Anderson, S.C.
Byas, Jordan <i>S</i>	2009	Lynn Haven, Fla.
Byrd, Bill <i>B</i>	1942	Columbia, S.C.
Byrd, Wade <i>C</i>	1956-57-58	Spindale, N.C.

C • C • C

Cadigan, Tim <i>DT</i>	1977-78	Brockton, Mass.
Cain, Tom <i>OT</i>	1970-71	Pittsburgh, Pa.
Calabrese, Jay <i>FB</i>	1965-66-67	College Park, Md.
Calamari, Bob <i>DB</i>	1984-85-86-87	Lorain, Ohio
Caldwell, Jack <i>FB</i>	1921-22-24-25	
Caldwell, Mark <i>OE</i>	1964-65	Clinton, Tenn.
Camero, Casey <i>DT</i>	2003-04-05-06	Tampa, Fla.
Campbell, Bobby <i>QB</i>	1997-98-99-00	Hicksville, N.Y.
Campbell, Fred <i>T</i>	1953-54	Swarthmore, Pa.
Camper, John <i>DL</i>	1986-87	Wycoff, N.J.
Campitelli, Paul <i>C</i>	2004-05	Chesapeake Beach, Md.
Cannon, Eugene <i>T</i>	1967	Asheboro, N.C.
Canty, Walt <i>S</i>	2009	Roebuck, S.C.
Cape, J.T. <i>LB</i>	2000, 02-03	Watkinsville, Ga.
Cappellano, John <i>HB, DB</i>	1968-69-70	Easton, Pa.
Carbonell, Alberto <i>DT</i>	1979	Coral Gables, Fla.
Cardwell, Joe <i>T, G</i>	1934-35-36	Montgomery, Ala.
Carey, John <i>FB, G</i>	1950-51-52	Ft. Wayne, Ind.
Carlo, John <i>HB, LB</i>	1964-65	Falls Church, Va.
Carlton, Everett <i>FB</i>	1943	Winston-Salem, N.C.
Carlton, Wray <i>HB</i>	1956-57-58	Wallace, N.C.
Carpenter, Don <i>T, G</i>	1929-30-31	Ayden, N.C.
Carpenter, Robert <i>E</i>	1937	Montchanin, Del.
Carter, B.	1922-23	
Carter, Henley <i>OE</i>	1966-67-68	Fort Defiance, Va.
Carter, Seth <i>LS</i>	2000-01-02-03	Oklahoma City, Okla.
Carver, Gordon <i>HB</i>	1942-43-44-45	Durham, N.C.
Castor, Chris <i>WR</i>	1978-79-80-82	Cary, N.C.
Cathey, Richard <i>HB</i>	1925-26	
Caudle, Lloyd <i>HB</i>	1951-52-53	Lewisville, N.C.
Cavanaugh, Ed <i>T</i>	1949-50	Waterbury, Conn.
Cerone, Jim <i>OT</i>	1981	Deer Park, N.Y.
Chambers, Randy <i>DE</i>	1971-72	Gastonia, N.C.
Chambers, Thomas <i>G</i>	1946-47-49	Winston-Salem, N.C.
Chambers, Tom <i>OE</i>	1971-72	East Liverpool, Ohio
Chappell, William	1952	
Chappell, Philip <i>OT</i>	1993-94-95-96	Sanford, N.C.
Charbonnet, Daniel <i>CB</i>	2004	The Woodlands, Texas
Charles, Wayne <i>TB</i>	1985-86-87-88	White Plains, N.Y.
Chatham, Kenneth <i>HB</i>	1965-66	Silver Spring, Md.
Cheng, Simon <i>CB</i>	2006	Toronto, Canada
Chesnut, Edwin <i>E</i>	1960-62	Charlotte, N.C.
Chesson, Wes <i>P, HB, E</i>	1968-69-70	Edenton, N.C.
Chestnut, Raphael <i>WR</i>	2005-06-07-08	Reidsville, N.C.
Childress, Jack <i>DB</i>	1970-71, 73	Mount Airy, N.C.
Christopher, Jeff <i>DB</i>	1973-74	Winston-Salem, N.C.
Churm, Mike <i>C</i>	1978	Canton, N.C.
Ciepielinski, Drew <i>DT</i>	2001-02-03	Charlotte, N.C.
Cittadino, Benny <i>E</i>	1943-46-47	Long Branch, N.J.
Clark, Dan <i>TE</i>	1990-91-92-93	Tampa, Fla.
Clark, Darius <i>SS</i>	1996-97-98-99	Tampa, Fla.
Clark, Ernest <i>DE</i>	1972-73, 75	Southern Pines, N.C.
Clark, George <i>HB</i>	1944-45-46-47	Wilson, N.C.
Clark, McCauley <i>HB, E</i>	1935-37	Loudon, Tenn.
Clark, Randy <i>QB</i>	1960-61	Durham, N.C.
Clayton, Willie <i>OT, DT</i>	1970-71-72	Hampton, Va.
Clements, Darryl <i>WR</i>	1987-88-89-90	Middletown, Ohio
Clinkscale, Brent <i>QB</i>	1980-81-82	Greenville, S.C.
Clyburn, Louis <i>OG</i>	1991-92-93-94	Camden, S.C.
Cobb, Randy <i>WR</i>	1973-74	Garden Grove, Calif.
Cochran, Tom <i>PK</i>	1992-93-94-95	Bethlehem, Pa.
Colantuoni, Jim <i>OT</i>	1979-80	Alexandria, Va.
Cole, J.N. <i>T</i>	1929	Hamlet, N.C.
Collins, Clarence <i>OG</i>	1992-93-94-95	Forestville, Md.
Colonna, Dave <i>TE</i>	1986-87-88-89	High Point, N.C.
Combs, Chris <i>DT</i>	1996-97-98-99	Roanoke, Va.
Comer, Jeffrey <i>WR</i>	1976-77-78	Frederick, Md.
Compitello, Joseph <i>LB</i>	1967-68-69	White Plains, N.Y.
Condon, David <i>T, G</i>	1960-61-62	Parma, Ohio
Conner, Bill <i>HB</i>	1953-54	Roanoke, Va.
Constantino, Paul <i>C</i>	1983-84-85-86	St. Louis, Mo.
Cook, Earl <i>DB</i>	1973-74-75-76-77	Alexandria, Va.
Cook, Glynn L. <i>C</i>	1943	Columbia, Miss.
Cooper, Jason <i>TE</i>	1984-85-86-87	New Canaan, Conn.
Copley, James <i>E</i>	1943	Wiston, W. Va.
Corbett, Bob <i>QB</i>	1974-75	Clarks Summit, Pa.
Corders, Maurice <i>DT</i>	1972-73-74-75	Fayetteville, N.C.
Cornelius, B.O. <i>HB</i>	1932-33-34	Winston-Salem, N.C.
Corpus, Tom <i>DE</i>	1987-88-89	Westlake, Ohio
Cottingham, Andrew <i>FB</i>	1957-58	Laurinburg, N.C.
Courtillet, Marcel <i>OE</i>	1967-68-69	Camp Springs, Md.
Cowart, Jeffrey <i>OL</i>	2009	Forsyth, Ga.
Coyne, Steve <i>DB</i>	1986-87	Newtown Square, Pa.

Cox, Billy <i>QB</i>	1948-49-50	Mount Airy, N.C.
Cox, Charles <i>DB</i>	1971-72-73	Mount Airy, N.C.
Cox, Daniel <i>T</i>	1954-55-56	Gainesville, Fla.
Cox, Robert <i>FB</i>	1932-33	Vernon, Texas
Crain, Richard <i>G</i>	1960	Mount Holly, N.J.
Crawford, Fred <i>E, T</i>	1931-32-33	Waynesville, N.C.
Crawford, Laniel <i>DB</i>	1974-75	Wilkes-Barre, Pa.
Crayton, Marc <i>DL</i>	1986-87-88	Bay Village, Ohio
Crenshaw, Keith <i>RB</i>	1978-79-80-81	Caroleen, N.C.
Crigler, Norris <i>QB</i>	1942	
Crisson, Stan <i>E</i>	1961-62-63	Cherryville, N.C.
Cromartie, Fred <i>G</i>	1962-63-64	Charlotte, N.C.
Cronin, Kevin <i>QB</i>	2006	Middletown, Wis.
Crowder, John <i>C</i>	1944-45	High Point, N.C.
Cruikshank, Robert <i>FB</i>	1958	Atlanta, Ga.
Crummie, Robert <i>FB</i>	1958-59	Clinton, N.C.
Crute, H. Futz	1920-21-23	
Culp, Hank <i>G</i>	1924-25-27	Spencer, N.C.
Culp, James <i>C</i>	1957	Washington, D.C.
Cunningham, Grant <i>NG</i>	1979	Seneca, S.C.
Curran, Robert <i>DB</i>	1985	Houston, Texas
Curran, Tim <i>DL</i>	1989-90-91	Baldwin, N.Y.
Curtis, Mike <i>FB</i>	1962-63-64	Rockville, Md.
Cuthbert, Randy <i>RB</i>	1989-90-91-92	Chalfont, Pa.
Cutler, Richard <i>HB</i>	1957	Preston, Minn.

D • D • D

Dallas, Craig <i>DE</i>	1979	Reidsville, N.C.
Dalton, James <i>G</i>	1961-62	Asheboro, N.C.
Daniel, Keith <i>WR</i>	1987-89	Hyattsville, Md.
Daniels, Matt <i>S</i>	2008-09	Fayetteville, Ga.
Dapolito, Chris <i>QB</i>	2002-03-04	Malawan, N.J.
Dargan, Cedric <i>TB</i>	2001, 03-04-05	Jacksonville, N.C.
Darnell, Leonard <i>E</i>	1938-39-40	
Daugherty, John <i>G</i>	1930	
Davies, Mike <i>DB</i>	1969-70-71	Bay Village, Ohio
Davis, Charlie <i>T</i>	1942	Tampa, Fla.
Davis, Chris <i>S</i>	2004-05-06-07	Stone Mountain, Ga.
Davis, Fred <i>T</i>	1937	Newport, Va.
Davis, Jason <i>LB</i>	2000-01	Gainesville, Fla.
Davis, Jasper <i>HB, FB</i>	1938-39-40	Wilson, N.C.
Davis, Jimmy <i>C</i>	1957	Durham, N.C.
Davis, Larry <i>DB, QB</i>	1966-67-68	Portsmouth, Va.
Davis, Lee <i>G, T</i>	1928-29-30	Waynesville, N.C.
Davis, Lee R. <i>DB</i>	1976	Alexandria, Va.
Davis, Robert <i>C</i>	1962-63-64	Aiken, S.C.
Davis, Tim <i>P</i>	1991-92	Pittsburgh, Pa.
Davis, Tom <i>HB, FB</i>	1941-42-43-44	Wilson, N.C.
Davis, William <i>G</i>	1946-47-48	Wilson, N.C.
Deane, Carl <i>QB</i>	1939-40	Charlottesville, Va.
Dearth, Jim <i>OE</i>	1967-68-69	Monroe, Wis.
Deaton, Darrell <i>DB</i>	1980-82-83	Winston-Salem, N.C.
Debolt, Gene <i>C, DE</i>	1967-68-69	Columbus, Ohio
Decker, Todd <i>QB</i>	1992	Raleigh, N.C.
Decker Tom <i>FB</i>	1981-82-83	Westerville, Ohio
Deiter, Bill	1984	Chadds Ford, Pa.
DeLamilleure, Todd <i>LB</i>	1998-99-00	Durham, N.C.
DeLoatch, Sidney <i>T</i>	1954-55-56	Roanoke Rapids, N.C.
DeLuca, Scott <i>LB</i>	1990	Nutley, N.J.
Dempsey, Larry <i>DB, HB</i>	1966-67-68	Greensboro, N.C.
Dempsey, Luther <i>E</i>	1940-41	Greensboro, N.C.
Demore, Dave <i>DE</i>	1985-86-87	Pittsburgh, Pa.
Denne, Donald <i>T</i>	1957-58-59	Wierton, W. Va.
Denton, Kent <i>QB</i>	1964	Washington, N.C.
DeOrto, Matt <i>RB</i>	1994-95-96-97	Jacksonville, Fla.
DeRogatis, Al <i>C, T</i>	1945-46-47-48	Newark, N.J.
Derrickson, Vernon	1920-21	
DeSmyter, Randy <i>K</i>	2006	Anderson, S.C.
DeStefano, Frank <i>OT</i>	1976-77	Webster, N.Y.
DeVine, Gene <i>OT, TE</i>	1974	West Bridgewater, Mass.
DeValentine, Joe <i>E</i>	1939	Miami, Fla.
Devonshire, James <i>FB, TB, E</i>	1965-66-67	Carney's Point, N.J.
Dewan, Brendan <i>LB</i>	2002-03-04-05	Austin, Texas
Deyton, Robert <i>G</i>	1950	Raleigh, N.C.
Diamond, Gus <i>G</i>	1945	Burgeltstown, Pa.
Dickerson, Rodney <i>DB</i>	1986-87-88-89	Knightdale, N.C.
Dill, David	1973	Fort Scott, Kan.
Dilweg, Anthony <i>QB, P</i>	1985-86-87-88	Bethesda, Md.
Diminick, Mike <i>DB</i>	1985-86-87-88	Mount Carmel, Pa.
Dixon, John <i>HB</i>	1968	Nashville, Tenn.
Dixon, Rich <i>DE</i>	1974	Mechanicsburg, Pa.
Doby, Larry <i>DB</i>	1977-78	Montclair, N.J.
Dolan, John <i>LB</i>	1981-83	Atlanta, Ga.
Dollar, Steve <i>OL</i>	1994	Garland, Texas

Dorsey, Stanley <i>WR</i>	1990-91-92-93	Baltimore, Md.
Douglas, Chris <i>TB</i>	2000-01-02-03	Sherrills Ford, N.C.
Dow, Robert <i>HB</i>	1965-66	Short Beach, Conn.
Dowell, Bubba <i>OG</i>	1978	Louisville, Ky.
Dowling, Mike <i>FB</i>	2004-05	Baltimore, Md.
Downs, Greg <i>WR</i>	1986-87-89	Dunwoody, Ga.
Drescher, Eric <i>LB</i>	1978-79	Hershey, Pa.
Drew, John <i>DT</i>	2009	Midland, Ga.
Driskell, Stanley <i>QB</i>	1977-78-79	Atlanta, Ga.
Druis, Charles <i>OE</i>	1963-64-65	St. Louis, Mo.
Drum, Robert <i>OL</i>	2009	Hoover, Ala.
Drummer, Ronnie <i>RB</i>	2004-05-06-07	Salinas, Calif.
Drye, Carl <i>G</i>	1958	China Grove, N.C.
DuBose, Keith <i>DB</i>	1989-90-91-92	Sarasota, Fla.
Duke, Aaron <i>C</i>	1996-97	Thomasville, Ga.
Dufala, Greg <i>OL, NG</i>	1999-00-01	Erie, Pa.
Dukes, Curt <i>QB</i>	2004-05	Stony Point, N.C.
Dull, John <i>OG</i>	1969-70-71	Rutherford, N.J.
Dunaway, Dave <i>OE</i>	1964-65-66	Jacksonville, Fla.
Duncan, Bill <i>E</i>	1945, 47-48	Morganton, N.C.
Dunlap, E.B. <i>C</i>	1932-33-34	Lawton, Okla.
Dunlap, Erik <i>OG</i>	1996	Garner, N.C.
Dunlap, Jack <i>G</i>	1932-33-34	Lawton, Okla.
Dunn, Andy <i>OL</i>	1989	Little Rock, Ark.
Dunn, Mike <i>QB</i>	1975-76-77-78	Hampton, Va.
Dupler, Phil <i>FB</i>	1956-57	Frankfort, Ind.
Dupree, Terrence <i>TE</i>	1996-97-98-99	Seffner, Fla.
Durner, Gus <i>T</i>	1933-34-35	Asheville, N.C.
Dusek, David <i>DE</i>	1973-74-75	McLean, Va.
Dutrow, George <i>HB</i>	1956-57-58	Washington, D.C.
Dyer, Marcus <i>TE, FB</i>	1988-89-90-91	Burlington, N.C.

E • E • E

Eanes, Thomas <i>G</i>	1925-26	
Earngey, Willard <i>G, E, HB</i>	1935-36-37	Rockford, Ill.
Earon, Blaine <i>E</i>	1949-50-51	Altoona, Pa.
East, Joel <i>DL, OL</i>	2004-05	Cambridge, Ohio
Eaves, Willard <i>HB, QB</i>	1938-39	Athens, Tenn.
Eberdt, Sam <i>FB, QB</i>	1953-54	Arlington, Va.
Ebinger, Phil <i>C</i>	1980-81-82-83	Atlanta, Ga.
Econn, Chris <i>LB</i>	1995	
Edens, Thomas <i>DB, OE</i>	1967-68	Sumter, S.C.
Edwards, Fred <i>C, E</i>	1936-37	
Edwards, George <i>LB</i>	1985-86-87-88-89	Siler City, N.C.
Edwards, J.B. <i>OG, NG</i>	1966-67-68	Portsmouth, Va.
Edwards, Jeremy <i>S, LB</i>	2003-04-05-06	Jackson, N.J.
Edwards, Rodrick <i>DB</i>	1991-93	Houston, Texas
Edwards, Steve <i>DT</i>	1975-76	Fairfax, Va.
Edwards, Tee <i>SS</i>	1992-93-94-95	Decatur, Ga.
Egbob, Patrick <i>DE</i>	2007-08-09	Mesquite, Texas
Egbuniwe, Chike <i>LB</i>	1994-95-96-97	Dallas, Texas
Edge, Jeroen <i>C</i>	1992-93-94-95	Pearl River, La.
Eily, Derek <i>C</i>	1984	Roxboro, N.C.
Eily, Kedrick <i>DL</i>	1988-89	Roxboro, N.C.
Eisenberg, Judd <i>C</i>	1979-81	Radnor, Pa.
Eisenberg, Lloyd <i>T</i>	1944, 47-49	Philadelphia, Pa.
Eldridge, Wade <i>G</i>	1940	Mount Airy, N.C.
Elliott, Ronnie <i>WR</i>	2002-03-04-05	Huntsville, Ala.
Ellis, Jamal <i>DB</i>	1991-92-94	Lancaster, Texas
El-Masry, John <i>DE</i>	1983-84, 86	Waltham, Mass.
English, Everett	1921-23	
Epperson, Duane <i>TB</i>	1997-98-99-00	Falls Church, Va.
Erdeljac, Ben <i>WR</i>	1997, 99-00-01	Oakmont, Pa.
Erslier, Arthur <i>HB</i>	1930-31-32	Hudson, N.Y.
Eslick, John <i>RB</i>	1946-47-48	Fayetteville, Tenn.
Evans, Brad <i>OL</i>	1970-71	Durham, N.C.
Everett, John	1923	
Ewell, Keith <i>WR</i>	1988-89-90-91	Miami, Fla.
Ezerski, Frank Jr. <i>FB</i>	1940	Monessen, Pa.
Ezzard, Rodney <i>CB</i>	2004, 07	Atlanta, Ga.

F • F • F

Falcone, Sonny <i>DT</i>	1973-74-75	Durham, N.C.
Falls, Ronnie <i>C</i>	1952-53-54-55	High Point, N.C.
Farmer, Ray <i>FS</i>	1992-93-94-95	Kemersville, N.C.
Farquhar, John <i>TE</i>	1990-91, 93-94	Stanford, Calif.
Fawcett, Blake <i>G</i>	1941-42	Alderson, W. Va.
Fehling, James <i>OT</i>	1973-74-75	Reading, Pa.
Feinberg, Alex <i>P</i>	2006	Thomasville, Ga.
Felder, Kendral <i>WR, LB</i>	2003-04-05	Wilson, N.C.
Felty, Ralph <i>T</i>	1941-42	Ashland, Ky.
Fesperman, W.D. <i>T, G</i>	1953-54-55	Winston-Salem, N.C.
Fetsko, Rober <i>HB, E</i>	1957-58-59	Johnstown, Pa.

Field, Herbert <i>E, HB</i>	1950-51-52	Martinsville, Va.
Finley, Robert <i>HB</i>	1924-25	
Fischer, Charles <i>T, E</i>	1935-36-37	West Haven, Conn.
Fischer, Spence <i>QB</i>	1992-93-94-95	Atlanta, Ga.
Fincher, Michael <i>WR</i>	1987-88	Port Chester, N.Y.
Fitch, Robert <i>OG, LB</i>	1970-71	Fairmont, W. Va.
Fitzpatrick, Michael <i>DB, LB</i>	1968-69	Bethesda, Md.
Flanagan, Greg <i>WR</i>	1983,85-86	Sarasota, Fla.
Fleming, Robert <i>OG</i>	1997-98-99-00	Panama City, Fla.
Flemming, Dominique <i>WR</i>	1993-94-95-96	Raleigh, N.C.
Fletcher, Frank <i>DB</i>	1972	Chesapeake, Va.
Flick, Andy <i>C</i>	1997	San Francisco, Calif.
Flowers, Richmond <i>WR</i>	1996,98-99	Birmingham, Ala.
Folger, Fred <i>WB, TB</i>	1946-47-48	Mount Airy, N.C.
Fondren, Frank III <i>C</i>	1965-66	Roanoke Rapids, N.C.
Forbis, Jim <i>LB, TB</i>	1970-71	Matthews, N.C.
Ford, Gerald <i>TE</i>	1993-94-95-96	Missouri City, Texas
Fordham, Ben <i>DB, WR</i>	1972-73-74	Columbus, Ga.
Foster, Tony <i>WR</i>	2009	Burlington, N.C.
Fowler, Ryan <i>LB</i>	2000-01-02-03	Redington Shores, Pa.
Fox, Daryl <i>C</i>	1969-70	Aliquippa, Pa.
Foxworthy, Jay <i>LB</i>	1982,84	College Park, Ga.
Foyle, Robert <i>MG</i>	1965-66-67	Hawthorne, N.J.
Francis, Jerry <i>T</i>	1964	Caroleen, N.C.
Frank, John <i>QB</i>	1924-25-26	
Franks, Carl <i>TE</i>	1980-81-82	Garner, N.C.
Frederick, Gary <i>WR</i>	1981-82-83-84	Goldsboro, N.C.
Frederick, Ron <i>WR</i>	1979-80-81	Goldsboro, N.C.
Freeman, Heath <i>K</i>	2001	Short Hills, N.J.
Freeman, Justin <i>OL</i>	2008	Ahoskie, N.C.
Freeman, Willard <i>DE</i>	1976-77	Washington, D.C.
Friedlund, John <i>FB, WB</i>	1948-49	DeLand, Fla.
Friedman, Bert <i>C, T</i>	1929,31	New York City, N.Y.
Friedman, Lennie <i>OT</i>	1995-96-97-98	West Milford, N.J.
Fryer, Aaron <i>TB</i>	2003-04, 06	Tampa, Fla.
Fuqua, Jimmy <i>G</i>	1962-63	Spray, N.C.
Fuqua, Mike <i>C, TE</i>	1979-80-81	Eden, N.C.
Fusco, Vince <i>PK</i>	1975-76	New Hyde Park, N.Y.
Futrell, James <i>HB</i>	1961-62-63	Lynchburg, Va.

G • G • G

Gaines, Kyle <i>LB</i>	1990-91	Snellville, Ga.
Gainey, Caltron <i>S</i>	2006-07-08-09	Hephzibah, Ga.
Galaska, Jeff <i>TE</i>	1992-93-94	Strongsville, Ohio
Gallman, Leroy <i>RB</i>	1990-91-92-93	Westfield, N.J.
Gamble, Austin <i>LB</i>	2009	Weston, Fla.
Gantt, Robert <i>E, BB</i>	1941-42-43,46	Durham, N.C.
Garber, Brent <i>PK</i>	2000-01-02-03	Thomasville, Ga.
Garda, Robert <i>HB</i>	1959-60	Alexandria, Va.
Gardnier, Richard <i>T</i>	1947	Miami, Fla.
Gardner, James III <i>T</i>	1957-58-59	Portsmouth, Ohio
Gardner, Randy <i>PK</i>	1989-90-91-92	Jacksonville, Fla.
Gardner, Robert <i>G</i>	1960	Portsmouth, Ohio
Gardner, Sam <i>HB, BB</i>	1935-36	Charleston, W. Va.
Garner, Gilroy <i>QB</i>	1960-61-62	Augusta, Ga.
Garner, Mike <i>OG</i>	1969	Shawnee Mission, Kan.
Garrett, Reid	1921	
Garstkiewicz, Gary <i>DB</i>	1978-79-80	West Berlin, N.J.
Garvin, Greg <i>FB</i>	1971-72	Villa Park, Ill.
Garwood, Arthur <i>FB</i>	1974	Villanova, Pa.
Gawdun, George <i>DB</i>	1976-77-78-79	Bricktown, N.J.
Gee, Chet <i>DB</i>	1980,83	Columbia, Md.
Gee, Norman <i>DT, TE</i>	2006	Sevanna Park, Md.
Geis, Adam <i>SE</i>	1994-95-96-97	Durham, N.C.
Gelbert, Daniel <i>E</i>	1959-60-61	Easton, Pa.
George, Temo <i>CB</i>	2002-03	Havelock, N.C.
Gersbach, Carl <i>G</i>	1966	Swarthmore, Pa.
Gibbs, David <i>DB</i>	1970-71	Thomasville, N.C.
Gibson, James E. <i>C</i>	1949-50	Winston-Salem, N.C.
Gibson, James F. <i>E</i>	1949-50-51	Wilmington, N.C.
Giffin, Jerry <i>DE, LB</i>	1970-71	Camp Hill, Pa.
Gill, Aubrey <i>C</i>	1940-41	Petersburg, Va.
Gill, Keith <i>RB</i>	1990-91-92-93	Orlando, Fla.
Gilson, Elmer <i>LB, DE</i>	1972-73-74-75	New Castle, Pa.
Glacken, Scotty <i>QB</i>	1963-64-65	Bethesda, Md.
Glankler, John <i>DT</i>	1978	Cincinnati, Ohio
Gleason, Francis <i>E</i>	1952	Washington, D.C.
Glover, Bobby <i>DB</i>	1980	Atlanta, Ga.
Glover, Tyree <i>LB</i>	2009	Crescent City, Fla.
Goddard, John <i>G</i>	1940-41	Rocky Mount, N.C.
Godfrey, Jim <i>LB</i>	1984-85-86-87	Virginia Beach, Va.
Godfrey, O.C. <i>FB, HB</i>	1928-29	Spencer, N.C.
Goins, Herbert <i>FB, G, C</i>	1965-67	Charlotte, N.C.
Goldberg, Cameron <i>OT</i>	2005-06-07-08	Lutherville, Md.

Gombar, Greg <i>LB, DE</i>	1975	Clairton, Pa.
Gonet, Ned <i>FB, LB, DE</i>	1977-78-79	Vienna, Va.
Gordon, John <i>C</i>	1994-95-96-97	San Antonio, Texas
Gore, Art <i>TB</i>	1973-74-75-76	McGuire Air Force Base, N.Y.
Gowdy, Reggie <i>LB</i>	1986-87	Washington, D.C.
Grace, Chuck <i>OG, MG, T</i>	1967-68	Carbondale, Ill.
Grant, Lamar <i>CB</i>	1996-97-98-99	Jackson, N.J.
Grant, Truett <i>G</i>	1951-52	High Point, N.C.
Grant, Wesley <i>G</i>	1963	Kannapolis, N.C.
Grantham, Julius <i>TB</i>	1983-84-85-86	Belleville, Ill.
Granville, Billy <i>LB</i>	1993-94-95-96	Lawrenceville, N.J.
Gray, Gavin <i>DB</i>	1990-91-92-93	Portsmouth, N.J.
Grayson, Mike <i>TB</i>	1980-81-82-83	Falls Church, Va.
Green, Alex <i>S</i>	2001-02-03-04	Hyattsville, Md.
Green, David <i>QB</i>	1996-97	Charlotte, N.C.
Green, Doug <i>WR</i>	1983,85-86-87	Graham, N.C.
Green, Jeffrey <i>DE</i>	1974-75-76-77	Woodbury, N.J.
Green, Ray <i>FB, QB, T</i>	1950-51-52	Fayetteville, N.C.
Green, W. <i>E</i>	1925	
Greene, Brian <i>CB, S</i>	2002-03-04-05	Kennesaw, Ga.
Greene, Zach <i>CB</i>	2009	Raleigh, N.C.
Gregory, Art <i>T</i>	1960-61-62	Aiken, S.C.
Grigg, Fred <i>T</i>	1923-24-25-26	
Grimes, Dale <i>C</i>	1970-71-72	Aliquippa, Pa.
Grissom, Tyrann <i>DT</i>	1998, 00	Detroit, Mich.
Gross, John <i>HB</i>	1939	North Braddock, Pa.
Grune, George <i>QB, HB</i>	1950-51	White Plains, N.Y.
Grupp, Robert <i>DB, P</i>	1973-74-75-76	Langhorne, Pa.
Guidry, Andrew, <i>C</i>	2005	Salem, Va.
Gulley, Richard <i>OT</i>	1990-91	Ocean, N.J.
Gunter, Donald <i>OG, OT</i>	1968	Erie, Pa.
Gutekunst, John <i>HB, DB</i>	1963-64-65	Sellersville, Pa.
Guthrie, Gay <i>OT</i>	1970	Turtle Creek, Pa.
Guy, Melwood (Buzz) <i>G</i>	1956-57	Ellwood City, Pa.

H • H • H

Haas, Robert <i>T</i>	1936,38	New York, N.Y.
Hackney, Elmore <i>QB</i>	1935-36-37	Durham, N.C.
Hagaman, Al <i>OL</i>	1988-89-90	Clearwater, Fla.
Hager, Dudley <i>QB</i>	1949-50-51	Louisville, Ky.
Haggerty, Clifford <i>HB</i>	1943-44	Lakewood, Ohio
Hagie, William <i>FB</i>	1956	Elizabethton, Tenn.
Haile, Rob <i>FB</i>	1998	North Palm Beach, Fla.
Haldeman, John <i>FB</i>	1972-73	Devon, Pa.
Hales, Casey <i>LS</i>	2004-05-06-07	Newport Beach, Calif.
Hall, Alfred	1920	
Hall, Tom <i>WR</i>	1975-76-77	Fayetteville, N.C.
Hall, Robbie <i>OL</i>	1996	Tavares, Fla.
Hamilton, Ronnie <i>DB</i>	1998-99-00-01	Oxford, N.C.
Hamilton, Scott <i>DT, OG</i>	1977-78-79	Western Spring, Ill.
Hamrick, Waite <i>C</i>	1930-31	Gaffney, S.C.
Hands, Joe <i>E</i>	1952-53	Mount Ramier, Md.
Hanenberg, Ted <i>OT</i>	1972-73-74	Wayne, N.J.
Hanenberg, William <i>DB</i>	1970-71-72	Wayne, N.J.
Hannon, Ron <i>DB</i>	1978	Moosic, Pa.
Hardison, Fred <i>TE</i>	1944, 46-47	Williamston, N.C.
Hardy, Jack <i>T</i>	1940	Goldsboro, N.C.
Hareison, Jeff <i>DB</i>	1981-82-83	Hartsville, Ohio
Harper, Brandon <i>DT, OG</i>	2006-07, 09	Alpharetta, Ga.
Harper, Ken <i>PK</i>	1982-83-84-85	West Palm Beach, Fla.
Harper, Tracy <i>OG</i>	1980	Thomasville, Ga.
Harrell, Evalio <i>CB</i>	2005-06-07	Tampa, Fla.
Harris, Clifford <i>RB</i>	2005-06-07-08	Marrero, La.
Harris, Fred <i>DB</i>	1998-99-00	Pine Springs, Minn.
Harris, Jacob <i>G, QB, DB</i>	1957-58-59	Kings Mountain, N.C.
Harris, James <i>FB</i>	1956-57	Scranton, Pa.
Harris, Micah <i>LB, DE</i>	2001-02-03	Poland, Ohio
Harris, Richard <i>HB</i>	1962	Charlotte, N.C.
Harris, Thomas <i>C</i>	1948	Charlotte, N.C.
Harris, Thomas <i>DT</i>	1970-71-72	Charlotte, N.C.
Harrison, James <i>C</i>	1956-57	Columbia, S.C.
Harry, Reece <i>E</i>	1944	Greensboro, N.C.
Hart, Mike <i>TE</i>	1998-99-00-01	Sayville, N.Y.
Hart, Leo <i>QB</i>	1968-69-70	Kinston, N.C.
Hartley, Howard <i>FB, TB</i>	1943,46-47	Ravenswood, W. Va.
Hartness, Carl <i>E</i>	1935	Columbia, S.C.
Hartofolis, Nick <i>WR</i>	1998-99-00	Huntington, N.Y.
Harton, James W. <i>T</i>	1930-31	Durham, N.C.
Hasson, Newt <i>C</i>	1969,71	Timonium, Md.
Hatcher	1922	
Hatcher, Charlie <i>DT, NG</i>	2008-09	Hamilton, Ohio
Hatcher, D.	1923	
Hatcher, George <i>FB</i>	1927-28	Winston-Salem, N.C.
Hatcher, Howell	1920-21	

Havens, Richard <i>G, T</i>	1960-61-62	Westminster, Md.
Hawkins, David <i>LB</i>	1991,93-94	Atlanta, Ga.
Hawn, Robert <i>HB</i>	1961-62	Winston-Salem, N.C.
Hayden, Danny <i>E</i>	1945	
Hayes, Bob <i>E</i>	1928-29-30	Charlotte, N.C.
Hayes, Jason <i>C</i>	1987-88	Lexington, N.C.
Hayes, Robert <i>OE</i>	1970	Windsor, Ontario
Hayes, Roger <i>OG, LB</i>	1965-66-67	Monroe, N.C.
Heady, Gary <i>OG</i>	1971-72-73	Danville, Va.
Healy, Tim <i>DT</i>	1983-84-85	Indianapolis, Ind.
Heinsohn, Paul <i>DT</i>	1978-79-80	Natick, Mass.
Heiss, Howard	1948-49	Baltimore, Md.
Hendrickson, Horace <i>B</i>	1933	Beaver Falls, Pa.
Heninger, Mark <i>DE</i>	1982-83	Martinsville, Va.
Heninger, Marty <i>LB</i>	1980-81-82-83	Martinsville, Va.
Hennemier, John <i>C, G</i>	1933-34-35	Savannah, Ga.
Hepler, Robert <i>OE</i>	1967-68-69	Springdale, Pa.
Herlong, Bettis <i>HB, WB</i>	1945,47	Saluda, S.C.
Herring, Chuck <i>WR</i>	1982-82-84-85	Springfield, Va.
Herring, M.	1925	
Hicklin, Ed <i>DB, HB</i>	1966-67-68	Burlington, N.C.
Hicks, Steve <i>DB</i>	1978	Germanon, N.C.
Higginbotham, Mark <i>OG</i>	1981-82-83-84	Lawrenceville, Ga.
Higginbotham, Mike <i>OG</i>	1982-83-84-85	Lawrenceville, Ga.
Higgins, Louis <i>FB</i>	1949	Nesquehoning, Pa.
Highsmith, Bobby <i>OL</i>	1989-90	Key West, Fla.
Hill, B.J. <i>TB, DB</i>	1998-99-00-01	Detroit, Mich.
Hill, Dan, Jr. <i>C</i>	1936-37-38	Asheville, N.C.
Hill, Ethan <i>FS</i>	1998	Raleigh, N.C.
Hill, John <i>DT</i>	1972-73-74	Hialeah, Fla.
Hill, Johnny <i>DB</i>	1981-82-83-84	Winston-Salem, N.C.
Hill, Kyle <i>OT</i>	2008-09	Orlando, Fla.
Hines, Clarkston <i>WR</i>	1986-87-88-89	Chapel Hill, N.C.
Hines, Rob <i>OL</i>	1998	Raleigh, N.C.
Hoch, William <i>C</i>	1957-58	Cannonsburg, Pa.
Hodges, Roland <i>HB, TB</i>	1945-46-47-48	Ft. Lauderdale, Fla.
Hodrick, Jeff <i>TE</i>	1994-95-96-97	Shamokin, Pa.
Holben, Carl <i>T</i>	1950-51-52	Zeilenople, Pa.
Holler, Dave <i>DT</i>	1983	Blythwood, S.C.
Holley, Frank <i>DE</i>	1977	Virginia Beach, Va.
Holley, Kenan <i>CB</i>	1995-96-97-98	The Woodlands, Texas
Holley, Quentin <i>CB</i>	1999	The Woodlands, Texas
Holliday, Octavius <i>DB</i>	1993	Longwood, Fla.
Hollingsworth, Harry <i>HB</i>	1926-27-28	Newton, N.C.
Hollingsworth, Jay <i>RB</i>	2008-09	Sanford, N.C.
Holloway, Stephen <i>E</i>	1964	Elkin, N.C.
Holoman, Andrew <i>LB</i>	2009	Ashburn, Va.
Holsey, Bernard <i>DL</i>	1992-93-94-95	Cave Spring, Ga.
Holt, Jarrod <i>OL</i>	2006-07-08-09	Clearwater, Fla.
Homa, Kenneth <i>OG, C</i>	1968	Morrisville, Pa.
Honeycutt, Robert <i>HB</i>	1956,58-59	Durham, N.C.
Hood, Charlie <i>G, T</i>	1942-43	Greensboro, N.C.
Hooks, Rodney <i>DB</i>	1989-90	Lithonia, Ga.
Hoots, Ronnie <i>DB</i>	1972-73-74	Winston-Salem, N.C.
Hoover, Al <i>B</i>	1942	Toledo, Ohio
Hord, Robert <i>E</i>	1957	Charlotte, N.C.
Hord, Roy Jr., <i>T, E, G</i>	1954,56-57	Charlotte, N.C.
Horning, Jim <i>LB</i>	1972-73	Pleasanton, Calif.
Hoskins, Craig <i>DB, RB</i>	1977-78-79	Heath, Ohio
Howell John <i>FB, LB</i>	1985,87-88-89	Burlington, N.J.
Hoyle, Todd <i>DB</i>	1989-90-91	Waynesville, N.C.
Huckabee William	1921, 23	
Hudgins, Herbert <i>HB, E</i>	1935-36-37	Norfolk, Va.
Huffman, Brett <i>TE</i>	2007-08-09	Massillon, Ohio
Huffman, Weddie <i>E</i>	1942	Thomasville, N.C.
Hughes, Leon <i>G</i>	1930	
Hughes, Roger <i>C, LB</i>	1964-65	Summit, N.J.
Hughes, Thomas <i>BB, WB</i>	1947-48-49	Sumter, S.C.
Hull, Ken <i>QB</i>	1988	Swarthmore, Pa.
Huneycutt, Jerry <i>HB</i>	1964	Winston-Salem, N.C.
Hunter, Roy <i>C</i>	1926-27-28	Charlotte, N.C.
Hurm, Dave <i>E</i>	1955-56-57	Newark, Del.
Hurst, Dave <i>T</i>	1952	
Hyatt, Don <i>E</i>	1929-30-31	Waynesville, N.C.
Hysong, James <i>E</i>	1967	Hendersonville, N.C.

I • I • I

Intihar, John <i>DB</i>	1987	Shaker Heights, Ohio
Irwin, Frank <i>T</i>	1943-44	Raleigh, N.C.

J • J • J

Jack, Bernie <i>E</i>	1953	Leechburg, Pa.
Jackson, Derrick <i>DB</i>	1989-90-91-92	Long Valley, N.J.
Jackson, Ernie <i>DB, TB</i>	1969-70-71	Hopkins, S.C.
Jackson, Robert <i>OT</i>	1973-74	Charlotte, N.C.
Jackson, Tony <i>S, RB</i>	2007-08	Rochester, N.Y.
James, Carl <i>G</i>	1949-50-51	Raleigh, N.C.
James, David <i>FB</i>	1985	Virginia Beach, Va.
James, Norman <i>E</i>	1931-32	Hickory, N.C.
Jamieson, Robert <i>QB</i>	1963-64	Greensboro, N.C.
Jamison, Carol <i>G</i>	1957-58	Roanoke, Va.
Jankowski, Jan <i>HB, FB</i>	1927-28	Milwaukee, Wis.
Jenkins, Jason <i>DB</i>	1998	Durham, N.C.
Jenkins, Paul <i>DB</i>	1979-80	Mamaroneck, N.Y.
Jenkins, Ryan <i>LB</i>	1996-97-98	Atlanta, Ga.
Jensen, Jon <i>WR</i>	1992-93-94	Denver, Colo.
Johnson, Allen <i>G</i>	1937-38-39	Lexington, N.C.
Johnson, Eric <i>RB</i>	1979	Sea Cliff, N.J.
Johnson, Guy <i>OT</i>	1968-69	Danville, Va.
Johnson, H.	1923	
Johnson, John <i>FB</i>	1964	War, W. Va.
Johnson, Lance <i>WR</i>	2001-02-03	Hickory, N.C.
Johnson, LeDouglas <i>RB</i>	1995	Pensacola, Fla.
Johnson, Levar <i>LB</i>	1998-99-00	Martinez, Ga.
Johnson, Mark <i>QB, DB</i>	1972-73-74	Oxon Hill, Md.
Johnson, Robert <i>G</i>	1962-63	Hopewell, Va.
Johnson, Shawn <i>DE</i>	2000-01-02	Fairport, N.Y.
Johnston	1922	
Johnston, Jim <i>C</i>	1933-34-35	Winston-Salem, N.C.
Johnston, John <i>HB</i>	1934-36	Statesboro, Ga.
Johnston, John <i>HB</i>	1970-71	Lewistown, Pa.
Johnstone, Brick <i>DB</i>	1980-81-82-83	Webster Groves, Mo.
Johnstone, Paul <i>LB</i>	1969, 71	Coral Gables, Fla.
Jones, Braxton	1920	
Jones, Cedric <i>WR</i>	1978-79-80-81	Weldon, N.C.
Jones, Clarke <i>E</i>	1944	Richmond, Va.
Jones, Ed <i>B</i>	1942	Glenshaw, Pa.
Jones, Eric <i>FS</i>	1996-97-98-99	Belle Mead, N.J.
Jones, Kevin <i>P</i>	2007-08-09	Austin, Texas
Jones, Marcus <i>WR, QB, LB</i>	2005-06-07-08	Ringgold, Ga.
Jones, Marion <i>E</i>	1942	Mount Airy, N.C.
Jones, Randy <i>TB</i>	1987-88-89-90	Winston-Salem, N.C.
Jones, Steve <i>RB</i>	1970-71-72	Sanford, N.C.
Jones, Vernon <i>G</i>	1926-27-28	Weaverville, N.C.
Jones, Walter <i>WR</i>	1988-89-90-91	Roanoke Rapids, N.C.
Jones, William <i>T</i>	1963-64-65	Richmond, Va.
Joseph, George <i>MG, C, DE</i>	1966-67-68	Allentown, Pa.
Junkin, Mike <i>LB</i>	1983-84-85-86	Belvidere, Ill.
Jurgensen, Sonny <i>DB, QB</i>	1954-55-56	Wilmington, N.C.
Juriss, Frank <i>OT</i>	1979-80-81-82	Chelmsford, Mass.

K • K • K

Kapatoes, Jeff <i>QB</i>	1994	Milford, Mass.
Kaplanis, Mike <i>P</i>	2005	Raleigh, N.C.
Karl, Lawrence <i>T, G</i>	1945-46-47-48-49	Ford City, Pa.
Karmazin, John <i>E, T</i>	1946, 48	Irwin, Pa.
Karmazin, Mike <i>T</i>	1939-40-41	Irwin, Pa.
Kasarda, Jason <i>FS</i>	1997	Chapel Hill, N.C.
Keller, Albert <i>HB</i>	1932	Norfolk, Va.
Kelly, Arlington <i>HB</i>	1934	Waycross, Ga.
Kelly, Austin <i>WR</i>	2007-08-09	Mableton, Ga.
Kelly, Douglas <i>E</i>	1925-26-27	Wilmington, N.C.
Kelly, Kevin <i>C</i>	1977-78-79	Charlottesville, Va.
Kendall, Malcomb <i>G</i>	1961	Front Royal, Va.
Kennard, J.C. <i>HB</i>	1944	Ashland, Ky.
Kerns, John <i>T</i>	1944	Geneva, Ohio
Kersey, John <i>T</i>	1956-57-58	Bluefield, W. Va.
Ketchel, Terry <i>OG</i>	1975-76	Ft. Walton Beach, Fla.
Keyser, James III <i>G</i>	1957	Lynchburg, Va.
Keziah, William <i>C, E</i>	1950-51-52	Burlington, N.C.
Khayat, Bill <i>TE</i>	1992-93-94-95	York, Pa.
Kiefer, John <i>LB</i>	1969	Virginia Beach, Va.
Killian, Frank <i>HB</i>	1939-40	Beaver Falls, Pa.
Kimbrough, John-Paul <i>CB, TB</i>	2002, 04	Hendersonville, Va.
Kimmit, William <i>LB</i>	2005	Arlington, Va.
King, Bill <i>LB</i>	1976-77-78	Rockville, Md.
King, Lewis <i>LB</i>	1973-74-75	Havlock, N.C.
King, Brandon <i>FB, TE</i>	2006-07, 09	Doylestown, Pa.
Kirkland, James <i>DE</i>	1992-93-94-95	Atlanta, Ga.
Kistler, Henry <i>E</i>	1928-29	Charlotte, N.C.
Kistler, Jack <i>FB</i>	1951-52-53	Ardmore, Pa.
Kitchen, Justin <i>LB, DE</i>	2002-03-04-05	Charlotte, N.C.
Kittleson, Ben <i>WR</i>	2002-03	Buckner, Ky.
Kley, Doug <i>DL</i>	1988-89	Cincinnati, Ohio

Klinger, Charles <i>G</i>	1954-55-56	Oakhurst, N.J.
Kneib, Jan <i>C</i>	1959	Goldsboro, N.C.
Knight, Kendral <i>LB</i>	1997-98-99-00	Wilson, N.C.
Knop, Warren <i>NG</i>	1977	Yardley, Pa.
Knotts, Don <i>G</i>	1949-50	Albemarle, N.C.
Knotts, Doug <i>C, T</i>	1953-54-55	Albemarle, N.C.
Knotts, Ernie <i>G</i>	1943-44-45-46	Albemarle, N.C.
Knotts, James <i>G</i>	1947-48-49	Albemarle, N.C.
Knotts, Tom <i>DB</i>	1975-76-77	Albemarle, N.C.
Knox, Dennis <i>OG</i>	1977-78	Tampa, Fla.
Kocourek, Jerry <i>E</i>	1953-54-55	Berwyn, Ill.
Koffenberger, Ed <i>E</i>	1945	Wilmington, Del.
Konicek, Milt <i>T</i>	1954-55-56	Cicero, Ill.
Kornberg, Lewis <i>LB</i>	1982-83-84	Durham, N.C.
Kornberger, Ed <i>WR</i>	1975	Cherry Hill, N.J.
Kotchin, Roderick <i>T</i>	1959-60	West View, Pa.
Kovach, Jim <i>LB</i>	1995-96-97	Pompano Beach, Fla.
Kraft, Richard <i>FB, LB</i>	1963-64-65	South Bend, Ind.
Kredich, Nick <i>HB</i>	1955-56	Elmwood Park, Ill.
Kreider, Josh <i>FS</i>	1999-00-01	Massillon, Ohio
Krenzel, Brian <i>SS</i>	1996-97	Sterling Heights, Mich.
Krieg, Tyler <i>OG</i>	2004-05	Tualatin, Ore.
Krill, Nate <i>LB, DE</i>	1997-98-99-00-01	McLean, Va.
Krisza, John <i>QB</i>	1944-45	McKees Rocks, Pa.
Kromah, Abraham <i>LB</i>	2007-08-09	Staten Island, N.Y.
Krueger, John <i>P</i>	1993-94-95-96	Hackensack, N.J.
Kruzelyak, Jack <i>C</i>	1961	Coraopolis, Pa.
Kurunwune, Patrick <i>RB</i>	2009	Austin, Texas
Kushner, Keith <i>PK</i>	1990	Fayetteville, N.C.

L • L • L

Lacaruba, Chris <i>C</i>	1952	Phillipsburg, N.J.
Lach, Steve <i>HB</i>	1939-40-41	Altoona, Pa.
Lackey, Chris <i>SE</i>	1979	Lawsonville, N.C.
Lagersledt, Edward	1922-23-24	
Lake, Charles <i>FB</i>	1928	
Landon, Mark <i>FB, DE</i>	1972-73-74	Kensington, Md.
Landrum, Senterio <i>WR</i>	2001-02-03-04	Sweet Water, Ala.
Laney, Nick <i>QB, HB</i>	1931-32-33	Charlotte, N.C.
Lange, Jack <i>G</i>	1939	Massillon, Ohio
Langston, W. Dortch Jr., <i>QB</i>	1958	Goldsboro, N.C.
LaRue, Jim <i>WB, HB</i>	1944-45	Clinton, Okla.
Lasky, Robert <i>OT, DT</i>	1965-66-67	Cheverly, Md.
Laster, Terrence <i>DB</i>	1985-86-87	Jacksonville, Fla.
Latimore, R. Bert <i>E</i>	1956-57-58	Bostic, N.C.
Lawrence, James <i>T</i>	1950-51-52	Macon, Ga.
Lea, William <i>HB</i>	1950-52	Lynchburg, Va.
Leach, Carson <i>G</i>	1950-51-52	Haw River, N.C.
Leach, Richard	1920-21	
Leandro, Rob <i>OL</i>	2000	Raeford, N.C.
Lebby, Robert A. <i>DB</i>	1970-71-72	Chagrin Falls, Ohio
Lederman, Mitchell <i>OL</i>	2007-08-09	Brodhead, Wis.
Lee, Derrick <i>CB</i>	2000-01	Northport, Ala.
Lee, John David <i>HB</i>	1957-58-59	Freeport, Pa.
Leggett, Mark <i>HB</i>	1960-61-62-63	Asheboro, N.C.
Leitheiser, Bill <i>G</i>	1944-45	Clearwater, Fla.
Lemon, Glenn <i>HB</i>	1930	
Lenhardt, Sims <i>PK</i>	1996-97-98-99	Charleston, S.C.
Lennon, Scott <i>OL</i>	1993	Houston, Texas
Lenoir, Rob <i>DT</i>	1981-82-83	Columbia, S.C.
LeNoir, Larry <i>LB</i>	1979-80-81	New Castle, Del.
Lenox, Walter <i>G</i>	1937	Ridgefield Park, N.J.
Lerps, Dave <i>QB</i>	1952-53	Tuckahoe, N.Y.
Lewis, Cliff <i>HB</i>	1944	Cleveland, Ohio
Lewis, Daryl <i>OG</i>	2000-01-02-03	Tuscaloosa, Ala.
Lewis, Derrick <i>WR</i>	1978	Lancaster, S.C.
Lewis, J.D. <i>FB</i>	1992-93-94	Palm City, Fla.
Lewis, Kevin <i>LB</i>	1996-97-98-99	Orlando, Fla.
Lewis, Thaddeus <i>QB</i>	2006-07-08-09	Opa-Locka, Fla.
Ley, Jerome <i>DT</i>	1980-81, 83	Wexford, Pa.
Liana, Frank <i>E</i>	1934-35-36	Brooklyn, N.Y.
Liferidge, Tory <i>TE</i>	1996-97-98	Moncks Corner, S.C.
Ligos, Kurt <i>LB</i>	1989-90-91	Long Valley, N.J.
Lilly, Frank <i>DT, MG</i>	1968	Washington, D.C.
Lindquist, David <i>OT</i>	1983-84-85	Oak Brook, Ill.
Lipscomb, James <i>G</i>	1940-41	Hinton, W. Va.
Lipscomb, Woodrow <i>G</i>	1935-36-37	Hinton, W. Va.
Litaker, Herb <i>G, T</i>	1961-63-64	Charleston, W. Va.
Little, Chris <i>LB</i>	1993-95	Decatur, Ga.
Loebner, Ben <i>OL</i>	2008	West Lima, Ore.
Logan, James <i>T, G</i>	1950-51, 53	Asheville, N.C.
Lomax, John <i>T</i>	1960-61-62	Abbeville, S.C.
London, Charles <i>RB</i>	1994-95-96	Dunwoody, Ga.
Loneragan, Jeff <i>OL, NG</i>	2000-01	Alexandria, Va.

Long, Jimmy <i>WR</i>	1982	Oklahoma City, Okla.
Long, Johnny <i>C</i>	1955-56	Shelby, N.C.
Long, Leo <i>FB, QB</i>	1941-42-43, 46	East Orange, N.J.
Lonon, Daniel <i>T</i>	1962-63-64	Hickory, N.C.
Looper, Byrd <i>FB</i>	1951-52-53	Gastonia, N.C.
Loudenback, Aaron <i>OG</i>	1983	Lincoln, Neb.
Love, Reggie <i>WR</i>	2000-01-02-03	Charlotte, N.C.
Lowe, Cadey <i>LB</i>	2004-05-06	Houston, Texas
Lowman, David <i>TB</i>	1991-92-93-94	Bonaire, Ga.
Lucas, Andrew <i>HB</i>	1965	Richmond, Va.
Lucas, Bill <i>LB</i>	1983-84-85-86	Yorktown, Va.
Luckes, Alex <i>T</i>	1942	Wilkes-Barre, Pa.
Luetgert, Bailey <i>DB</i>	1993-94	Naples, Fla.
Luongo, Tom <i>OG</i>	1976, 78	Hershey, Pa.
Luper, Buddy <i>HB, TB</i>	1942-43, 46	Rocky Mount, N.C.
Lutz, Worth <i>QB, FB</i>	1951-52-53-54	Durham, N.C.
Lyle, Berton <i>E</i>	1947	Tupelo, Miss.
Lyles, Cosmos <i>WR</i>	1995	San Francisco, Calif.
Lynch, Donald <i>T</i>	1963-64-65	Fairfield, Conn.
Lynch, David <i>C</i>	1999	Barnesville, Pa.
Lynch, Shawn <i>OG, C</i>	1998-99-00-01	West Palm Beach, Fla.
Lyon, Edwin <i>R, G</i>	1958-59	Laurinburg, N.C.
Lyons, Pat <i>E</i>	1948	Norfolk, Va.
Lyons, William <i>RB</i>	1974	Winchester, Va.

M • M • M

Macfarlan, Drew <i>DL</i>	1990, 92	Ridgewood, N.J.
Mackey, Trent <i>LB</i>	2008	Carencro, La.
Madden, James <i>DT</i>	1970	Charlotte, N.C.
Maggio, Nick <i>K, P</i>	2007-08-09	Leawood, Kan.
Maier, Bob <i>TE</i>	1984-85	Highland Falls, N.Y.
Mailloux, Colin <i>C</i>	1991-92-93	Bradenton, Fla.
Malechek, Dave <i>PK</i>	1973	West Point, Va.
Maloney, Thomas <i>T</i>	1938	Clendenin, W. Va.
Mancini, Tony <i>DT</i>	1980	Oceanside, N.Y.
Mann, Mike <i>DB</i>	1976-77	Dunn, N.C.
Mannely, Patrick <i>OG</i>	1993-94-95, 97	Marietta, Ga.
Manuel, Mark <i>TE</i>	1972-73-74	Robbinsville, N.C.
Mapes, Matt <i>PK</i>	1998	Williamsport, Pa.
Marcellin, Marvin <i>WR</i>	2006-07-08	Hollywood, Fla.
Marino, Bill <i>DT</i>	1977, 79	Runnemed, N.J.
Marion, James <i>E</i>	1938	Mount Airy, N.C.
Markas, Johnny <i>G</i>	1960-61-62	Morganton, N.C.
Marks, Duane <i>LB</i>	1990-91-92-93	Missouri City, Texas
Marshall, Jabari <i>WR</i>	2006-07-08	Atlanta, Fla.
Marshall, Laymar <i>RB</i>	1994-95-96-97	Winston-Salem, N.C.
Marshall, Lindsay <i>LB</i>	1988	Atlanta, Ga.
Marshall, Ted <i>T, G</i>	1945-46-47-48	Camden, S.C.
Martin, David <i>DE</i>	2002-03-04	Plano, Texas
Martin, F.A. <i>FB, DT</i>	1978-79-80-81	Mount Airy, N.C.
Martinez, Larry <i>TB</i>	1973-74-75	New York, N.Y.
Mashore, Derrick <i>LB, DE</i>	1976-77-78	Cornwells Heights, Pa.
Mason, Garrett <i>OG</i>	2004, 06-07	McAllen, Texas
Mason, Lowell <i>QB</i>	1930-31-32	Charlotte, N.C.
Matheson, Bob <i>HB, LB, E</i>	1964-65-66	Boone, N.C.
Matuza, Albert <i>E</i>	1963-64	Morrisville, Pa.
Maurides, Zach <i>OG</i>	2004, 06-07	Glenview, Ill.
May, Brian <i>OG</i>	1990-91	Erie, Pa.
May, Kirk <i>DB</i>	1975-76	Springfield, Mo.
Mays, Marc <i>WR</i>	1989-90-91	East Point, Ga.
McAfee, George <i>QB, HB</i>	1937-38-39	Ironton, Ohio
McAfee, Wesley <i>HB</i>	1938-39-40	Ironton, Ohio
McAninch, Richard <i>HB, QB</i>	1933-34-35	Marion, Ohio
McCain, Bill <i>C</i>	1943	Marianna, Ark.
McCall, Marty <i>OL</i>	1993-94-95	Columbus, Ga.
McCarthy, James <i>T</i>	1962-63-64	Rumson, N.J.
McCaskill, Sam <i>HB</i>	1934-35	Camden, S.C.
McCollum, Frederick <i>T</i>	1960-61	Savannah, Ga.
McConnell, Gregg <i>DL</i>	1989-90-91	Waynesville, N.C.
McCormack, Brian <i>LB</i>	1995-96-98-99	Shallmar, Fla.
McCormick, Deonlo <i>CB, WR</i>	2002, 04-05-06	Adel, Ga.
McCracken, Quinton <i>DB</i>	1988-89-90-91	Southport, N.C.
McCully, Alvin <i>FB</i>	1945	Ventnor City, N.J.
McDonald, John <i>LB</i>	1976-77-78	Fayetteville, N.C.
McDonald, John <i>DE</i>	1986-87-88-89	Wagram, N.C.
McDonald, Trey <i>P</i>	2001-02-03-04	Oak Ridge, Tenn.
McDonough, Robert <i>T</i>	1939-40-41	West Orange, N.J.
McDougal, R.J. <i>FB</i>	1943	Ocanto, Wis.
McDow, Russell <i>HB</i>	1969-70-71	Waynesboro, Va.
McElhaney, Harold <i>FB</i>	1955-56-57	Burgettstown, Pa.
McFadyen, Ryan <i>TE</i>	2008	Mendham, N.J.
McGaughey, Robert <i>T</i>	1956	Kittanning, Pa.
McGee, Carl <i>LB</i>	1975-76-77-78	Cincinnati, Ohio
McGee, Gerald <i>QB, FB</i>	1959-60	Elizabeth City, N.C.

McGee, Michael <i>G</i>	1957-58-59	Elizabeth City, N.C.
McGranahan, Fred	1920	
McIntosh, Brooks <i>G</i>	1925	
McInturff, Rich <i>PK, WR</i>	1973	Stanton, Calif.
McIver, James <i>DT</i>	1979-80-81	Atlanta, Ga.
McKee, William <i>DB</i>	1968-69	Charleston, S.C.
McKeithan, Nick <i>HB</i>	1952-53-54	Lumberton, N.C.
McKinney, Scott <i>K</i>	1978-79-80-81	College Park, Ga.
McLaurin, Willie <i>LB</i>	1994-97	Landover, Md.
McMahon, Jim <i>DE</i>	1976-77	Bahama, N.C.
McNabb, John <i>C, G</i>	1963-64-65	Charleston, S.C.
McNairy, R.	1920	
McNairy, Ted <i>OL</i>	1984-86-87-88	Charlotte, N.C.
McNulty, Kevin <i>LB</i>	1985-86-87	Rocky River, Ohio
McRoy, W.D. <i>HB</i>	1953	Goldsboro, N.C.
McQueen, LeVance <i>LB</i>	1994-95	Dunn, N.C.
Meadows, Ed <i>T</i>	1952-53	Oxford, N.C.
Means, Al <i>G, T</i>	1932-33	Wynnewood, Pa.
Meier, Dave <i>LB</i>	1973-74-75	Pottstown, Pa.
Melita, Chad <i>OG</i>	1994-95-96-97	Cooper City, Fla.
Melnik, P.J. <i>LB</i>	1992-93	Westport, Conn.
Mencio, Greg <i>OG</i>	1974-75-76	Naugatuck, Conn.
Merrill, Jon <i>OT</i>	1992-94-95	Brevard, N.C.
Melts, Carey <i>OL</i>	1986-87-88-89	Burlington, N.C.
Meyers, Greg <i>K</i>	2007	Scranton, Pa.
Michael, Eddie <i>OG</i>	1971-72-73	Charlotte, N.C.
Midgett, P.	1920	
Millitello, Mark <i>WR</i>	1981-82-83	St. Louis, Mo.
Miller, Arthur <i>G</i>	1941	Bloomfield, N.J.
Miller, Jim <i>HB</i>	1943	Mount Airy, N.C.
Miller, John <i>OG, OT</i>	1998-99-00-01	Bassett, Va.
Miller, Kurt <i>LB</i>	2000, 02	West Seneca, N.Y.
Miller, Mark <i>OG</i>	1980-81-82-83	Statesville, N.C.
Miller, Tom <i>T, G</i>	1951	Annapolis, Md.
Miller, William <i>DB</i>	1975-76	Fairfax, Va.
Million, Ted <i>OL</i>	1982-83-84-85	Norman, Okla.
Millner, Pryor <i>QB</i>	1956-57-58	Danville, Va.
Mills, Bruce <i>DE</i>	1969-70-71	Thomasville, N.C.
Mills, Jim <i>P</i>	1998	Loudonville, N.Y.
Milner, Bill <i>G</i>	1943, 46	Waynesville, N.C.
Milner, Steve <i>DB</i>	1973-74	Canton, N.C.
Mitchell, Christian <i>OT</i>	2001-02-03-04	Amherst, N.Y.
Moelling, Walter <i>T</i>	1964	Alexander City, Ala.
Mona, Nick <i>OG</i>	1972	Camp Springs, Md.
Monk, Stanley <i>TB</i>	1984-85-86-87	Jacksonville, N.C.
Montgomery, John <i>BB</i>	1946-47-48	Miami, Fla.
Montgomery, Scottie <i>WR</i>	1996-97-98-99	Cherryville, N.C.
Moon, Tracy <i>E</i>	1952-53-54	Durham, N.C.
Mooney, Dan <i>C</i>	2003-04	Bay Village, Ohio
Moore, Brandon <i>OT</i>	1989-90-91-92	Ardmore, Pa.
Moore, Brian <i>OG</i>	2009	Coral Gables, Fla.
Moore, Christopher <i>DE, OL</i>	2005-06	Burnsville, Minn.
Moore, L. Dalley	1921, 23	
Moore, Kyle <i>WR</i>	1998-99-00-01	Detroit, Mich.
Moore, Pete <i>DB</i>	1983, 85	Burlington, N.C.
Moorman, Claude "Tee" <i>E</i>	1958-60	Miami, Fla.
Moorman, Claude III <i>OG</i>	1980-81-82	Concord, N.C.
Moorman, Tommy <i>C</i>	1985-86-87	Concord, N.C.
Moravchik, Jim <i>OT</i>	2002-03-04-05	Sun Prairie, Wisc.
Morgan, Arthur <i>OT</i>	1968	Newport News, Va.
Morgan, Bryan <i>OT, C</i>	2007-08-09	Hoover, Ala.
Morgan, Eddie <i>S</i>	2007	McKinney, Texas
Morgan, Ralph <i>E</i>	1941-42	Durham, N.C.
Morris, Marty <i>C</i>	1977	Anderson, Ind.
Morris, Robert <i>C</i>	1967-68-69	Anderson, Ind.
Morris, Sonny <i>E, DB</i>	1964-65	Geneva, Ala.
Morton, Brian <i>P</i>	1997-98-99-00	Winter Haven, Fla.
Morton, Ray <i>SS</i>	1995-96	Central Islip, N.Y.
Moseley, Mark <i>DB</i>	1982-83-84-85	Springfield, Ill.
Moss, Pete <i>T</i>	1925	
Mote, Kelley <i>E</i>	1943-45-46	Hapeville, Ga.
Mounie, John <i>FB</i>	1948-49-50	Portsmouth, Va.
Mowry, Earle <i>OE</i>	1969	Waynesboro, Va.
Moyer, Alonzo <i>FS</i>	1995-96-97-98	Homewood, Ill.
Mozingo, Gerald <i>HB</i>	1952	La Grange, N.C.
Muelenaer, Andre <i>T</i>	1939	Rosedale, N.Y.
Mullen, James <i>HB</i>	1930-31	Dothan, Ala.
Mulligan, Buddy <i>WB</i>	1946-47	Greensboro, N.C.
Mullins, Harold <i>T</i>	1946	Keaton, Ky.
Munday, Chuck <i>WR, P</i>	1972-73	Salisbury, N.C.
Murdock, Lance <i>LB</i>	1969-70-71	Lower Burrell, Pa.
Murphy, Bill <i>HB</i>	1943	Siloam Springs, Ark.
Murphy, Michael <i>C</i>	1965-66-67	Louisville, Ky.
Murray, Bill <i>HB</i>	1928-29-30	Rocky Mount, N.C.

Murray, Robert H. <i>QB</i>	1954-55	Woodmere, N.Y.
Muschamp, Mike <i>QB</i>	1985-86	Gainesville, Fla.
Musselman, James <i>DE, OG</i>	1968-69	Albany, Texas
Musselwhite, Marvin <i>T</i>	1959	Clinton, N.C.
Myers, Jim <i>E</i>	1943	Madison, W. Va.

N • N • N

Nania, John <i>G</i>	1939-40	Middletown, N.Y.
Nanni, Bob <i>T</i>	1942	Pittston, Pa.
Neal, Tom	1920-21-22	
Needham, Jon <i>OT</i>	2009	Melrose, Mass.
Neighborgall, Roger <i>QB</i>	1973-74	Vienna, Va.
Nelson, Jim <i>G</i>	1953-54-55	Winston-Salem, N.C.
Newell, John	1923	
Newman, Glenn <i>LB</i>	1966-67-68	Clinton, N.C.
Newman, Ed <i>OG</i>	1970-71-72	Woodbury, N.Y.
Newman, Paul <i>FB</i>	1982	Scottsdale, Ariz.
Newsome, Clarence <i>OE, DE</i>	1971	Ahoskie, N.C.
Nichols, Eli <i>DE, NG</i>	2004-05-06	Crawfordville, Fla.
Nicholson, Joel <i>WR</i>	1994-95	Oklahoma City, Okla.
Nicosia, Anthony <i>OG</i>	1974	Nutley, N.J.
Niemcow, Wally <i>OG</i>	1997-98-99	Orlando, Fla.
Nilowski, Chip <i>LB</i>	1987-88-89-90	Brackenridge, Pa.
Nixon, Bud <i>DB</i>	1982, 84	Wilmington, N.C.
Norkus, Chris <i>LB</i>	1995-96-97-98	Raleigh, N.C.
Novak, Zack <i>FB</i>	2001-02-03	Wyoming, Ohio

O • O • O

Obremskey, Bill <i>DB</i>	1981-82-83	Lebanon, Ind.
Odom, Sonny <i>HB</i>	1964-65	Greensboro, N.C.
O'Donald, D.Juan <i>FS</i>	2000	Detroit, Mich.
O'Donnell, Steve <i>QB</i>	1982	Madison, N.J.
Oenbring, Robert <i>T</i>	1946	New Albany, Ind.
Oghobaase, Vince <i>DT</i>	2006-07-08-09	Houston, Texas
Oglesby, Wesley <i>DE</i>	2007-08-09	Arlington, Texas
Okpokowuruk, Ayanga <i>DL</i>	2006-07-08-09	Charlotte, N.C.
Olson, Reed <i>TE</i>	1975	Edina, Minn.
O'Mara, Robert <i>FB</i>	1936-37-38	Ashland, Ky.
Oostdyk, Dale <i>QB</i>	1976-77	Clifton, N.J.
Opalenick, Joe <i>WR</i>	1994-95-96-97	Orwidsburg, Pa.
Orvald, Todd <i>QB</i>	1965-66	Wyncote, Pa.
O'Shaughnessy, Ryan <i>OL</i>	1995	Metairie, La.
Ott, Lloyd <i>DB</i>	1943	Linesville, Pa.
Owens, Craig <i>DL</i>	1984-85-86	Erie, Pa.
Owens, Reco <i>WR</i>	1995-96-98	Piscataway, N.J.
Oxendine, Robert <i>OT</i>	1980-81-82	Arlington, Va.

P • P • P

Paddock, Brad <i>OL</i>	1986	Plantation, Fla.
Padgett, Douglas <i>E</i>	1956-57-58	Spindale, N.C.
Padgett, Vernon <i>OT, E, DT</i>	1966, 68	Silver Spring, Md.
Page, George <i>OT</i>	1975-76	Fayetteville, N.C.
Page, Kirk <i>DL</i>	1989	Bay Shore, N.Y.
Palladino, Fred <i>FB</i>	1945	Verona, N.J.
Palmer, Johnny <i>C</i>	1952-53-54	Lynchburg, Va.
Palmer, Walter <i>QB</i>	1943	Easton, Pa.
Paris, Brad <i>OL</i>	1994	Amarillo, Texas
Parker, Ace <i>QB, HB</i>	1934-35-36	Portsmouth, Va.
Parker, Danny <i>TE</i>	2007-08-09	Rockville, Md.
Parker, Melvin <i>DE</i>	1971-72	Brooklyn, N.Y.
Parker, Ralph <i>WR</i>	1984-87	Pittsburgh, Pa.
Parker, Rodger <i>G, T</i>	1965-66-67	Hialeah, Fla.
Parnell, Don <i>WR</i>	1988	Knoxville, Tenn.
Paroli, Anthony <i>OT</i>	1976	Wilson, N.C.
Parrish, Robert <i>DE</i>	1970-71-72	Jacksonville Beach, Fla.
Pascal, Bob <i>HB</i>	1953-54-55	Bloomfield, N.J.
Pastore, Jamin <i>WR</i>	2003-04	Lisbon, Ohio
Patrick, Ben <i>TE</i>	2003-04-05	Savannah, Ga.
Patten, Jeff <i>DE</i>	1985-86-87-88	Morehead City, N.C.
Patten, Joel <i>TE, OT</i>	1977-78-79	Fairfax, Va.
Patterson, Bentley <i>DE</i>	1980	Arlington Heights, Ill.
Patterson, John <i>OT</i>	1976-77	Allentown, Pa.
Patterson, Kevin <i>OL</i>	1989	Carmel, Ind.
Peacock, Mike <i>FB</i>	1984-85-86	Clifton Park, N.J.
Pearson, A.B. <i>E</i>	1950-51	Raleigh, N.C.
Pearson, Travis <i>DE</i>	1990-91-92-93	Plano, Texas
Peck, Michael <i>LB</i>	1970-71-72	Edinboro, Pa.
Peeler, Melvin <i>E</i>	1927-28-29	Wilmington, N.C.
Pellom, Gary <i>OT</i>	1973-74-75	Fayetteville, N.C.
Pelosky, Jay <i>OG</i>	1978-79-80	Shrewsbury, Mass.
Penn, Derek <i>LB</i>	1975-76-77-78	Youngstown, Ohio
Pennington, J.	1920, 22	
Percy, Walt <i>OL</i>	1987, 89	Edison, N.J.

Perdue, Willard <i>G, HB, E</i>	1937-38-39	Thomasville, N.C.
Perini, Ed <i>G, B</i>	1944-45-47	New Village, N.J.
Perkinson, Carl <i>C</i>	1946-47-48-49	Asheville, N.C.
Perkinson, Seth <i>G</i>	1950	Asheville, N.C.
Perry, John <i>HB</i>	1943	Raleigh, N.C.
Peterson, Doug <i>PK</i>	1986-87-88	Sarasota, Fla.
Petroff, Pete <i>OL</i>	1989-90-91	California, Pa.
Phelan, Dan <i>OG, OE</i>	1969-70-71	Buffalo, N.Y.
Phillips, Jeff <i>WR, DB</i>	2000-01	Southfield, Mich.
Phipps, Roy <i>T</i>	1932	Durham, N.C.
Phipps, William <i>DE</i>	1966	Orlando, Fla.
Piasecky, Alex <i>E</i>	1939-40-41	Jeanette, Pa.
Pickens, Joe <i>QB</i>	1993-94	Brooklyn, Ohio
Pickens, Marshall <i>C</i>	1924-25	
Pieczynski, Eddie <i>OE</i>	1972	Pittston, Pa.
Pierce, Devin <i>FB</i>	1997-98-99-00	Boca Raton, Fla.
Pina, J.J. <i>RB</i>	1990	Marion, Mass.
Pitt, Howard <i>E</i>	1951-52-53	Hertford, N.C.
Platt, Andreas <i>S</i>	2005	Greensboro, N.C.
Politan, Joe <i>OT</i>	1971-72	Houston, Pa.
Pollock, Brandon <i>CB</i>	1993-94-95-96	Irmo, S.C.
Poole, Jake <i>G, T</i>	1941-42-45	Charlotte, N.C.
Poor, John <i>WR</i>	1983	Urbana, Ill.
Porreca, Nick <i>T, G</i>	1932-33-34	Gardner, Mass.
Port, Chris <i>OL</i>	1986-87-88-89	Wanaque, N.J.
Porter, Charles W. <i>C</i>	1923, 25	
Porter, Charles <i>LB, DE</i>	1998-99-00-01	Columbia, Md.
Post, Ed <i>HB</i>	1954-55	Stanhope, N.J.
Potts, Charles <i>E</i>	1960-61-62	Washington, N.C.
Powell, Calen <i>TE</i>	2001-02-03-04	Bellevue, Wash.
Powell, Maurice <i>DB</i>	1993	Hickory, N.C.
Power, Thomas <i>G, T</i>	1934-35-36	Rosemont, Pa.
Powers, Tom <i>TB, HB</i>	1949-50	Cumberland, Md.
Preston, Pat <i>T</i>	1943	Thomasville, N.C.
Price, Zac <i>OT</i>	1979-80-81	Roanoke, Va.
Pridemore, Matt <i>CB, WR</i>	2007, 09	Gainesville, Ga.
Prince, Steve <i>QB</i>	1989-90-91-92	Roscoe, Ill.
Pritchard, Greg <i>DT</i>	1977-78-79	Ivyland, Pa.
Prosak, Barry <i>C</i>	1972-73	Lorain, Ohio
Prothro, Thompson <i>QB</i>	1939-40-41	Memphis, Tenn.
Pruitt, Robert <i>TB</i>	1975	Berwick, Pa.
Pugh, David <i>PK</i>	1968-69-70	Lynchburg, Va.
Purdy, Geoff <i>DE</i>	1987	Bay Village, Ohio

R • R • R

Rader, Matt <i>QB</i>	1996	Yardley, Pa.
Radioff, Ryan <i>DE</i>	2006-07	Hilton Head Island, S.C.
Raether, Harold <i>E</i>	1944	Toledo, Ohio
Rainer, Mark <i>FB</i>	1943	Bellamy, Ala.
Ramsey, Barry <i>G, FB</i>	1961-62	Marion, N.C.
Rappold, Walter <i>QB</i>	1960-61-62	Beckley, W. Va.
Rasheed, Dawud <i>FB</i>	1995-96-97-98	Birmingham, Ala.
Rawley, Curt <i>DT</i>	1969-70	Wellesley, Mass.
Ray, Billy <i>QB</i>	1989-90	Atlanta, Ga.
Recinella, Bill <i>T, G</i>	1955-56-57	Steubenville, Ohio
Redding, Clyde <i>T</i>	1941	Portsmouth, Ohio
Redding, Dick <i>LB</i>	1974	Blacksburg, Va.
Redmon, Tijan <i>RB</i>	1991-92-93-94-95	West Palm Beach, Fla.
Reed, Rick <i>TE</i>	1982-83-84-85	Virginia Beach, Va.
Reese, John <i>T</i>	1946-47-48-49	Berwyn, Md.
Reider, Richard <i>HB, E</i>	1965, 66	La Porte, Ind.
Reilly, Jim <i>LB</i>	1975-76-77	Cincinnati, Ohio
Reitzel, B.P. <i>QB</i>	1924-25	
Reks, Eriks <i>DE</i>	2009	Wrentham, Mass.
Renfree, Sean <i>QB</i>	2009	Scottsdale, Ariz.
Renneker, Michael <i>T</i>	1965-66-67	Columbus, Ohio
Respress, Clifford <i>DT</i>	2005-06-07-08	Barnesville, Ga.
Rey, Vincent <i>LB</i>	2006-07-08-09	Far Rockaway, N.Y.
Reynolds, William <i>HB</i>	1960-61-62	Charleston, W. Va.
Rhett, Greg <i>RB</i>	1977-78-79	Charlotte, N.C.
Rhoads, Tom <i>DB</i>	1988-89-90-91	Hilton Head, S.C.
Ribar, Frank <i>T, G</i>	1937-38-39	Alliquippa, Pa.
Ricca, John <i>DE</i>	1971-72-73	Bethesda, Md.
Rice, Chad <i>LB, DE</i>	2001-02	Asheville, N.C.
Riley, Eron <i>WR</i>	2005-06-07-08	Savannah, Ga.
Ringfield, Jeremy <i>WR, DE</i>	2007-08-09	Lovejoy, Ga.
Riordan, Bob <i>OG</i>	1977-78-79	La Grange, Ill.
Rising, Chris <i>LB</i>	1987-88-89	La Canada, Calif.
Rising, Matt <i>S</i>	2006	Los Angeles, Calif.
Ritz, Jason <i>LB</i>	1993-94-95	Drums, Pa.
Robb, Spencer <i>C</i>	1939	Athens, Tenn.
Roberson, Paul <i>HB</i>	1929	Robersonville, N.C.
Roberts, Anthony <i>FS</i>	2000-01-02	Henrico, N.C.
Robinson, Roger <i>FB</i>	1938-39	Concord, Mass.

Robinson, Charles <i>LB</i>	2005-06-07-08	Sarasota, Fla.
Robinson, Tielor <i>FB</i>	2006, 08	Greenwich, Conn.
Rochelle, Dave <i>FB</i>	1929	
Rogers, Lee <i>FB</i>	1975-76	New York, N.Y.
Rogers, Thomas <i>E</i>	1931-32-33	Hinton, W. Va.
Rojas, Fred <i>OG</i>	1969-70	Miami, Fla.
Roland, Andy <i>TE</i>	2002-03-04-05	West Lawn, Pa.
Roland, Fred <i>OT</i>	2005-06-07-08	Hephzibah, Ga.
Romine, Spencer <i>QB</i>	1997-98-99-00	Cullman, Ala.
Rose, John	1921	
Rose, Danny <i>DE</i>	1968	Florence, S.C.
Rose, Martin <i>G</i>	1953-54-55	Lawrence, N.Y.
Rose, Russ <i>G</i>	1943	Dallas, Texas
Rosenberg, David <i>WR</i>	1997	Lake Forest, Ill.
Roser, Vince <i>LB</i>	1973-74	Thomasville, N.C.
Rosky, Marcus <i>E</i>	1928-29-30	Chicago, Ill.
Rosoff, Cary <i>LB</i>	1974-75-76	Hicksville, N.Y.
Ross, Akil <i>LB</i>	1999-00-01	Washington, D.C.
Rossell, Hank <i>DT</i>	1974-75-76	Collingswood, N.J.
Rossiter, Harry <i>E, HB</i>	1932-33	Abington, Pa.
Roush, Luke <i>SS</i>	1997-98-99	Richmond, Va.
Rowe, Joe <i>LB</i>	1978-79-80	Alexandria, Va.
Royall, Ted <i>C</i>	1958-59	Clinton, N.C.
Rucker, Kinney <i>DL</i>	2007-08-09	Durham, N.C.
Rucker, Qwe <i>FB</i>	1992	Athens, Ga.
Rudy, Oliver <i>HB</i>	1955-56	Petersburg, Va.
Ruff, Malcolm <i>FB, LB</i>	2002-03-04-05	Baltimore, Md.
Ruffa, Anthony <i>T</i>	1938-39-40	Washington, Pa.
Rumsey, Matt <i>C</i>	2004-05-06-07	Dunwoody, Ga.
Rushon, Eddie <i>HB</i>	1955-56-57	Roanoke, Va.
Russ, Taft <i>G</i>	1929	Laurinburg, N.C.
Russell, Scott <i>TE</i>	1981-84	Winston-Salem, N.C.
Rute, Robert <i>HB</i>	1941-42-43	Easton, Pa.
Rutherford, Don <i>OG</i>	1973	Bricktown, N.J.
Ruzic, Chris <i>DE</i>	1995-96-97	Colleyville, Texas
Rwabukamba, Chris <i>CB</i>	2007-08-09	Windsor, Ontario, Canada
Ryan, Frank <i>HB, TB</i>	1965-66-67	Garden City, Pa.
Ryan, Mike <i>OG</i>	1979	Hyannis, Mass.
Ryan, Steve <i>OL</i>	1984-85-86-87	Berwyn, Pa.
Rymiszewski, John <i>LB, FB</i>	1986-87-88	Alexandria, Va.

S • S • S

Sacrinity, Otis <i>HB</i>	1943	Reidsville, N.C.
Saleeby, Boeget <i>T</i>	1933	Salisbury, N.C.
Sallee, Brian <i>DT</i>	2005	Cobb, Calif.
Sally, Randy <i>DB</i>	1986-87-88-89	St. Louis, Mo.
Sally, Ron <i>QB</i>	1981, 84	St. Louis, Mo.
Sampson, Erwin <i>DB</i>	1988-89-90-91	Montclair, N.J.
Sandefur, Glenn <i>TE</i>	1973-74-75-76-77	Cincinnati, Ohio
Sanders, Eric <i>FB</i>	1984-85-86-87	Quincy, Fla.
Sandusky, Mike <i>OG</i>	1975-76-77	Annapolis, Md.
Santanna, Brad <i>SS, LB</i>	1999-00	Harrisburg, Pa.
Satysur, Dennis <i>OE, OB</i>	1969-70-71	Erie, Pa.
Sawyer, Ottis	1921	
Scales, Allen <i>DB</i>	1981-82-84-85	Brentwood, Mo.
Scanlan, Eric <i>NG</i>	1995-96-97-98	Los Angeles, Calif.
Schafer, Pete <i>TB</i>	1967	Ramsey, N.J.
Scharrer, Jim <i>LB, DE</i>	2001-02-03	Erie, Pa.
Scheidt, Eric <i>OG</i>	1992-93-94-95	Howell, N.J.
Schirmann, Rob <i>OG</i>	2005-06-07-08	Cincinnati, Ohio
Schmidt, Kevin <i>C</i>	1997-98-99	Delaware, Ohio
Schmit, Dave <i>C, DT</i>	1973-74	Auburn, Pa.
Schneck, Tyrel <i>OG</i>	1973-74-75	Woodbury, N.Y.
Schneider, Mike <i>QB</i>	2003-04-05	Sharon, Pa.
Schnellenberger, Stuart <i>TE</i>	1979-80	Opa-locka, Fla.
Schock, Carl <i>T, G</i>	1931-32-33	New Rochelle, N.Y.
Schoenhof, Andy <i>DE, NG</i>	1976-77-78	Cincinnati, Ohio
Schoettmer, Mark <i>L</i>	1980	Cincinnati, Ohio
Schoettmer, Steve <i>C</i>	1974-75	Cincinnati, Ohio
Schoonover, Dick <i>OT</i>	1978	Burlington, N.C.
Schreiber, Daniel <i>WR</i>	1984	Pittsburgh, Pa.
Schunke, P.J. <i>OG</i>	1990-91-92-93	Franklin Lakes, N.J.
Sciulli, Joe <i>DT</i>	1969	Lorain, Ohio
Scott, Darryl <i>WR</i>	2001-02-03	Voorhees, N.J.
Scott, Desmond <i>RB</i>	2009	Durham, N.C.
Scott, James <i>E</i>	1962-63-64	Bryn Mawr, Pa.
Scott, W.	1925	
Scoville, Warren <i>DT</i>	1991-92	Griffin, Ga.
Scudieri, Philip <i>G</i>	1956-57	Cicero, Ill.
Searl, Rich <i>DB, TB, QB</i>	1969-70-71	North Plainfield, N.J.
Self, Joe <i>FB, QB</i>	1950-51	Greensboro, N.C.
Sellers, Earle <i>HB</i>	1925	
Sensibaugh, Rodney <i>DB</i>	1973-74-75-76	Lockland, Ohio
Serravazza, William <i>OE, DE</i>	1965-66	Bronx, N.Y.

Settles, Tawambi <i>FS</i>	1994-95-96-97	Chattanooga, Tenn.
Shackford, James <i>HB</i>	1965	Oklahoma City, Okla.
Shaheen, Peter <i>FB</i>	2006	Rumson, N.J.
Shanahan, Kyle <i>WR</i>	1998	Englewood, Colo.
Shannon, Chris <i>LS</i>	2008	Andover, Mass.
Shannon, Don <i>LB</i>	1973	Petersburg, Va.
Shannon, Ryan <i>WR</i>	2000	Agoura Hills, Calif.
Sharkey, Ed <i>C, T</i>	1944-45	Arcadia, Fla.
Sharpe, Khary <i>WR</i>	2001-02-03	Voorhees, N.J.
Shasby, Mike <i>QB, DB</i>	1964-65-66	Youngstown, Ohio
Shaw, Aaron <i>TE</i>	1989-90-91	Orlando, Fla.
Sheehan, Dan <i>WR</i>	1995	Jupiter, Fla.
Shepherd, Gannon <i>OT</i>	1996-97-98-99	Norcross, Ga.
Sherill, Zander <i>T, G</i>	1949-50	Greensboro, N.C.
Sherrod, Brad <i>LB</i>	1990-91-92-93	Monroe, N.C.
Shinn, Robert <i>DE</i>	1968-69-70	Annapdale, Va.
Shipp, Fred	1923	
Shoemaker, Fred <i>WB</i>	1949	Lander, Wyo.
Short, Charles <i>E</i>	1930	
Shute, Raymond	1923	
Siegfried, Winston <i>FB</i>	1940-41	Richmond, Va.
Sime, Scott <i>FB</i>	1981-82-83-84	Key Biscayne, Fla.
Simons, Maron <i>G</i>	1924-25	
Simpson, Jimmy <i>C</i>	1920-21-22-23	
Simpson, William <i>E, G</i>	1963-64	Dublin, Va.
Singer, Phil <i>DB</i>	1968	Ft. Lauderdale, Fla.
Sink, Fred <i>T, G</i>	1942-44	Lexington, N.C.
Sink, Joe <i>E</i>	1930-31	Lexington, N.C.
Sitter, Jim <i>LB</i>	1995-96	Denver, Colo.
Skipworth, George <i>TB</i>	1947-49	Columbus, Ga.
Slade, Troy <i>WR</i>	1973-74-75	Burlington, N.C.
Slayden, Steve <i>QB</i>	1984-85-86-87	Atlanta, Ga.
Small, Glenn <i>TE</i>	1977-78	Charlotte, N.C.
Small, Jamyon <i>LB</i>	1999-00-01-02	Pontiac, Mich.
Smathers, Pat <i>OG</i>	1975	Canton, N.C.
Smith, Adam <i>QB</i>	2001-02-03	Orinda, Calif.
Smith, Bill <i>DL</i>	1980-81-82-83	Lawrenceville, Ga.
Smith, B.J. <i>FB</i>	2004-05	Lawrenceville, Ga.
Smith, Bob <i>QB</i>	1944-45	Merchantsville, N.J.
Smith, Bubba <i>LB</i>	1992-93-94	Fayetteville, N.C.
Smith, Charles <i>HB</i>	1950-51-52	Wilmington, N.C.
Smith, Fultz	1921-22-23	
Smith, Geoff <i>DL, OT</i>	1990-91, 93-94	Medford Lakes, N.J.
Smith, Gordon <i>T</i>	1945	Chattanooga, Tenn.
Smith, Harwood <i>FB, HB</i>	1935-36-37	Petersburg, Va.
Smith, Herman <i>E</i>	1942-43	Greensboro, N.C.
Smith, James <i>E, B</i>	1940-41-42	Hamilton, Ohio
Smith, James (Red) <i>HB</i>	1951-52-53	Winston-Salem, N.C.
Smith, Jared <i>LB</i>	1997	Roswell, Ga.
Smith, Lyman <i>DT</i>	1976-77	Glen Head, N.Y.
Smith, Nathan <i>E</i>	1946	Greensboro, N.C.
Smith, Terrell <i>S</i>	2000-01-02-03	Wingate, N.C.
Smith, Tracy <i>FB</i>	1984-85-86	Dallastown, Pa.
Smith, Walter <i>G</i>	1952-53	Raleigh, N.C.
Smith, William <i>G</i>	1945	Augusta, Ga.
Smith, Wyatt <i>CB</i>	1988-89-90-91	Greensboro, N.C.
Smith, Zach <i>LB</i>	2004-05	Suwanee, Ga.
Smithwick, Austin <i>OT</i>	1996-97-98-99	Washington, N.C.
Snowberger, Donald <i>C</i>	1954	New Brighton, Pa.
Snow, David <i>RB</i>	1980-81	Wilmington, Del.
Snyder, Bruce <i>OG</i>	1972-73-74	Catasauqua, Pa.
Snyderwine, Will <i>K</i>	2009	Potomac, Md.
Sommers, Richard <i>QB, HB</i>	1950-51-52	Kingsport, Tenn.
Sommers, Richard N. <i>DB</i>	1975-76-77-78	Lexington, N.C.
Sorrell, Sonny <i>E</i>	1953-54-55	High Point, N.C.
Souchak, Michael <i>E</i>	1949-50	Berwick, Pa.
Spada, Robert <i>E</i>	1958-59-60	Vineland, N.J.
Spangler, Robert <i>BB, QB</i>	1936-37-38	Newport News, Va.
Speacht, Gene <i>G</i>	1942	Altoona, Pa.
Spears, Hal <i>QB</i>	1973-74-75	Ironton, Ohio
Spears, Lee <i>FB</i>	1944	Lexington, N.C.
Spells, Darrell <i>LB</i>	1989-90-91-92	Richwood, Texas
Spoganzel, John <i>QB</i>	1972	Carteret, N.J.
Sprague, Chris <i>P</i>	2004-05	Irvine, Calif.
Spurrier, Steve <i>WR</i>	1992-93	Gainesville, Fla.
Stallings, Riley <i>E</i>	1954	Durham, N.C.
Stallmeyer, Mike <i>DT</i>	1992-93-94-95	Cincinnati, Ohio
Stallmeyer, Ryan <i>LB</i>	1996-97-98-99	Cincinnati, Ohio
Stanford, Kenneth <i>CB</i>	2001-02-03-04	Detroit, Mich.
Stanley, Buddy <i>G</i>	1955-56	Asheboro, N.C.
Staudinger, Ken <i>OT</i>	1977-78	Elmwood Park, N.J.
Stavins, Charles <i>T</i>	1964-65	Niagara Falls, N.Y.
Stefanow, Nick <i>TE</i>	2004-05-06-07	Wheeling, W. Va.
Steinbaugh, Mike <i>NG</i>	1996-97-98-99	Pittsburgh, Pa.

Stephanz, Paul <i>BB, FB</i>	1944, 47-48-49	Jacksonville, Fla.
Stephens, Hal <i>HB</i>	1937	Morrisstown, Tenn.
Stephenson, Craig <i>LB</i>	1973-74	Wilmington, Del.
Stevenson, Harold <i>E</i>	1940	Elizabethton, Tenn.
Stewart, Aaron <i>DB</i>	1980-81-82	Greensboro, N.C.
Stewart, Rodney <i>E</i>	1963-64-65	Burlington, N.C.
Stillman, Winslow <i>LB</i>	1972	Virginia Beach, Va.
Stoltz, Jerry <i>QB</i>	1962-63	Winston-Salem, N.C.
Stoneback, Keith <i>LB</i>	1972-73-74	Lansdale, Pa.
Stopper, Mike <i>RB</i>	1979	Reading, Pa.
Storer, Moffat <i>HB</i>	1940-41-42	Wheeling, W. Va.
Stough, Glen <i>T</i>	1942	Irwin, Pa.
Strauss, Theodore <i>FB</i>	1946	Tallahassee, Fla.
Strojny, Drew <i>OT</i>	2000-01-02-03	Wrentham, Mass.
Stroud, Greg <i>DB</i>	1978-79	Mesa, Ariz.
Stubbs, Kris <i>CB</i>	2007-08	Boynton Beach, Fla.
Stubbs, Pete <i>LB</i>	1982-83-84-85	Capitol Heights, Md.
Suglia, Mike <i>OG</i>	1976	Little Falls, N.J.
Surgan, Joe <i>K</i>	2005-06-07-08	Weston, Fla.
Sutton, Bert <i>FB</i>	1945	Brownsville, Pa.
Swalchick, George <i>QB</i>	1945, 47-48	Glover, Pa.
Swiger, Frank <i>HB</i>	1940	Martins Ferry, Ohio
Swofford, James <i>T</i>	1957-58-59	North Wilkesboro, N.C.
Swomley, Michael <i>E</i>	1965	Baltimore, Md.

T • T • T

Tabron, Dennis <i>DB</i>	1978-79-80-81	Bunn, N.C.
Talley, John <i>CB</i>	2003-04-05-06	Duncan, S.C.
Talliaferro, Richard <i>E</i>	1935-36	Columbia, S.C.
Talton, Wade <i>T</i>	1941	Smithfield, N.C.
Tapps, Brandon <i>LB</i>	2004-05-06	Garland, Texas
Tarrall, Elmer <i>E, B</i>	1933-34	Norfolk, Va.
Tate, Cedric <i>WR</i>	1995	Avon Park, Fla.
Tauillii, Michael <i>LB</i>	2005-06-07-08	Houston, Texas
Taylor, Fred <i>G</i>	1929-30	New York City, N.Y.
Taylor, W. G.	1921-22-23	
Teander, Terron <i>DB</i>	1980-81-82	Cary, N.C.
Telge, Mark <i>HB, DB</i>	1965-66-68	Manchester, N.H.
Tepe, Louis <i>C</i>	1951-52	Englewood, N.J.
Terry, Dewayne <i>DB</i>	1984-85-86-87	Jacksonville, Fla.
Thielemann, David <i>LB</i>	1978-79	Pittsburgh, Pa.
Thomas, Corey <i>WR</i>	1994-95-96-97	Wilson, N.C.
Thomas, Desi <i>CB</i>	1995-96-97	Lake Worth, Fla.
Thomas, Sean <i>DB</i>	1990-91-92-93	Westerville, Ohio
Thomas, Tommy <i>RB</i>	1977-78-79-80	Winston-Salem, N.C.
Thomas, William <i>C</i>	1964	Fairfax, Va.
Thompson, Corey <i>WR</i>	2004	Atlanta, Ga.
Thompson, John <i>E</i>	1955-56-57	Dunn, N.C.
Thompson, Kevin <i>QB</i>	1996-97-98-99	Thomasville, Ga.
Thompson, Mark <i>S</i>	2002-03	Moorestown, N.J.
Thompson, Orrin <i>DT</i>	2001-02-03	Charlotte, N.C.
Thompson, Paul <i>T</i>	1941	Reidsville, N.C.
Thompson, William <i>TB</i>	1970-71-72	Jacksonville, Fla.
Thorne, Robert <i>G</i>	1927-28-29	Littleton, N.C.
Thorne, Sam	1930	
Thornton, Damian <i>LB</i>	2007-08-09	Lenoir, N.C.
Thornton, Paul <i>LB</i>	2008	Katy, Texas
Till, Harrison <i>LS</i>	2004	Wayne, N.J.
Tillery, Glenn <i>WR</i>	1980	Fayetteville, N.C.
Tilley, Emmett <i>LB</i>	1979-80-81-82	Durham, N.C.
Tinnell, John <i>FB</i>	1959-60-61	Highland Springs, Va.
Tipton, Eric <i>FB, HB</i>	1936-37-38	Petersburg, Va.
Tipton, Greg <i>LB</i>	2008	Goldsboro, N.C.
Todd, Stuart <i>OG</i>	1970-71-72	Chatham, Va.
Tolish, John <i>WR, P</i>	1981-82-83-84	Brentwood, Mo.
Tomanek, James <i>DT</i>	1970, 71	Charlotte, N.C.
Topping, Tom <i>T</i>	1955-56-57	Roanoke Rapids, N.C.
Torrance, Ralph <i>G</i>	1952-53-54	Macon, Ga.
Torrey, Tom <i>OG</i>	1971	Republic, Pa.
Transou, Tripp <i>WR</i>	1981	Greensboro, N.C.
Trapani, Bert <i>E</i>	1943	Savannah, Ga.
Travelstead, Malcolm <i>T</i>	1965-66-67	Baltimore, Md.
Treston, Chris <i>LB</i>	1989-90-91	West Chester, Pa.
Trezvant, Josh <i>WR</i>	2009	Morrilton, Ark.
Trice, David <i>QB, DB</i>	1968-69	Charlottesville, Va.
Trice, Raymond <i>TE</i>	1981-82-83	Atlanta, Ga.
Troxell, Harry <i>G</i>	1941-42	Northumberland, Pa.
Troy, Ballard <i>E</i>	1923, 25	
Tulacro, Brett <i>OT</i>	1986-87-88-89	Darien, Conn.
Turner, J. Denis <i>DT</i>	1973-74	Philadelphia, Pa.
Turner, Terry <i>LB</i>	1983	North Miami, Fla.
Tuttle, Lee <i>FB</i>	1925	
Tuttle, Robert	1926	
Tyson, Jimmy <i>LB</i>	1979-80-81	Wingate, N.C.

U • U • U

Uible, David <i>QB</i>	1962-63	Shaker Heights, Ohio
Umbel, Dan <i>C</i>	1996-97-98-99	Miami, Fla.
Unser, Albert <i>DB, OG</i>	1968	Chesapeake, Va.
Unser, Dave <i>E</i>	1959-60-61	Norfolk, Va.
Upshaw, Larry <i>WR</i>	1973-74-75	Coffeyville, Kan.
Urso, Mike <i>DB</i>	1988-89-90	West Orange, N.J.
Ussery, Thomas <i>DE</i>	1970,72	Ridgeway, Va.

V • V • V

Vann, Art, III <i>DB, HB</i>	1965-66-67	Durham, N.C.
VanNorman, John <i>DT</i>	1970	Durham, N.C.
Varner, Donovan <i>WR</i>	2008-09	Miami, Fla.
Verille, Michael <i>TB</i>	1997-98	Orlando, Fla.
Vernon, Conner <i>WR</i>	2009	Miami, Fla.
Verona, Mike <i>RB</i>	1989-90	Murrysville, Pa.
Viau, Louis <i>FB</i>	1948-49	New Orleans, La.
Virgin, Edward <i>T</i>	1965	Ft. Lauderdale, Fla.
Volk, Eric <i>DB</i>	1986-87-88-89	Glen Arm, Md.
Vowels, Robert <i>LB</i>	1979	Atlanta, Ga.

W • W • W

Wade, Alex <i>FB</i>	2000-01-02-03	Newtown, Pa.
Waffle, David <i>DT</i>	1990-91-92-93	Fredericksburg, Va.
Walker, Chuck <i>T</i>	1961-62-63	Allison Park, Pa.
Wall, Fletcher <i>C</i>	1943,46-47	Lexington, N.C.
Wallace, Damon <i>OL</i>	1993-94	Hampton, Va.
Walston, Drew <i>QB</i>	1982-83-84-85	College Park, Ga.
Walter, Brian <i>DT</i>	1982-83-84-85	Deerfield, Ill.
Ward, Harry E. <i>LB</i>	1982-83-84-85	Norwood, Mass.
Ward, Thurman (Jule) <i>HB</i>	1933-34-35	Galax, Va.
Warren, L. (Nick) <i>E</i>	1927-28-29	Durham, N.C.
Warrick, Demetrius <i>DT, OT</i>	2002-03-04-05	Wilmington, Del.
Wartman, William <i>HB</i>	1940-41	Charlotte, N.C.
Watson, Benjamin <i>TE</i>	1999	Rockhill, S.C.
Weatherby, Carlton <i>T</i>	1926-27	Faison, N.C.
Weaver, Charles <i>QB</i>	1925-26-27	Winston-Salem, N.C.
Weaver, Joe <i>OG</i>	1977-78	Eltrick, Va.
Weidman, Robert, Jr. <i>FB</i>	1962	Richmond, Va.
Wells, Sidney <i>CB</i>	1992-93-94-95	Jacksonville, Fla.
Welsh, Dan <i>LB</i>	1980-81	Andover, Mass.
Wentz, Earle <i>E</i>	1932-33-34	Schoolfield, Va.
Wenzel, Bob <i>LB, DE</i>	1969-70	Toledo, Ohio
Werner, Albert <i>G</i>	1930-31-32	Durham, N.C.
West, Ed <i>E</i>	1933-34-35	Weaverville, N.C.
Westfall, Lake <i>DE</i>	1979	Fredericksburg, Va.
Whitaker, Nathan <i>P</i>	1990	Gainesville, Fla.
White, Cliff <i>WR</i>	1988	Elizabeth, N.J.
White, DeAndre <i>LB</i>	2002-03-04-05	Suffolk, Va.
White, John <i>WR</i>	1983-84	Irving, Texas
White, T.C. <i>TB</i>	1993	Elizabeth City, N.C.
White, Wes <i>OT</i>	1997-98-99-00	Gilbert, W. Va.
Whitener, Paul <i>FB</i>	1934	Hickory, N.C.
Whitley, Elbert <i>E</i>	1952	Albemarle, N.C.
Whyte, Les <i>T</i>	1944	Princeton, N.J.
Widener, Paul <i>E</i>	1960-61-62	Westminster, Md.
Wiesley, Bruce <i>E, DE</i>	1964-65-66	Darien, Conn.
Wigal, Mark <i>WR</i>	2002-03-04	Morgantown, W. Va.
Wiggins, Chris <i>DL</i>	1994	La Grange, N.C.
Wild, Glenn <i>TB, QB</i>	1949-50-51	Pittsburgh, Pa.
Wiley, Steve <i>TE</i>	1978	Medford Lakes, N.J.
Wilkerson, Nick <i>NG</i>	2000	Franklin, Ga.
Wilkinson, Jay <i>HB, QB</i>	1961-62-63	Norman, Okla.
Wilkinson, Scott <i>NG</i>	1982-83-84	Leavenworth, Kan.
Wilks, Letavious <i>TB</i>	1996-97-98-99	Crestview, Fla.
Williams, Alex <i>LB</i>	2003-04-05-06	Dublin, Ga.
Williams, Alfred <i>LB</i>	2005-06-07	College Park, Ga.
Williams, Benjamin <i>FB</i>	1947	Oxford, N.C.
Williams, Fonda <i>DB</i>	1985-86-87-89	Canton, Ohio
Williams, G.H. <i>T</i>	1943	West Memphis, Ark.
Williams, Glenn <i>CB</i>	2005-06-07-08	Baltimore, Md.
Williams, Johnny <i>WR</i>	2008-09	St. Stephens, Ala.
Williams, Kenneth <i>C</i>	1960-61-62	Lexington, N.C.
Williams, Matt <i>OT</i>	1991-92-93-94	Birmingham, Ala.
Williamson, Chuck <i>RB</i>	1973-74-75-76	Willingboro, N.J.
Wilson, Gary <i>HB, FB</i>	1960-61	Alliance, Ohio
Wilson, J. Page <i>FB</i>	1965-66	Durham, N.C.
Wilson, Jack <i>HB</i>	1959-60-61	Raleigh, N.C.
Wilson, James <i>T</i>	1967	Gainesville, Fla.
Wilson, Kevin <i>DT</i>	2003-04	Riverdale, Ga.
Wilson, Marc <i>WR</i>	1994-95-96	Barrington, Ill.
Wilson, Rusty <i>OG</i>	2000-01-02-03	Britton, Mich.
Winslow, W. Ronald <i>C</i>	1963	Asheboro, N.C.

Winstead, Harold <i>DB</i>	1980-81-82-84	Portsmouth, Va.
Winters, Gil <i>DE</i>	1991-92-93	Willingboro, N.J.
Winters, Gus	1923	
Winterson, Alex <i>T</i>	1938-39-40	Hempstead, N.Y.
Withrow, William <i>HB</i>	1959	Charleston, W. Va.
Wispelwey, Chris <i>QB</i>	2001-02-03	Pompton Plains, N.J.
Witzel, Fred <i>QB</i>	1943	Maplewood, N.J.
Wolcott, Scott <i>PK</i>	1977	Greenville, N.C.
Wolfe, Garland <i>G</i>	1943-44	Greensboro, N.C.
Wolfe, Jim <i>FB</i>	1942-43	Greensboro, N.C.
Wood, Ryan <i>WR</i>	2005-06-07-08	Buford, Ga.
Wood, Tony <i>OT</i>	1974-75	Brockton, Mass.
Woods, Howard <i>DB</i>	1983-84-85	Detroit, Mich.
Woodall, Al <i>QB</i>	1966-67	Erwin, N.C.
Woodard, C.J. <i>S</i>	2002-03-04-05	Henderson, N.C.
Worley, Jay <i>OL</i>	1986-87-88	Smyrna, Ga.
Worthington, Jim <i>LB</i>	1985-86-87-88	Pierson, Fla.
Wright, David <i>PK</i>	1970-71	St. Louis, Mo.
Wright, Dean <i>HB</i>	1959-60-61	Coral Gables, Fla.
Wright, Jomar <i>WR</i>	2004-05-06-07	Duncan, S.C.
Wright, Leon <i>CB</i>	2006-07-08-09	St. Petersburg, Fla.
Wright, Ray <i>RB, WR</i>	1991-92-93-94	Hurst, Texas
Wuchina, Joseph <i>G, T</i>	1959-60	Midland, Pa.
Wyatt, Robert <i>HB</i>	1961-62	Durham, N.C.
Wyrick, Harvey	1926	

Y • Y • Y

Yates, Earl <i>G, T</i>	1963-64-65	Hamlet, N.C.
Yellott, Dan <i>NG</i>	1978-79-80-81	Smithsburg, Md.
Yorke, Fred <i>G, T</i>	1936-37-38	War, W. Va.
Youmans, Corren P. <i>E</i>	1949-50	Miami, Fla.
Youmans, Murray <i>DL</i>	1982-83,85-86	Whitsett, N.C.
Youmans, Scott <i>DL</i>	1989-90-91,93	Gibsonville, N.C.
Young, Chancellor <i>WR</i>	2004	Woodinville, Wash.
Young, James <i>T</i>	1947-48-49-50	Massillon, Ohio

Z • Z • Z

Ziegler, Bill <i>TE</i>	1977	Pompton Plains, N.J.
Zielinski, Matt <i>LB, NG</i>	2000-01-02-03	East Amherst, N.Y.
Zirkle, Fred <i>E, DT</i>	1965,67-68	Blacksburg, Va.
Zuanich, John <i>LB</i>	1992-93-94-95	La Jolla, Calif.
Zuker, Fred <i>DT</i>	1966	Chattanooga, Tenn.
Zuberer, Bud <i>TE</i>	1987-88-89	Wayne, N.J.
Zwirko, Bob <i>DB, TB</i>	1969-70-71	Holyoke, Mass.

ALL-TIME CAPTAINS

1888	W.A. Johnston	1968	J.B. Edwards	1996	Gerald Ford
1889	S.J. Durham	1969	Jim Dearth		Billy Granville
1890	Robert L. Durham	1970	Dick Biddle		John Krueger
1891	Tom Daniels		Leo Hart	1997	Chike Egbuniwe
1892	W.W. Flowers	1971	Lanny Murdock		Jeff Hodrick
1893	Alphonso Avery, Jr.		Dennis Satyshur	1998	Lennie Friedman
1894	Plato Durham		Rich Searl		Dawud Rasheed
1920	Braxton Jones	1972	Dale Grimes		Eric Scanlan
1921	Richard Leach		Bill Hanenberg	1999	Chris Combs
1922	Tom Neal		Steve Jones		Eric Jones
1923	Jimmy Simpson	1973	Mark Johnson		Scottie Montgomery
1924	Game		John Ricca		Austin Smithwick
1925	Fred Grigg		Keith Stoneback	2000	Troy Andrew
1926	James Thompson	1974	Mike Bomgardner		Troy Austin
1927	C.C. Bennett		Keith Stoneback		Todd DeLamielleure
1928	Roy Hunter	1975	Ernie Clark		Spencer Romine
1929	Henry Kistler		Dave Meier	2001	Ben Erdeljac
1930	Lee Davis		Hal Spears		Ronnie Hamilton
1931	Kidd Brewer	1976	Tony Benjamin		Mike Hart
1932	Lowell Mason		Billy Bryan		Nate Krill
1933	Carl Schock		Bob Grupp	2002	Ryan Fowler
1934	Jack Dunlap	1977	Frank DeStefano		Jamyon Small
1935	James Johnston		Jeff Green		Drew Strojny
1936	Ace Parker	1978	Mike Dunn	2003	Ryan Fowler
1937	Woodrow Lipscomb		Carl McGee		Terrell Smith
1938	Dan Hill		Dan Brooks		Drew Strojny
	Eric Tipton	1979	Craig Hoskins		Alex Wade
1939	Allen Johnson		Bob Riordan	2004	Giuseppe Aguanno
1940	Alex Winterson	1980	Ed Brown		Phillip Alexander
1941	Bob Barnett		Dennis Tabron		Chris Dapolito
1942	Jim Smith	1981	Greg Bamberger		Kenneth Stanford
1943	Game		Cedric Jones	2005	Phillip Alexander
1944	Gordon Carver		Dennis Tabron		Brendan Dewan
1945	Ernie Knotts		Dan Yellott		Ronnie Elliott
	Kelley Mote	1982	Robert Oxendine	2006	Casey Camero
1946	Bill Milner		Emmett Tilley		Eli Nichols
1947	Ben Cittadino	1983	Phil Ebinger		John Talley
1948	Al DeRogatis	1984	Johnny Hill	2007	Patrick Bailey
1949	Louis Allen		Scott Russell (co)		Chris Davis
1950	Billy Cox		Ron Sally (co)		Matt Rumsey
1951	James Gibson	1985	Pete Stubbs		Jomar Wright
1952	Louis Tepe	1986	Paul Constantino	2008	Greg Akinbiyi
1953	Howard Pitt		Mike Junkin		Re'quan Boyette
1954	Jerry Barger	1987	Jason Cooper		Cameron Goldberg
1955	Jesse Birchfield		Dave Demore		Vincent Rey
1956	Buddy Bass		Dewayne Terry		Eron Riley
1957	Hal McElhaney	1988	Wayne Charles		Tielor Robinson
	Tom Topping (alternate)		Anthony Dilweg		Michael Tauiliili
1958	Pryor Millner		Jeff Patten		Glenn Williams
	George Dutrow (alternate)	1989	John Howell	2009	Re'quan Boyette (alternate)
1959	Mike McGee		Carey Metts		Thaddeus Lewis
	Don Denne (alternate)	1990	Randy Jones		Vince Oghobaase (alternate)
1960	Art Browning		Chip Nitowski		Ayanga Okpokowuruk (alternate)
	Butch Allie (alternate)		Erwin Sampson		Vincent Rey
1961	Jack Wilson		Mike Urso		Leon Wright (alternate)
	Dave Unser (alternate)	1991	Pete Petroff		
1962	Johnny Markas		Erwin Sampson		
	Walt Rappold (co)	1992	Randy Cuthbert		
	Bobby Wyatt (honorary)		Darrell Spells		
1963	Chuck Walker	1993	Steve Alderfer		
	Jay Wilkinson (alternate)		Robert Baldwin		
1964	Dan Lonon		Brad Sherrod		
	J.V. McCarthy (alternate)		Scott Youmans		
1965	John Gutekunst	1994	Zaid Abdul-Aleem		
	Chuck Drulis (alternate)		Robert Baldwin		
	John McNabb (alternate)		Matt Williams		
1966	Bob Matheson	1995	Spence Fischer		
	Mike Shasby		Jon Merrill		
1967	Bob Foyle				
	Mike Murphy				

HONORS & AWARDS

First Team All-America

1933*	Fred Crawford, T
1936*	Ace Parker, HB
1938	Dan Hill, C
1938	Eric Tipton, FB
1939	George McAfee, HB
1941	Steve Lach, HB
1942, 43	Bob Gantt, E
1943	Bill Milner, G
1943	Pat Preston, T
1948	Al DeRogatis, T
1950	Billy Cox, HB
1950	Blaine Earon, E
1951	Red Smith, HB
1952, 53	Ed Meadows, T
1955	Bob Pascal, HB
1957	Roy Hord, T
1957	Tom Topping, T
1959	Mike McGee, G
1960	Tee Moorman, E
1962	Jean Berry, G
1963	Jay Wilkinson, HB
1966	Bob Matheson, LB
1971*	Ernie Jackson, DB
1976	Billy Bryan, C
1988, 89*	Clarkston Hines, WR
1989	Chris Port, OT

*Consensus

Second Team All-America

1932	Fred Crawford, T
1934	Earle Wentz, E
1935	Ace Parker, HB
1937	Joe Brunansky, T
1937	Elmore Hackney, QB
1939	Frank Ribar, T
1940	Tony Ruffa, T
1941	Mike Karmazin, T
1945	George Clark, HB
1945	Ernie Knotts, G
1946	Bill Milner, G
1962	Art Gregory, T
1971	Ed Newman, OG
1981	Cedric Jones, WR
1982	Chris Castor, WR
1982	Robert Oxendine, OT
1986	Mike Junkin, LB
1994	Matt Williams, OT
2000	Brian Morton, P
2008	Michael Tauililili, LB

Third Team All-America

1934	Jack Dunlap, G
1936	Joe Brunansky, T
1941	Bob Barnett, C
1944	Tom Davis, HB
1949	Louis Allen, T
1953	Bob Burrows, G
1960	Dwight Bumgarner, E
1961	Art Gregory, T
1964	Mike Curtis, FB
1970	Dick Biddle, LB
1972	Steve Jones, RB
1974	Keith Stoneback, LB
1983	Ben Bennett, QB
1983	Philip Ebinger, C
1994	Robert Baldwin, RB
1994	Ray Farmer, FS
2009	Vince Oghobaase, DT

Academic All-America

1959	Butch Allie
	Ed Lyon
1960	Butch Allie
1965	Bill Jones
1966	Roger Hayes
1967	Bob Laskey
1970	Curt Rawley
1986	Mike Diminick
1987	Mike Diminick
1988	Mike Diminick
1989	Doug Kley
1993	Travis Pearson
2002	Shawn Johnson
2005	Eli Nichols
2006	Eli Nichols

Freshman All-America

1973	Tony Benjamin, RB (1st)
1975	Carl McGee, LB (1st)
1975	Mike Dunn, QB (2nd)
2000	Ryan Fowler, LB (3rd)
2001	Jim Scharer, LB (4th)
2003	Ben Patrick, TE (3rd)
2004	Chris Davis, KR (3rd)
2005	Michael Tauililili, LB (1st)
2005	Zack Asack, QB (HM)
2006	Vince Oghobaase, DT (HM)
2006	Thaddeus Lewis, QB (HM)
2007	Kevin Jones, P (HM)
2008	Kyle Hill, OT (2nd)
2009	Conner Vernon, WR (1st)

Outland Trophy

Honoring the outstanding interior lineman in the nation, the Outland Trophy was first presented in 1946 by the Football Writers Association of America. The award is named for its benefactor, Dr. John H. Outland.

1959	Mike McGee
------	------------

National Coach of the Year

1994	Fred Goldsmith
------	----------------

Silver Anniversary

All-America Team

1935	E.B. Dunlap
1941	Bob Barnett
1961	Tee Moorman
1964	Jay Wilkinson

ACC Player of the Year

1954	Jerry Barger
1959	Mike McGee
1963	Jay Wilkinson
1971	Ernie Jackson
1972	Steve Jones
1982	Chris Castor
1983	Ben Bennett
1988	Anthony Dilweg
1989	Clarkston Hines
1994	Robert Baldwin

ACC Rookie of the Year

1980	Ben Bennett
------	-------------

ACC Coach of the Year

1954	Bill Murray
1960	Bill Murray
1962	Bill Murray
1988	Steve Spurrier
1989	Steve Spurrier
1994	Fred Goldsmith

Silver Anniversary

All-ACC Team

C	Billy Bryan
DB	Ernie Jackson
LB	Bob Matheson
DL	Mike McGee
DL	Ed Meadows
E	Tee Moorman

50th Anniversary

All-ACC Team

WR	Clarkston Hines
LB	Bob Matheson
DL	Mike McGee

Jacobs Blocking Trophy

Presented annually to the player voted the outstanding blocker in the conference by the football coaches.

1941	Tommy Prothro
1944	Tom Davis
1951	Jack Kistler
1952	Lou Tepe
1956	Harold McElhaney
1957	Harold McElhaney
1960	Dwight Bumgarner
1961	Art Gregory
1962	Art Gregory
1963	Chuck Walker
1965	John McNabb
1975	Billy Bryan
1976	Billy Bryan
1989	Chris Port

Jim Tatum Award

Presented annually to the top senior football-playing student-athlete in the ACC.

1979	Scott Hamilton
1989	Doug Kley
2003	Chris Douglas
2005	Brendan Dewan

Brian Piccolo Award

Presented annually to the most courageous player in the ACC, in memory of the late Brian Piccolo.

1972	Mark Johnson
1976	Jeff Green
1982	Aaron Stewart
1990	Marc Mays
1992	Randy Cuthbert
1993	Scott Youmans

ACC Legends

Honored annually at the ACC Football Championship game.

2005	Leo Hart
2006	Art Gregory
2007	Clarkston Hines
2008	Tee Moorman
2009	Bob Pascal

All-Southern Conference

1933	Fred Crawford
	Tom Rogers
	Horace Hendrickson
	Robert Cox
1934	Earle Wentz
	Gus Durner
	Jack Dunlap
	Ace Parker
	B.O. Cornelius
1935	Ace Parker
	Gus Durner
	Jim Johnston
1936	Joe Brunansky
	Joe Cardwell
	Dan Hill, Jr.
	Elmore Hackney
	Ace Parker
1937	Joe Brunansky
	Herbert Hudgins
	Woodrow Lipscomb
	Elmore Hackney
1938	Willard Perdue
	Fred Yorke
	Dan Hill, Jr.
	Eric Tipton
	Robert O'Mara
	George McAfee
	Frank Ribar
	Allen Johnson
1940	Tony Ruffa
	Alex Winterson
	Robert Barnett
	Steve Lach
	Jasper Davis
1941	Robert Gantt
	Mike Karmazin
	Robert Barnett
	Steve Lach
1942	Bob Gantt
	Tom Burns
	Tom Davis
1943	Bill Milner
	Pat Preston
	Tom Davis
	Buddy Luper
1943	Benny Cittadino
	Bill Myers
1944	Tom Davis
1945	Ernest Knotts
	George Clark
	Kelley Mote
	Ed Sharkey
1946	Bill Milner
	Kelley Mote
	Al DeRogatis
1947	Fred Folger, Jr.
	Louis Allen
1948	Louis Allen
1949	Louis Allen
	Billy Cox
1950	Billy Cox
	Blaine Earon
1951	Jim Gibson
	Tank Lawrence
	Bob Bickel

1952	Ed Meadows
	Worth Lutz
	Bobby Burrows
	Howard Pitt
	Truett Grant
	Louis Tepe
	John Carey
	Dick Sommers
	Carl Bonin

All-ACC First Team

1953	Howard Pitt
	Ed Meadows
	Bob Burrows
	Red Smith
1954	Ralph Torrance
	Jerry Barger
	Bob Pascal
	Fred Campbell
1955	Sonny Sorrell
	Jesse Birchfield
	Bob Pascal
1956	Buddy Bass
	Sidney Deloatch
	Sonny Jurgensen
1957	Tom Topping
	Roy Hord
	Wray Carlton
1958	Mike McGee
	Wray Carlton
1959	Mike McGee
	Joel Arrington
1960	Tee Moorman
	Dwight Bumgarner
	Art Browning
	Mark Leggett
1961	Art Gregory
	Jean Berry
1962	Art Gregory
	Jean Berry
	Mike Curtis
1963	Stan Crisson
	Chuck Walker
	Jay Wilkinson
1964	Dan Lonon
	Mike Curtis
	Fred Cromartie
1965	Chuck Drulis
	Bill Jones
	Chuck Stavins
	John McNabb
	Jay Calabrese
	Bob Matheson
1966	Dave Dunaway
	Bob Matheson
	Bob Foyle
1967	Andy Beath
	Mike Murphy
	Bob Foyle
1968	Dick Biddle
	Leo Hart
	Henley Carter
1969	Leo Hart
	Rich Searl
1970	Leo Hart
	Dick Biddle
	Rich Searl
	Bruce Mills
	Wes Chesson

1971	Ernie Jackson Ed Newman Rich Searl Bill Hanenberg
1972	Steve Jones Ed Newman Bill Hanenberg Melvin Parker Dale Grimes
1973	Keith Stoneback John Ricca Ernie Clark
1974	Keith Stoneback Denis Turner Jeff Christopher Troy Slade
1975	Billy Bryan Gary Pellom Dave Dusek Dave Meier Bob Grupp Troy Slade
1976	Billy Bryan Tom Hall Vince Fusco Carl McGee Bob Grupp
1977	John Patterson
1980	John Brinkman Dennis Tabron
1981	Cedric Jones Charles Bowser Dennis Tabron
1982	Chris Castor Ben Bennett Philip Ebinger Robert Oxendine Emmett Tilley
1983	Mark Militello Mike Grayson Philip Ebinger Ben Bennett Scott Russell
1985	Mike Junkin
1986	Mike Junkin
1987	Clarkston Hines
1988	Clarkston Hines Chris Port Anthony Dilweg Dave Colonna
1989	Clarkston Hines Chris Port Carey Metts Randy Cuthbert
1994	Robert Baldwin Ray Farmer Matt Williams John Zuanich
1995	Ray Farmer
1997	Sims Lenhardt
1998	Chris Combs
1999	Chris Combs
2000	Brian Morton
2001	Mike Hart
2002	Shawn Johnson
2003	Chris Douglas Matt Zielinski
2005	John Talley
2006	John Talley
2008	Michael Tauiliili
2009	Donovan Varner

All-ACC Second Team

1988	Ted McNairy Roger Boone John Howell
1989	Dave Colonna Erwin Sampson
1990	Marc Mays Randy Cuthbert
1991	Pete Petroff
1992	Randy Cuthbert Tim Davis
1993	Brad Sherrod
1994	Jeroen Egge Bill Khayat Billy Granville
1995	Jeff Hodrick Bill Khayat
1996	John Krueger
1997	Chris Melita Chris Combs Scottie Montgomery
1998	Sims Lenhardt
1999	Sims Lenhardt Brian Morton
2000	Mike Hart
2002	Alex Wade
2003	Ryan Fowler Terrell Smith
2004	John Talley
2007	Eron Riley
2008	Thaddeus Lewis Eron Riley
2009	Thaddeus Lewis Vincent Rey Will Snyderwine

Freshman All-ACC

2001	Micah Harris Trey McDonald Jim Scharrer Kenneth Stanford
2002	Ronnie Elliott Brian Greene
2003	Ben Patrick John Talley
2004	Chris Davis
2005	Cameron Goldberg Michael Tauiliili Jarrod Holt
2006	Vince Oghobaase
2007	Nick Maggio Bryan Morgan Wesley Oglesby
2009	Brian Moore Desmond Scott Conner Vernon

Academic All-ACC

To be eligible for the Academic All-ACC Team, a player must have earned a 3.00 grade point average for the fall semester or have maintained a 3.00 cumulative average during his academic career.

1954	Fred Beasley
1956	Nick Kredich
1957	John Thompson
1959	John Tinnell Edwin Lyon, Jr. Butch Allie
1960	Dwight Bumgarner Butch Allie
1961	Fred McCollum John Tinnell
1962	Dick Havens Bill Futrell
1963	Mike Curtis
1965	Bill Jones Mike Shasby
1966	Roger Hayes
1967	Andy Beath Bob Lasky
1968	Dave Trice
1969	Jim Dearth John Cappellano Curt Rawley Dave Trice
1970	Curt Rawley
1972	Bob Parrish Ben Fordham
1973	Ben Fordham
1974	Ben Fordham David Schmit Dave Dusek Mark Landon
1975	Dave Dusek Greg Mencia Ed Kornberger Bob Corbett
1976	Greg Mencia Dan Brooks Steve Edwards Kirk May
1977	Kevin Kelly Lyman Smith Scott Wolcott
1978	Bob Riordan Scott Hamilton
1979	Craig Hoskins Kevin Kelly Scott Hamilton
1980	Gary Garstkiewicz
1981	Robert Oxendine Ron Frederick Brick Johnstone Bill Obremskey
1982	Carl Franks Bill Obremskey
1983	Mark Militello Brick Johnstone Bill Obremskey
1984	Chuck Herring Lewis Kornberg Bud Nixon Scott Wilkinson
1985	Justin Beckett Roy Brabson Dave Lindquist Mark Moseley Mike Diminick

1986	Brad Paddock
1987	Andy Andreasik Mike Diminick Steve Slayden
1988	Stuart Albright Jeff Brown Mike Diminick Ken Hull Doug Kley Lindsay Marshall Kevin Patterson
1989	Roger Boone Tom Corpus Rodney Dickerson Doug Kley Billy Ray
1990	Bobby Highsmith Billy Ray Travis Pearson
1991	Preston Anderson Chris Brown Stanley Dorsey Brandon Moore Travis Pearson Erwin Sampson Wyatt Smith
1992	Brandon Moore Randy Cuthbert Travis Pearson Tim Davis
1993	Zaid Abdul-Aleem David Lowman Travis Pearson Brad Sherrod David Waffle
1994	Zaid Abdul-Aleem Robert Baldwin Jeroen Egge Ray Farmer Spence Fischer Bill Khayat Matt Williams
1995	Laymarr Marshall Tawambi Settles Mike Stallmeyer
1996	Chike Egbuniwe Jeff Hodrick John Krueger Chad Melita Marc Wilson
1997	Darius Clark Sims Lenhardt Chad Melita
1998	Chris Combs Todd DeLamielleure Richmond Flowers Lennie Friedman B.J. Hill Sims Lenhardt Ryan Stallmeyer
1999	Chris Combs Terrence Dupree Ben Erdeljac Sims Lenhardt Gannon Shepherd Ryan Stallmeyer Letavious Wilks
2000	Duane Epperson Ben Erdeljac Mike Hart

2001	Chris Douglas Ben Erdeljac Mike Hart Shawn Johnson Jim Scharrer
2002	Chris Douglas Ryan Fowler Shawn Johnson Calen Powell Drew Strojny Alex Wade Matt Zielinski
2003	Giuseppe Aguanno Phillip Alexander Chris Douglas Christian Mitchell Kenneth Stanford Drew Strojny
2004	Giuseppe Aguanno Brendan Dewan Christian Mitchell Eli Nichols Andy Roland Malcolm Ruff Mike Schneider Kenneth Stanford
2005	Patrick Bailey Lavdrim Bauta Brendan Dewan Mike Dowling Tyler Krieg Eli Nichols Andy Roland Matt Rumsey
2006	Patrick Bailey Alex Feinberg Zach Maurides Eli Nichols Matt Rumsey Nick Stefanow
2007	Patrick Bailey Ronnie Drummer Thaddeus Lewis Wesley Oglesby Matt Rumsey
2008	Adrian Aye-Darko Cameron Goldberg Kevin Jones
2009	Adam Banks Lee Butler Matt Daniels Kyle Hill Kevin Jones Mitchell Lederman Brian Moore Vincent Rey Chris Rwabukamba Will Snyderwine Johnny Williams

Carmen Falcone**Team MVP Award**

Named for the longtime Blue Devil assistant football coach, the Carmen Falcone Award is given annually to Duke's Most Valuable Player. Falcone served on the Duke football coaching staff from 1946-72, and helped the Blue Devils to seven ACC championships, Orange Bowl berths in 1955 and 1958, and a Cotton Bowl appearance in 1961.

1933	Fred Crawford
1934	Earle Wentz
1935	John Hennemier
1936	Ace Parker
1937	Elmore Hackney
1938	Eric Tipton
1939	George McAfee
1940	Jap Davis
1941	John Goddard
1942	Tom Burns
1944	Tom Davis
1945	Gordon Carver
1946	George Clark
1947	Fred Folger
1948	Bill Davis
1949	Louis Allen
1950	Billy Cox
1951	Bob Bickel
1952	Louis Tepe
1953	Bob Burrows
1954	Jerry Barger
1955	Bob Pascal
1956	Sid Deloatch
1957	Tom Topping
1958	George Dutrow
1959	Mike McGee
1960	Tee Moorman
1961	Dean Wright
1962	Jean Berry
1963	Jay Wilkinson
1964	Mike Curtis
1965	John McNabb
1966	Bob Matheson
1967	Bob Foyle
1968	Henley Carter
1969	Leo Hart
1970	Leo Hart
1971	Ernie Jackson
1972	Steve Jones
1973	Keith Stoneback
1974	Keith Stoneback
1975	Dave Meier
1976	Billy Bryan
1977	Mike Dunn
1978	Carl McGee
1979	Craig Hoskins
1980	John Brinkman
1981	Cedric Jones
1982	Chris Castor
1983	Mike Grayson
1984	Johnny Hill
1985	Harry Ward
1986	Mike Junkin
1987	Steve Slayden
1988	Anthony Dilweg
1989	Clarkston Hines
1990	Erwin Sampson
1991	Dave Brown
1992	Randy Cuthbert
	Scott Berdan
1993	Matt Williams

1994	Robert Baldwin
1995	Ray Farmer
1996	Billy Granville
1997	Chike Egbuniwe
1998	Scottie Montgomery
1999	Scottie Montgomery
2000	Mike Hart
2001	Mike Hart
2002	Alex Wade
2003	Chris Douglas
	Ryan Fowler
	Terrell Smith
2004	Giuseppe Aquanno
2005	John Talley
2006	John Talley
2007	Eron Riley
2008	Michael Tauiilli
2009	Thaddeus Lewis

Micah Harris Trinity**Teammate Award**

Renamed for one of Duke's most passionate players, the Micah Harris Trinity Teammate Award is presented to the member of the Blue Devil football team that displays the traits of a true teammate: character, unselfishness, compassion and pride. Harris was a three-year letterman from 2001-03 before being tragically killed in an automobile accident in June of 2004.

1960	Jerry McGee
1961	Dave Burch
1962	John Markas
1963	Chuck Walker
1964	Danny Lonon
1965	John Gutekunst
1966	Mike Shasby
1967	Mike Murphy
1968	Fred Zirkle
1969	Bob Hepler
1970	Dick Biddle
1971	Bob Fitch
1972	Bill Hanenberg
1973	Don Shannon
1974	Mike Bomgardner
1975	Billy Bryan
1976	George Page
1977	Frank DeStefano
1978	Mike Dunn
1979	Ned Gonet
1980	Gary Garstkiewicz
1981	Brian Baldinger
1982	Tim Bumgarner
1983	Mike Grayson
1984	Scott Russell
1985	Nick Buoniconti
1986	Greg Flanagan
1987	Jim Godfrey
1988	John Rymiszewski
1989	Dave Colonna
1990	Marc Mays
1991	Erwin Sampson
1992	Scott Youmans
1993	Scott Youmans
1994	Jeff Kapatoes
	J.D. Lewis
1995	Tijan Redmon
1996	Charles London
1997	Jeff Hodrick
1998	Tom Brady
1999	Chris Combs
2000	Bobby Campbell

2001	Mike Hart
	Charles Porter
2002	Ryan Fowler
	Terrell Smith
2003	Drew Ciepielinski
2004	Chris Dapolito
	Brian Greene
	Senterrio Landrum
	David Martin
2005	Phillip Alexander
	Tim Ball
	Brendan Dewan
	Ronnie Elliott
2006	Casey Camero
	Deonto McCormick
2007	Clifford Harris
	Matt Rumsey
2008	Ryan Wood
2009	Ayanga Okpokowuruk

Ace Parker Award

Named for one of Duke's greatest players, the Ace Parker Award is presented annually to an individual who displays unparalleled commitment to the team and overcomes adversity to contribute. Parker, one of 11 former Duke players and coaches to be enshrined into the College Football Hall of Fame, was a two-time All-America pick in 1935 and 1936. Following his successful NFL career which included a league MVP honor in 1940, he was inducted into the Pro Football Hall of Fame in 1972. Parker later served as an assistant coach at Duke from 1947-65.

1991	Mike McConnell
1992	Robert Baldwin
1993	Dan Clark
1994	Jeroen Egge
	Mike Stallmeyer
	Billy Granville
1995	Chad Melita
1996	Darius Clark
1997	Eric Scanlon
1998	Lyle Burdine
1999	Austin Smithwick
2000	Fred Harris
2001	B.J. Hill
	Drew Strojny
2002	Jamyon Small
2003	Chris Dapolito
	Temo George
2004	Kenneth Stanford
2005	Eli Nichols
	Andy Roland
2006	Jeramy Edwards
	Eli Nichols
2007	Justin Boyle
	Ryan Radloff
2008	Vince Oghobaase
2009	Kinney Rucker

Mike Suglia Award

The Mike Suglia Award is presented annually to the sophomore member of the Duke football program who best exemplifies the qualities of the late Mike Suglia. Mike Suglia was an offensive lineman at Duke in 1976-77 who died suddenly during the spring of his sophomore year. In giving this award to a current sophomore, the Duke football program recalls the effort and dedication that Mike brought to everything he did and recognizes that those qualities live on in this year's recipient.

1977	Kevin Kelly
1978	Eddie Brown
1979	Cedric Jones
1980	Carl Franks
1981	Bill Obremsky
1982	Scott Wilkinson
1983	Chuck Herring
1984	Bill Lucas
1985	Andy Andreasik
1986	Mike Diminick
1987	Roger Boone
1988	Erwin Sampson
1989	Randy Cuthbert
1990	Keith DuBose
1991	Colin Mailloux
1992	Jaroen Egge
1993	Carlos Bagley
1994	John Krueger
1995	Laymarr Marshall
1996	Lennie Friedman
1997	Spencer Romine
1998	Todd DeLamilleure
1999	B.J. Hill
2000	Alex Wade
2001	Ryan Fowler
2002	Giuseppe Aquanno
2003	Bob Benion
	Mike Dowling
2004	Alex Feinberg
2005	Zach Smith
2006	Peter Shaheen
	Ayanga Okpokowuruk
2007	Mitchell Lederman
2008	Eriks Reks
2009	Jeffrey Faris

Iron Devil Award

Awarded annually to the Duke player who is on the field for the most snaps.

2001	Ronnie Hamilton
2002	Rusty Wilson
2003	Luke Bayer
	Ryan Fowler
	Drew Strojny
2004	John Talley
2005	Chris Davis
2006	John Talley
2007	Chris Davis
2008	Michael Tauiilli
2009	Catron Gainey

ALL-STAR GAME PARTICIPATION

Blue-Gray Classic

1939	Bill Bailey
	Frank Ribar
1940	Jap Davis
	Alex Winters
1946	Bill Milner
	Kelley Mote
1948	Bill Davis
	Fred Folger
1950	Billy Cox
1952	Carl Holben
	Carson Leach
1953	Lloyd Caudle
1958	Bob Brodhead
	John Kersey
	Doug Padgett
1962	Pete Widener
	Mark Leggett
1963	Chuck Walker
1965	John McNabb
1968	Fred Zirkle
	Henley Carter
1970	Dick Biddle
	John Cappellano
1972	Mel Parker
1973	Rich Brienza
	John Ricca
1974	John Hill
	Bruce Snyder
	Craig Stephenson
1975	Troy Slade
1976	Tony Benjamin
	Bob Grupp
1978	Mike Dunn
1981	Dennis Tabron
1983	Ben Bennett
	Phil Ebinger
1987	Steve Slayden
	Dewayne Terry
1990	Billy Ray
1992	Randy Cuthbert
1993	David Wafle
1995	Ray Farmer
	Jon Merrill
1997	Chike Egbuniwe
	Patrick Mannelly
	Tawambi Settles
1999	Terrence Dupree
	Scottie Montgomery

Senior Bowl

1949	Louis Allen
	Paul Stephanz
1952	Jim Lawrence
1953	Ed Meadows
1954	Jerry Barger
1957	Tom Topping
1965	Chuck Drulis
1967	Andy Beath
1970	Wes Chesson
	Leo Hart
1981	Cedric Jones
1985	Ken Harper
1986	Julius Grantham
1986	Mike Junkin
1988	Anthony Dilweg
1989	Clarkston Hines
	Chris Port
1990	Billy Ray
1998	Lennie Friedman
1999	Chris Combs

East-West Shrine Game

1937	Elmore Hackney
	Ace Parker
1939	George McAfee
	Willard Perdue
1940	Tony Ruffa
1943	Ernest Beamer
1948	Al DeRogatis
1955	Bob Pascal
	Sonny Sorrell
1958	Wray Carlton
1959	Mike McGee
1961	Jack Wilson
1963	Jay Wilkinson
1967	Mike Murphy
1970	Wes Chesson
	Leo Hart
1972	Steve Jones
	Ed Newman
1975	Dave Meier
1976	Billy Bryan
1977	Mike Sandusky
	Lyman Smith
1978	Carl McGee
1982	Chris Castor
1983	Phil Ebinger
1986	Mike Junkin
1989	Dave Colonna
1994	Robert Baldwin
1995	Ray Farmer
1997	Tawambi Settles
2003	Ryan Fowler
	Drew Strojny
2005	Alex Green
2008	Michael Tauillili

Hula Bowl

1957	Roy Hord
1958	Wray Carlton
1959	Mike McGee
1960	Tee Moorman
1961	Jack Wilson
1963	Jay Wilkinson
1970	Dick Biddle
1971	Ernie Jackson
1972	Steve Jones
1977	Lyman Smith
1981	Dennis Tabron
1983	Ben Bennett
1988	Anthony Dilweg
1989	Chris Port
	Carey Metts
1994	Robert Baldwin
1997	Corey Thomas
1999	Scottie Montgomery
2000	Troy Andrew

Japan Bowl

1981	Dennis Tabron
1983	Ben Bennett
	Phil Ebinger
	Mark Militello
1988	Anthony Dilweg
1989	Clarkston Hines
	Dave Colonna

North-South Game

1949	Louis Allen
1950	Bill Duncan
	Ceep Youmans
1952	James Lawrence
	Ray Green
	Truett Grant
	Byrd Looper
1953	Ed Meadows
1956	Sonny Jurgensen
	Buddy Bass
	Sid DeLoatch
1958	Jim Bartal
	George Dutrow
1959	Jim Gardner
1961	Dean Wright
1962	Walter Rappold
	Ken Williams
1963	Stan Crisson
1964	James McCarthy
	Dan Lonon
1965	Chuck Drulis
	Don Lynch
1966	Dave Dunaway
	Bob Matheson
1967	Jay Calabrese
	Andy Beath
	Bob Foyle
1969	Bob Morris
1970	Phil Asack

All-Star Classic

1999	Terrence Dupree
	Kevin Lewis

Las Vegas Classic

2003	Matt Zielinski
------	----------------

The Villages Classic

2005	Orrin Thompson
------	----------------

Texas vs. The Nation Classic

2009	Thaddeus Lewis
------	----------------

AII-TIME ASSISTANT COACHES

Aldridge, Miles	1983-84	Knowles, Jim	2010
Allison, Rodney	1984-86	Koenning, Jr., Les	1998
Anderson, Gary	1979	Kupec, Dick	1973-74
Anderson, Scott	1990-93	Landon, Mark	1978-80
Austin, Edward	1949	Lewis, Cliff	1995
Azzinaro, Jerry	2004-2006	Limbaugh, Tommy	1983-86
Beckish, Larry	1995-97	London, Charles	2006
Bell, Richard	1983-87	Long, Jeff	1986
Bennett, Ben	1999-00	Lubick, Matt	2010
Bohl, Craig	1994	Luke, Matt	2008-10
Bossos, Bob	1957, 71-74	MacIntyre, Mike	2008-09
Bowden, Tommy	1983-86	Matheson, Bob	1981-82
Broadway, Rod	1981-94	Matous, Ken	1994-98
Brown, Marvin	1987-92	McCrone, Ron	1983-84
Brown, Mickey	1979-82	McElhane, Harold	1964-65
Brown, Scott	1996-2007	McGee, Jerry	1971-75
Brush, Bob	1975-76	McGee, Mike	1964-65
Caldwell, Herschel	1930-71	McGeorge, Rich	1981-82, 87-89, 02-03
Cameron, Eddie	1930-41, 46-50	McInerney, Jeff	1994-95
Chatham, Fred	1989-2005	McNabb, John	1972-73
Cleary, Walt	1971	McWhorter, Mac	1990
Clyburn, Louis	2001-03	Middleton, Ron	2008-10
Coachys, Rich	1987	Million, Ted	1991-93
Collins, Jim	1983, 85-89, 08-10	Montgomery, Scottie	2006-09
Como, Rich	1983-85	Moon, Lee	1973-75
Cox, Robert	1943-70	O'Boyle, Thomas	1951-58
Creehan, Dennis	2001-02	O'Brien, Bill	2005-06
Crisson, Stan	1966-70	Pancoast, Brad	1974-75
Crook, Monty	1983-84	Parker, Ace	1947-65
Cropp, John	1983	Pearman, Danny	2007
D'Alessandris, Joe	1997-01	Phillips, Oliver	1979-82
DeForest, Joe	1994-00	Pierson, Marty	1951-65, 71
DeLamielleure, Joe	1996-00	Potter, Harvey	1943-45
Edwards, George	1996	Pry, Jim	2001-03
Emory, Ed	1977	Robinson, Joe	1971-72
Faircloth, Bill	1976-77	Roof, Ted	1990-93, 02-03
Falcone, Carmen	1946-72	Roper, Kurt	2008-10
Forte, Mo	1976-77	Roper, Zac	2008-10
Franks, Carl	1987-89	Sanders, Bob	1985-89
Galbraith, Marty	2004	Sanders, Carl	1979-80
Geis, Buddy	1993	Sanders, E.T.	1930
Gibbs, Alex	1969-70	Satysur, Dennis	1974-75
Gillespie, J.S.	1973	Senter, Brad	1982
Guy, John	1978-80	Sherrod, Brad	1997-07
Gonzales, Jimmy	1994-95	Slaughter, Roger	1981-82
Gutekunst, John	1967-78, 07	Snyder, Ron	1970
Haglan, Dennis	1976-77	Spencer, Glenn	2004-07
Hagler, Ellis	1930-56	Spurrier, Steve	1980-82
Hall, Jack	1965-68	Stanley, Dennis	1939-45
Hammerschmidt, Dan	1988-93	Story, Sam	1977-82
Harris, Bishop	1973-75	Strahm, Dale	1990-93
Hart, Leo	1975-76	Strollo, John	2005-07
Harvey, Bill	1961-65	Thomas, Mark	1985-86
Haupt, Dale	1977	Thompson, Larry	1971-72, 77-80
Heimerdinger, Mike	1994	Tilson, W.E.	1928-30
Helton, Clay	1996	Timer, Sam	1966-69
Hendrickson, Horace	1949-50	Towers, Dick	1974-76
Hennemier, John	1946-48	Trott, Bob	1996-01
Hetrick, Jacques	1966-70	Urick, Max	1971-73
Hickman, William	1950	Vaas, Peter	2007
Hill, Aubrey	1999-03	Voyles, Carl	1931-38
Hill, George	1966-70	Walker, Chuck	1976
Hobby, Marion	2008-10	Ward, T.R. Jule	1936-37
Hopkins, Dick	1981-82	Williams, Greg	1995
Hunter, Harold	1966-70	Williamson, Eddie	1978-82
Johnson, Rick	1988	Wilson, Barry	1987-89
Jones, Derek	2008-10	Wilson, Eddie	1972-73, 90-93
Karmazin, Mike	1948-50	Wilson, Red	1977
Kelly, David	2004-05	Yanowsky, Don	2003-05
Kemp, Dick	1977-79	Yoshida, Cliff	1978-80
Kerr, Larry	2006-07	Younglin, Ted	1959-63
Knotts, Doug	1958-65	Zernhelt, John	1994-95
Knotts, Tom	2004		

ALL-AMERICAS

Louis Allen

#73 • T • GREENSBORO, N.C.
1949 • THIRD TEAM

Duke's lone All-America pick in 1949 as a third team choice ... captained the Blue Devils to a 6-3 campaign as a senior that season ... joined Ace Parker and Tom Davis as the only Duke players to garner All-Southern Conference honors in three consecutive seasons.

Robert Baldwin

#49 • RB • DELAND, FLA.
1994 • THIRD TEAM

Third team All-America pick as a senior in 1994 ... also earned ACC Player of the Year honors after rushing for 1,187 yards and 12 TDs as Duke went 8-4 and played in the Hall of Fame Bowl ... kicked off the season by rushing for a school single-game record 238 yards and four TDs against Maryland.

Baldwin's Rushing Statistics

Year	Att.	Yards	Avg.	TD
1991	2	17	8.5	0
1992	73	312	4.3	7
1993	70	332	4.7	1
1994	276	1,187	4.3	12
Total	421	1,848	4.4	20

Baldwin's Receiving Statistics

Year	Rec.	Yards	Avg.	TD
1991	1	4	4.0	0
1992	23	197	8.6	0
1993	29	268	9.2	0
1994	36	258	7.2	1
Total	89	727	8.2	1

Bob Barnett

#16 • C • ALBANY, GA.
1941 • THIRD TEAM

Third team pick in 1941 ... served as Duke's captain in 1941 as the Wallace Wade-led Blue Devils rolled to a 9-1 record and the Southern Conference title ... after compiling a perfect 9-0 regular season record, Duke hosted the Rose Bowl in Durham, losing by a 20-16 count to Oregon State ... spearheaded a Duke offense that finished second only to Texas in scoring (32.7 ppg) and a defense that posted five shutouts and allowed just 6.1 points per game.

Ben Bennett

#14 • QB • SUNNYVALE, CALIF.
1983 • THIRD TEAM

Remains one of just two players in ACC history to receive league Rookie and Player of the Year honors (N.C. State's Philip Rivers) ... a third team All-America pick in 1983, finished his Duke career as the NCAA's all-time leading passer and continues to rank fourth on the ACC's career passing chart with 9,614 yards ... graduated as Duke's all-time leader in pass attempts, completions, yards and touchdowns, with those marks surpassed by Thaddeus Lewis in 2009 ... a sixth round draft choice of the Atlanta Falcons, and later went on to a Hall of Fame career in the Arena Football League.

Bennett's Passing Statistics

Year	Cmp	Att	INT	Pct.	Yards	TD
1980	174	330	25	.527	2,050	11
1981	110	202	8	.544	1,445	7
1982	236	374	12	.631	3,033	20
1983	300	469	12	.640	3,086	17
Total	820	1,375	57	.596	9,614	55

Jean Berry

#60 • G • MOORESVILLE, N.C.
1962 • FIRST TEAM

First team All-America choice in 1962 ... helped Duke to a three-year overall record of 23-8 along with three ACC championships and an appearance in the 1961 Cotton Bowl ... two-time first team All-ACC pick as the Blue Devils went 16-2 in league play during his career.

Dick Biddle

#64 • LB • PARKERSBURG, VA.
1970 • THIRD TEAM

Co-captained the 1970 Duke club to a 6-5 record and received third team All-America honors ... two-time first team All-ACC pick ... went on to play in the Hula Bowl and Blue-Gray Classic following his senior season ... currently the head coach at Colgate, and guided the Red Raiders to an NCAA I-AA national runner-up in 2003.

Joe Brunansky

#49 • T • BEAVER FALLS, PA.
1936 • THIRD TEAM
1937 • SECOND TEAM

One of just eight two-time All-Americans at Duke ... a mainstay on the Blue Devil line in the mid-1930s ... guided Duke to a three-year ledger of 24-5-2 including a pair of Southern Conference championships ... helped open holes for some of Duke's finest offensive backs including Ace Parker, Elmore Hackney, George McAfee and Eric Tipton ... two-time All-Southern Conference selection ... fourth round pick of the Cardinals in the 1938 NFL Draft.

Billy Bryan

#71 • C • BURLINGTON, N.C.
1976 • FIRST TEAM

First team All-America honoree from the Football Writers Association of America and Walter Camp Foundation following his senior season in 1976 ... two-time first team All-ACC honoree ... named to the Silver Anniversary All-ACC Team ... two-time winner of the Jacobs Blocking Trophy ... played 13 seasons in the NFL with the Denver Broncos, appearing in four Super Bowls.

Dwight Bumgarner

#84 • E • LEXINGTON, N.C.
1960 • THIRD TEAM

Third team All-America honoree in 1960 as Duke went 8-3, won the ACC title and defeated Arkansas, 7-6, in the Cotton Bowl ... honored with the Jacobs Blocking Trophy as the ACC's top blocker ... also an Academic All-ACC selection in 1960 ... drafted in the ninth round by the Washington Redskins.

Bob Burrows

#66 • G • ASHEBORO, N.C.
1953 • THIRD TEAM

Guided Duke to the ACC title and a 7-2-1 overall record, earning third team All-America honors ... played alongside All-America tackle Ed Meadows as Duke finished the year ranked 18th nationally.

Chris Castor

#86 • WR • CARY, N.C.
1982 • SECOND TEAM

Earned ACC Player of the Year and second team All-America citations in 1982 after catching 46 passes for 952 yards and 13 TDs ... also named Duke's team MVP ... fifth round selection of the Seattle Seahawks in the 1983 NFL Draft.

Castor's Receiving Statistics

Year	Rec.	Yards	Avg.	TD
1979	6	65	10.8	0
1980	19	312	16.4	4
1981	2	55	27.5	0
1982	46	952	20.7	13
Total	73	1,384	19.0	17

George Clark

#28 • HB • WILSON, N.C.
1945 • SECOND TEAM

Earned second team All-America recognition in 1945 after rushing for 530 yards ... three-time all-conference selection ... helped the Blue Devils to Southern Conference crowns in 1943, 1944 and 1945, and scored two rushing TDs in Duke's 29-26 victory over Alabama in the 1945 Sugar Bowl ... continues to hold Duke records for longest punt return (95 yards versus Wake Forest in 1944) and punt return average in a season (19.7 in 1944) ... second round choice of the Steelers in the 1946 NFL Draft.

Clark's Rushing Statistics

Year	Att.	Yards	Avg.	TD
1944	89	528	5.9	6
1945	64	530	8.3	7
1946	114	190	1.7	3
1947	38	31	0.8	3
Total	305	1,279	4.2	19

Billy Cox

#17 • HB • MT. AIRY, N.C.
1950 • FIRST TEAM

First team All-America choice in 1950 ... captained Duke to a 7-3 record by throwing for a then-school record 1,428 yards while picking up 567 yards on the ground ... two-time All-Southern Conference pick ... rallied the Blue Devils from a 21-0 halftime deficit against Georgia Tech to win, 30-21, on November 4, 1950 ... against the Yellow Jackets, hit on 12-of-22 passes for 133 yards while rushing for an additional 144 yards.

Cox's Rushing Statistics

Year	Att.	Yards	Avg.	TD
1948	57	199	3.5	2
1949	154	489	3.2	10
1950	191	567	3.0	3
Total	402	1,255	3.1	15

Cox's Passing Statistics

Year	Cmp	Att	INT	Pct.	Yards	TD
1948	18	58	3	.310	248	2
1949	59	118	7	.500	779	4
1950	108	206	15	.524	1,428	8
Total	185	382	25	.484	2,455	14

Fred Crawford

T • WAYNESVILLE, N.C.
1932 • SECOND TEAM
1933 • FIRST TEAM (CONSENSUS)

Duke's first All-America selection ... became the first athlete from the state of North Carolina to be named to a football All-America squad, earning second team honors in 1932 and a first team citation a year later ... led the Blue Devils to a 10-2 win over Tennessee en route to a 9-1 season record and the Southern Conference championship in 1933 ... three seasons at Duke (1931-32-33) were head coach Wallace Wade's first three years and Duke compiled an overall record of 21-7-2 over that stretch ... enshrined in the College Football Hall of Fame.

Mike Curtis

#33 • FB • ROCKVILLE, MD.
1964 • THIRD TEAM

Third team All-America pick as a fullback in 1964 after leading the Blue Devils in rushing with 474 yards ... also a standout linebacker ... first round pick of the Baltimore Colts in the 1965 NFL Draft ... twice earned All-Pro accolades in 1968 and 1969 while playing in a pair of Super Bowls (III and V) ... professional career spanned 14 seasons with Baltimore, Seattle and Washington.

Curtis' Rushing Statistics

Year	Att.	Yards	Avg.	TD
1962	100	368	3.7	8
1963	57	169	3.0	3
1964	121	497	4.1	4
Total	278	1,034	3.7	15

Tom Davis

#30 • HB • WILSON, N.C.
1944 • THIRD TEAM

Third team All-America honoree in 1944 ... outstanding career left him as the school's second all-time leading rusher behind Ace Parker ... led Duke to three league crowns and to the 1942 Rose and 1945 Sugar Bowls.

Davis' Rushing Statistics

Year	Att.	Yards	Avg.	TD
1941	108	569	5.3	7
1942	136	417	3.1	9
1943	81	328	4.1	4
1944	137	461	3.4	8
Total	462	1,775	3.8	28

Al DeRogatis

#68 • T • NEWARK, N.J.
1948 • FIRST TEAM

Served as team captain and garnered first team All-America honors in 1948 ... enshrined in the College Football Hall of Fame ... played for the NFL's New York Giants and twice was named All-Pro.

Jack Dunlap

G • LAWTON, OKLA.
1934 • THIRD TEAM

Received third team All-America honors after captaining the 1934 Blue Devils to a 7-2 overall record ... played tackle on Duke's 1933 Southern Conference championship team before moving to guard for the 1934 campaign ... also received all-conference and all-state accolades.

Blaine Earon

#83 • E • ALTOONA, PA.
1950 • FIRST TEAM

Earned first team All-America accolades in 1950 from the *Associated Press* after leading Duke to a 7-3 record in head coach Wallace Wade's final season ... starred on defense as Duke allowed its opponents to average just 10.8 points per game.

Ray Farmer

#22 • FS • KERNERSVILLE, N.C.
1994 • THIRD TEAM

Third team All-America in 1994 after helping Duke to an 8-4 ledger ... two-time All-ACC pick ... finished his career with 261 tackles and as the NCAA single-season and career record holder for blocked kicks ... enjoyed a three-year pro career after being selected in the fourth round of the NFL Draft by Philadelphia.

Farmer's Defensive Statistics

Year	UT	AT	TT	INT	PBU
1992	0	0	0	0	0
1993	37	31	68	3	4
1994	53	29	82	2	7
1995	72	39	111	2	6
Total	162	99	261	7	17

Robert Gantt

#45 • E • DURHAM, N.C.
1942 • FIRST TEAM
1943 • FIRST TEAM

Duke's first two-time first team All-America, earning accolades from *Football News* in 1942 and *The Sporting News* in 1943 ... paced Duke in scoring in 1943 with 47 points after booting a school single-season record 41 PATS ... two-time first team All-Southern Conference honoree ... all-league performer on the basketball court for Duke and also participated in track and field.

Art Gregory

#77 • T • AIKEN, S.C.
1961 • THIRD TEAM
1962 • SECOND TEAM

One of just eight two-time All-America selections in Duke gridiron history ... third team All-America pick in 1961 and second team choice a year later ... also won the Jacobs Blocking Trophy in each of those seasons while earning first team All-ACC honors ... played on three ACC championship teams in 1960-61-62 ... helped the Blue Devils to a three-year ledger of 23-8 including a 7-6 win over Arkansas in the 1961 Cotton Bowl.

Elmore Hackney

#66 • QB • DURHAM, N.C.
1937 • SECOND TEAM

Second team All-America pick in 1937 after guiding Duke to a 7-2-1 ledger ... led the Blue Devils in scoring with nine TDs and 10 PATS ... had a 14-carry, 123-yard performance to guide Duke to a 19-6 win over Tennessee during the 1935 campaign ... over three-year career, rushed for 1,359 yards while helping the Blue Devils to a 24-5-1 record with Southern Conference championships in 1935 and 1936.

Hackney's Rushing Statistics

Year	Att.	Yards	Avg.	TD
1935	70	521	7.4	6
1936	77	348	4.5	5
1937	85	490	5.8	9
Total	232	1,359	5.9	20

Dan Hill

#35 • C • ASHEVILLE, N.C.
1938 • FIRST TEAM

Three-year starter and first team All-America pick in 1938 after Duke went 9-1 and fell to Southern California in the Rose Bowl ... served as co-captain of the Iron Dukes defensive unit that recorded nine shutouts during the regular season ... led Duke to a three-year record of 25-4-1 ... enshrined in the College Football Hall of Fame.

Clarkston Hines

#12 • WR • CHAPEL HILL, N.C.
1988 • FIRST TEAM
1989 • FIRST TEAM (CONSENSUS)

One of three two-time first team All-America selections ... established school, ACC and NCAA records during his career with the Blue Devils ... consensus first team All-America pick following his senior season in 1989 ... also received first team honors in 1988 ... continues to be Duke's career leader in receptions (189), receiving yards (3,318), touchdown receptions (38) and 100-yard receiving games (17) ... in 1989, named the ACC Player of the Year after catching 61 passes for 1,149 yards and 17 TDs as Duke captured a share of the league title ... remains the only player in ACC history to register three 1,000-yard receiving campaigns ... named the recipient of the McKevlin Award as the top athlete in the ACC in 1989 ... College Football Hall of Fame inductee in 2010.

Hines' Receiving Statistics

Year	Rec.	Yards	Avg.	TD
1986	3	9	3.0	0
1987	57	1,093	19.2	11
1988	68	1,067	15.7	10
1989	61	1,149	18.8	17
Total	189	3,318	17.6	38

Roy Hord

#60 • T • CHARLOTTE, N.C.
1957 • FIRST TEAM

Guided Duke to a three-year record of 19-9-4 as well as a pair of berths in the Orange Bowl in 1954 and 1957 ... named first team All-America following the 1957 season ... in 1954, helped the Blue Devils to an 8-2-1 record, the ACC title and a 34-7 victory over Nebraska in the Orange Bowl ... played six seasons in the NFL with Los Angeles, Philadelphia and the New York Jets.

Ernie Jackson

#13 • DB • HOPKINS, S.C.
1971 • FIRST TEAM ^(CONSENSUS)

One of four Duke players to earn consensus first team All-America honors ... starred at Duke from 1969-71 ... as a senior in 1971, returned two interceptions for touchdowns to garner first team All-America recognition ... also named the ACC Player of the Year in 1971, becoming the league's first defensive player to win the honor ... only player in ACC history to earn league player of the week honors on both offense and defense ... named to the Silver Anniversary All-ACC Team ... seventh round pick of the Saints in the 1972 NFL Draft, and went on to play nine professional seasons with New Orleans, Atlanta and Detroit.

Cedric Jones

#26 • WR • WELDON, N.C.
1981 • SECOND TEAM

After averaging nearly 20 yards per catch and scoring 10 TDs, tabbed to the All-America second unit in 1981 ... finished career with 99 catches for 1,732 yards and 21 TDs ... a third round draft choice of New England in the 1982 NFL Draft ... played nine seasons with the Patriots and made an appearance in Super Bowl XX.

Cedric Jones' Receiving Statistics

Year	Rec.	Yards	Avg.	TD
1978	14	149	10.6	2
1979	18	382	21.2	3
1980	25	369	14.8	6
1981	42	832	19.8	10
Total	99	1,732	17.5	21

Steve Jones

#46 • RB • SANFORD, N.C.
1972 • THIRD TEAM

Received third team All-America honors following senior season in 1972 ... held the school's career rushing mark for over 30 years before Chris Douglas surpassed his total of 2,951 yards during the 2004 season ... rushed for a Duke single-season record 1,236 yards in 1972 ... gained over 850 yards in both 1970 and 1971 ... scored 20 career TDs on the ground ... picked in the fifth round by the Rams in 1973 and played six seasons in the National Football League.

Steve Jones' Rushing Statistics

Year	Att.	Yards	Avg.	TD
1970	203	854	4.2	8
1971	193	861	4.5	6
1972	287	1,236	4.3	6
Total	683	2,951	4.3	20

Mike Junkin

#48 • LB • BELVIDERE, ILL.
1986 • SECOND TEAM

Received second team All-America honors in 1986 after setting a school single-season mark with 188 total stops ... had 100 or more tackles in three straight seasons ... ranks atop Duke's all-time tackles chart with 513 career hits ... first round pick of the Cleveland Browns in the 1987 NFL Draft.

Junkin's Defensive Statistics

Year	UT	AT	TT	TFL	QBS
1983	34	24	58	0	0
1984	49	56	105	6	3
1985	105	57	162	12	1
1986	110	78	188	13	2
Total	298	215	513	31	6

Mike Karmazin

#42 • T • IRWIN, PA.
1941 • SECOND TEAM

Second team All-America choice in 1941 after helping the Blue Devils to a 9-1 mark ... guided the Blue Devils to a three-year record of 24-4 from 1939-41.

Ernie Knotts

#47 • G • ALBEMARLE, N.C.
1945 • SECOND TEAM

Second team All-America pick in 1945 as Duke went 6-2 and captured the Southern Conference championship for the third straight year ... served as team captain and also received All-Southern Conference honors ... held the nickname "Bear" ... helped the Blue Devils to a 29-26 win over Alabama in the 1945 Sugar Bowl.

Steve Lach

#37 • HB • ALTOONA, PA.
1941 • FIRST TEAM

Garnered first team All-America recognition in 1941 ... followed in the footsteps of former great Duke halfbacks Ace Parker and George McAfee ... in 1941, punted for a school single-season record 45.9 average and rushed for 532 yards and 10 TDs while helping Duke to a 9-1 record and Rose Bowl berth ... first round pick of the Cardinals in the 1942 NFL Draft ... enshrined in the College Football Hall of Fame.

Lach's Rushing Statistics

Year	Att.	Yards	Avg.	TD
1939	0	0	—	0
1940	46	315	6.8	5
1941	63	532	8.4	10
Total	109	847	7.8	15

Lach's Punting Statistics

Year	No.	Yards	Avg.	Lg
1939	14	545	38.9	—
1940	43	1,662	38.7	60
1941	28	1,285	45.9	64
Total	85	3,492	41.1	64

Bob Matheson

#53 • LB • BOONE, N.C.
1966 • FIRST TEAM

First team All-America honoree in 1966 ... regarded as one of the best all-around football players ever to play at Duke ... team captain and Duke's MVP in 1966 ... twice named first team All-ACC ... named to both the Silver Anniversary and 50th Anniversary All-ACC Teams ... first round selection of the Dolphins in the 1967 NFL Draft ... played 14 professional seasons ... a member of two Super Bowl championship teams with Miami including the 1972 squad that remains the only team in NFL history to go undefeated through the regular season and win the Super Bowl.

George McAfee

#22 • HB • IRONTON, OHIO
1939 • FIRST TEAM

Led Duke in rushing, receiving, scoring, kickoff returns, punt returns, interceptions and punting en route to earning first team All-America honors in 1939 as the Blue Devils went 8-1 ... As a senior, had 23 runs of 20 or more yards and punted 40 times for a 38.2 average ... guided Duke to a three-year ledger of 24-4-1 ... enshrined in the College Football Hall of Fame ... enjoyed an outstanding professional career with the Chicago Bears and is one of three former Duke players enshrined in the Pro Football Hall of Fame.

McAfee's Rushing Statistics

Year	Att.	Yards	Avg.	TD
1937	48	287	6.0	3
1938	17	22	1.3	0
1939	96	596	6.2	7
Total	161	905	5.6	10

Mike McGee

#68 • G • ELIZABETH CITY, N.C.
1959 • FIRST TEAM

First team All-America pick in 1959 ... also captured the Outland Trophy as the top interior lineman in the nation ... only player in Duke history to garner a national individual award ... received ACC Player of the Year honors in 1959 ... two-time first team All-ACC choice ... named to both the Silver Anniversary and 50th Anniversary All-ACC squads ... enshrined in the College Football Hall of Fame ... second round draft pick of the NFL's St. Louis Cardinals in 1960 ... served as Duke's head coach from 1971-78.

Ed Meadows

#70 • T • OXFORD, N.C.
1952 • FIRST TEAM
1953 • FIRST TEAM

Became Duke's second two-time first team All-America honoree in 1952 and 1953 ... in 1952, helped Duke to an 8-2 overall record as the Blue Devils won the Southern Conference title ... one year later, guided the Blue Devils to a 7-2-1 overall record and the first ACC championship ... also named to the Silver Anniversary All-ACC Team ... represented Duke in the Senior Bowl in 1954 ... third-round pick of the Colts and played six seasons in the NFL.

Bill Milner

#67 • G • WAYNESVILLE, N.C.
1943 • FIRST TEAM
1946 • SECOND TEAM

Named first team All-America by the *Associated Press* and *The Sporting News* after guiding Duke to an 8-1 ledger in 1943 ... helped Duke outscore its opponents by a 335-34 count in 1943 ... second team All-America pick in 1946 after captaining the Duke team.

Tee Moorman

#85 • E • MIAMI, FLA.
1960 • FIRST TEAM

First team All-America selection in 1960 by the Football Writers Association of America and *Football News* after catching a then school-record 54 passes for 476 yards and three TDs ... In 1960, helped Duke to an 8-3 record, the ACC championship and a 7-6 win over Arkansas in the Cotton Bowl ... caught the game-tying touchdown pass from Don Altman late in the fourth period in the bowl victory over the Razorbacks ... named to the Silver Anniversary All-ACC Team ... earned an NCAA Silver Anniversary Award in 1986.

Moorman's Receiving Statistics

Year	Rec.	Yards	Avg.	TD
1958	11	142	12.9	1
1959	6	91	15.2	1
1960	54	476	8.8	3
Total	71	709	10.0	5

Brian Morton

#17 • P • WINTER HAVEN, FLA.
2000 • SECOND TEAM

Second team All-America selection as a senior in 2000 after averaging 45.2 yards per punt ... average led the ACC and ranked second nationally and continues to stand second on Duke's single-season chart ... also received first team All-ACC accolades in 2000 ... closed his career with an ACC-record 12,000 career punting yards.

Morton's Punting Statistics

Year	No.	Yards	Avg.	Lg.
1997	59	2,445	41.4	58
1998	73	2,952	40.4	65
1999	73	3,125	42.8	80
2000	77	3,478	45.2	63
Total	282	12,000	42.6	80

Ed Newman

#74 • OG • WOODBURY, N.Y.
1971 • SECOND TEAM

Second team All-America honoree in 1971 ... was a key element in the Duke offense during his tenure as quarterback Leo Hart, receiver Wes Chesson and back Steve Jones set school records ... two-time All-ACC selection ... chosen in the sixth round of the 1973 NFL Draft by Miami, and helped the Dolphins to three Super Bowl berths ... four-time NFL All-Pro pick in 1981-84.

Vince Oghobaase

#3 • DT • HOUSTON, TEXAS
2009 • THIRD TEAM

Third team All-America selection in 2009 by *Sporting News* after posting 37 tackles, 7.5 tackles for loss and 2.5 quarterback sacks ... two-time honorable mention All-ACC choice ... named team captain as a senior ... played in 44 career games and totaled 165 tackles, 36.5 tackles for loss and 14.0 quarterback sacks.

Oghobaase's Defensive Statistics

Year	UT	AT	TT	TFL	OBS	INT
2006	10	18	28	8.0-19	1.0-6	0
2007	20	29	49	12.0-42	4.5-29	0
2008	23	28	51	9.0-38	6.0-33	0
2009	18	19	37	7.5-33	2.5-15	0
Total	71	94	165	36.5-132	14.0-83	0

Robert Oxendine

#63 • OT • ARLINGTON, VA.
1982 • SECOND TEAM

Received second team All-America accolades in 1982 after co-captaining the Blue Devils to a 6-5 ledger and third place finish in the ACC ... provided protection for quarterback Ben Bennett, who established school single-season records for passing yards (3,033) and TDs (20).

Ace Parker

#34 • HB • PORTSMOUTH, VA.
1935 • SECOND TEAM
1936 • FIRST TEAM (CONSENSUS)

Two-time All-America pick ... earned second team All-America honors in 1935 and first team accolades a year later ... guided Duke to a three-year record of 24-5 from 1934-36, serving as team captain in final season as the Blue Devils went 9-1 ... enshrined in the College Football Hall of Fame ... second round pick of the NFL's Brooklyn Dodgers in 1937 ... earned the league's Most Valuable Player award in 1940 and inducted into the Pro Football Hall of Fame in 1972 ... played Major League Baseball for the Philadelphia Athletics.

Parker's Rushing Statistics

Year	Att.	Yards	Avg.	TD
1934	86	325	3.8	3
1935	119	884	7.4	10
1936	111	647	5.8	8
Total	316	1,856	5.9	21

Bob Pascal

#20 • HB • BLOOMFIELD, N.J.
1955 • FIRST TEAM

Received first team All-America honors in 1955 ... became Duke's first two-time first team All-ACC performer ... helped Duke to a 22-6-3 three-year ledger including the 1954 ACC crown and a 34-7 win over Nebraska in the Orange Bowl ... in the win over Nebraska, rushed nine times for 91 yards and scored the first touchdown of the game with a seven-yard dash ... paced the Blue Devils in rushing in both 1954 and 1955 and was Duke's MVP in 1955 ... in a 14-0 win over Wake Forest on November 19, 1955, rushed 20 times for a career-high 157 yards ... finished career with 1,523 rushing yards and 19 TDs ... third round selection of the Baltimore Colts in the 1956 NFL Draft.

Pascal's Rushing Statistics

Year	Att.	Yards	Avg.	TD
1953	44	212	4.8	2
1954	107	561	5.2	9
1955	156	750	4.8	8
Total	307	1,523	5.0	19

Chris Port

#73 • OT • WANAQUE, N.J.
1989 • FIRST TEAM

First team All-America choice by the Football Writers Association of America in 1989 after helping the Blue Devils to an 8-4 record and appearance in the All American Bowl ... key component to a Blue Devil offense that averaged 31.4 points per game and included All-America receiver Clarkston Hines ... two-time first team All-ACC pick ... named the recipient of the Jacobs Blocking Trophy in 1989 as the top blocker in the conference ... spent six seasons with the New Orleans Saints after being selected in the 12th round of the 1990 NFL Draft.

Pat Preston

#50 • T • THOMASVILLE, N.C.
1943 • FIRST TEAM

Received first team All-America honors in 1943 after helping the Blue Devils outscore their opponents by a 335-34 margin on the season ... led Duke to an 8-1 mark and the Southern Conference championship ... lone defeat of the campaign came to then fourth-ranked Navy, 14-13.

Frank Ribar

#50 • T • ALLIQUIPPA, PA.
1939 • SECOND TEAM

Second team All-America choice in 1939 ... helped Duke to a three-year ledger of 24-4-1 from 1937-39 including Southern Conference titles in both 1938 and 1939 ... member of the 1938 Duke squad that rolled through the regular season unbeaten, untied and unscored upon and then played against Southern California in the Rose Bowl.

Tony Ruffa

#52 • T • WASHINGTON, PA.
1940 • SECOND TEAM

Named second team All-America following the 1940 campaign after helping Duke to a 7-2 record ... guided Duke to a three-year 24-4 ledger ... member of Duke's 1938 squad that went 9-1 and played in the Rose Bowl.

Red Smith

#49 • HB • WINSTON-SALEM, N.C.
1951 • FIRST TEAM

Named first team All-America in 1951 after averaging 40.7 yards per punt — tops in the Southern Conference ... in addition to his punting, rushed 99 times for 442 yards while scoring five TDs ... closed career with over 1,400 rushing yards ... played on Duke's 1952 baseball team that advanced to the College World Series ... on the diamond, Smith helped the Blue Devils to a 31-7 mark in 1952 by batting .413 with six home runs and 36 RBI ... named the Southern Conference Tournament MVP that year.

Smith's Rushing Statistics

Year	Att.	Yards	Avg.	TD
1951	99	442	4.5	5
1952	79	414	5.2	5
1953	65	372	5.7	6
Total	243	1,228	5.0	16

Smith's Punting Statistics

Year	No.	Yards	Avg.	Lg.
1951	47	1,911	40.7	—
1952	22	711	32.3	—
1953	1	27	27.0	—
Total	70	2,649	37.8	—

Keith Stoneback

#45 • LB • LANSDALE, PA.
1974 • THIRD TEAM

Third team All-America honoree following senior season in 1974 ... amassed 134 total tackles while helping Duke to six victories ... two-year team captain ... outstanding career also included two first team All-ACC citations as well as a pair of Duke Team MVP awards ... 23-tackle performance against N.C. State in 1973 stands as the second-highest single-game total in school history.

Michael Tauiili

#34 • LB • HOUSTON, TEXAS
2008 • SECOND TEAM

Second team All-America honoree by the Walter Camp Foundation in 2008 ... led the ACC and ranked third nationally in tackles per game (11.67) ... closed the season with 140 tackles, 13.0 tackles for loss and four interceptions to earn first team All-ACC honors and finish third in the balloting for ACC Defensive Player of the Year ... also served as team captain and received Duke's MVP award ... logged 434 career stops with 46.0 tackles for loss ... earned Defensive MVP honors in the 84th annual East-West Shrine Bowl on January 17, 2009.

Tauiili's Defensive Statistics

Year	UT	AT	TT	TFL	QBS	INT
2005	56	36	92	10.0-26	1.0-2	0
2006	32	62	94	10.0-31	0.5-3	0
2007	53	55	108	13.0-47	4.0-22	3
2008	63	77	140	13.0-28	0.5-3	4
Total	204	230	434	46.0-132	6.0-30	7

Eric Tipton

#20 • FB • PETERSBURG, VA.
1938 • FIRST TEAM

Named first team All-America following the 1938 season ... helped the Blue Devils to a perfect 9-0 regular season record by rushing for 577 yards while completing 22-of-51 passes for 269 yards and two TDs ... served as co-captain with Dan Hill on the 1938 club that fell, 7-3, in the Rose Bowl to Southern California ... enshrined in the College Football Hall of Fame ... chosen in the 15th round of the 1939 NFL Draft by the Washington Redskins.

Tipton's Rushing Statistics

Year	Att.	Yards	Avg.	TD
1936	112	415	3.7	6
1937	125	594	4.8	7
1938	129	577	4.5	4
Total	366	1,586	4.3	17

Tom Topping

#76 • T • ROANOKE RAPIDS, N.C.
1957 • FIRST TEAM

First team All-America choice in 1957 ... also received All-ACC and Team MVP accolades ... a mainstay along the Blue Devil line from 1955-57 ... led Duke to a three-year record of 18-9-4 ... helped the Blue Devils capture the ACC championship in 1955 and play in the 1958 Orange Bowl.

Earle Wentz

#47 • E • SCHOOLFIELD, VA.
1934 • SECOND TEAM

Second team All-America choice in 1934 as Duke went 7-2 ... also tabbed Duke's Team MVP in 1934 ... two-time All-Southern Conference pick ... guided the Blue Devils to a three-year overall ledger of 23-6.

Jay Wilkinson

#15 • HB • NORMAN, OKLA.
1963 • FIRST TEAM

Earned first team All-America and ACC Player of the Year honors in 1963 after setting a school single-season record with 12 TDs ... helped Duke to a three-year record of 20-9-1 and two ACC titles in 1961 and 1962 ... continues to hold Blue Devil records for punt return yards in a game (160), punt returns for touchdowns in a season (2) and punt returns for touchdowns in a career (3) ... played in the East-West Shrine Game and the Hula Bowl ... ninth round selection of the Chicago Bears in the 1964 NFL Draft.

Wilkinson's Rushing Statistics

Year	Att.	Yards	Avg.	TD
1961	0	0	—	0
1962	54	279	5.2	0
1963	117	631	5.4	6
Total	171	910	5.3	6

Wilkinson's Receiving Statistics

Year	Att.	Yards	Avg.	TD
1961	12	210	17.5	2
1962	6	65	10.8	1
1963	14	256	18.3	5
Total	32	531	16.6	8

Wilkinson's Punt Return Statistics

Year	No.	Yards	Avg.	TD
1961	22	328	14.9	2
1962	28	259	9.3	0
1963	15	174	11.6	1
Total	65	761	11.7	3

Wilkinson's Kickoff Return Statistics

Year	No.	Yards	Avg.	TD
1961	4	72	18.0	0
1962	10	219	21.9	0
1963	9	260	28.9	0
Total	23	551	24.0	0

Matt Williams

#78 • OT • BIRMINGHAM, ALA.
1994 • SECOND TEAM

One of three All-America selections on Duke's 1994 squad ... a second team honoree following the Blue Devils' 8-4 season that included seven straight wins and a trip to the Hall of Fame Bowl in Tampa, Fla. ... served as team captain and garnered All-ACC accolades in 1994.

COLLEGE FOOTBALL HALL OF FAME

Fred Crawford

1973

T • WAYNESVILLE, N.C.

Inducted in 1973 ... lettered three seasons (1931-32-33) as Duke went 21-7-2 during his tenure ... two-time All-America pick in 1932 (2nd team) and 1933 (1st team) ... Duke's first All-America selection ... became the first athlete from the state of North Carolina to be named to a football All-America squad ... led the Blue Devils to a 9-1 season record and the Southern Conference championship in 1933 ... team captain and All-Southern Conference selection in 1933 ... enshrined in both the Duke Sports (1976) and North Carolina Sports (1964) Halls of Fame.

Al DeRogatis

1986

#68 • T • NEWARK, N.J.

Inducted in 1986 ... lettered four seasons (1945-46-47-48) ... member of Duke's 1945 squad that captured the Southern Conference title and finished the year ranked 13th in the final *Associated Press* national poll ... All-Southern Conference pick in 1946 ... team captain and first team All-America honoree in 1948 ... second round choice of the NFL's New York Giants in 1949 and twice was named All-Pro ... earned induction into the Duke Sports Hall of Fame in 1985.

Dan Hill

1962

#35 • C • ASHEVILLE, N.C.

Inducted in 1962 ... lettered three seasons (1936-37-38) ... helped Duke to a three-year record of 25-4-1 with three top-20 finishes in the final *Associated Press* national poll (11th in 1936, 20th in 1937 & 3rd in 1938) ... member of two Southern Conference championship squads in 1936 and 1938 ... first team All-America pick in 1938 ... served as co-captain of the 1938 Iron Dukes unit that recorded nine shutouts during the regular season and finished the year 9-1 following a 7-3 loss to Southern California in the Rose Bowl ... also enshrined in both the Duke Sports (1975) and North Carolina Sports (1972) Halls of Fame.

Clarkston Hines

2010

#12 • WR • CHAPEL HILL, N.C.

Inducted in 2010 ... lettered four seasons (1986-87-88-89) ... two-time first team All-America selection in 1988 and 1989 ... three-time All-ACC pick ... consensus first team All-America pick following his senior season in 1989 ... in 1989, named the ACC Player of the Year after catching 61 passes for 1,149 yards and 17 TDs as Duke captured a share of the league title and played in the All American Bowl ... had 68 grabs for 1,067 yards and 10 TDs as a junior and 57 catches for 1,093 yards and 11 TDs during sophomore campaign ... Duke's career leader in receptions (189), receiving yards (3,318), touchdown receptions (38) and 100-yard receiving games (17) ... remains the only player in ACC history to register three 1,000-yard receiving campaigns ... holds league record for TD receptions ... recipient of the McKevlin Award as the top athlete in the ACC in 1989 ... inducted into the Duke Sports Hall of Fame in 1999.

Hines' Receiving Statistics

Year	Rec.	Yards	Avg.	TD
1986	3	9	3.0	0
1987	57	1,093	19.2	11
1988	68	1,067	15.7	10
1989	61	1,149	18.8	17
Total	189	3,318	17.6	38

Howard Jones

1951

COACH • EXCELLO, OHIO

Inducted in 1951 ... served as Duke's head coach in 1924 and compiled a record of 4-5 (.444) in one season with the Blue Devils ... also served as the head coach at Syracuse (1908), Yale (1909 & 1913), Ohio State (1910), Iowa (1916-23) and Southern California (1925-40) ... compiled an overall head coaching record of 194-64-21 (.733) and won five national crowns with Yale (1909) and Southern California (1928, 1931, 1932 & 1939) ... played football at Yale and was a member of three national championship teams (1905, 1906 & 1907).

Steve Lach

1980

#37 • HB • ALTOONA, PA.

Inducted in 1980 ... lettered three seasons (1939-40-41) ... helped Duke to a three-year record of 24-4 and two Southern Conference crowns (1939 & 1941) ... garnered first team All-America recognition in 1941 ... punted for a school single-season record 45.9 average and rushed for 532 yards and 10 TDs in 1941 while helping Duke to a 9-1 record and Rose Bowl berth ... two-time All-Southern Conference choice ... first round pick of the Cardinals in the 1942 NFL Draft ... inducted into the Duke Sports Hall of Fame in 1980.

Lach's Rushing Statistics

Year	Att.	Yards	Avg.	TD
1939	0	0	—	0
1940	46	315	6.8	5
1941	63	532	8.4	10
Total	109	847	7.8	15

George McAfee

1961

#22 • HB • IRONTON, OHIO

Inducted in 1961 ... lettered three seasons (1937-38-39) ... helped Duke to a three-year record of 24-4-1 ... member of two Southern Conference championship squads in 1938 & 1939 ... in 1939, led Duke in rushing, receiving, scoring, kickoff returns, punt returns, interceptions and punting en route to earning first team All-America honors as the Blue Devils went 8-1 ... first round pick of the Chicago Bears in 1940 ... had jersey #5 retired by the Bears ... enshrined in the Pro Football Hall of Fame (1966) ... inducted into the Duke Sports (1975) and North Carolina Sports (1967) Halls of Fame.

McAfee's Rushing Statistics

Year	Att.	Yards	Avg.	TD
1937	48	287	6.0	3
1938	17	22	1.3	0
1939	96	596	6.2	7
Total	161	905	5.6	10

Mike McGee

1990

#68 • G • ELIZABETH CITY, N.C.

Inducted in 1990 ... lettered three seasons (1957-58-59) ... member of Duke's 1957 club that played in the Orange Bowl and finished the year ranked 16th nationally ... first team All-America pick in 1959 ... captured the Outland Trophy as the top interior lineman in the nation ... 1959 ACC Player of the Year ... two-time first team All-ACC choice ... named to both the Silver Anniversary and 50th Anniversary All-ACC squads ... second round draft pick of the NFL's St. Louis Cardinals in 1960 ... served as Duke's head coach from 1971-78 ... enshrined in the Duke Sports (1983) and North Carolina Sports (1991) Halls of Fame.

Bill Murray

1974

COACH • ROCKY MOUNT, N.C.

Inducted in 1962 ... served as Duke's head coach from 1951-65 and compiled a record of 93-51-9 (.637) in 15 seasons ... a 1931 Duke graduate and three-year football letterman (1928-29-30) ... guided Duke to one Southern Conference title (1952) and six ACC crowns (1953, 1954, 1955, 1960, 1961 & 1962) ... ACC Coach of the Year pick in 1954, 1960 & 1962 ... led Duke to appearances in the Orange Bowl (1954 & 1957) and Cotton Bowl (1960) ... head football coach at Delaware from 1940-50, compiling a record of 49-16-2 (.739) ... inducted into the Duke Sports Hall of Fame in 1976.

Ace Parker

1955

#34 • HB • PORTSMOUTH, VA.

Inducted in 1955 ... lettered three seasons (1934-35-36) ... guided Duke to a three-year record of 24-5 ... two-time All-America choice (1935 & 1936) ... Duke's team captain and MVP in 1936 ... played on two Southern Conference championship teams (1935 & 1936) ... second round pick of the NFL's Brooklyn Dodgers in 1937 ... MVP of the NFL in 1940 ... inducted into the Pro Football Hall of Fame in 1972 ... served as an assistant football coach at Duke from 1947-65 ... enshrined in the Duke Sports (1975) and North Carolina Sports (1963) Halls of Fame.

Parker's Rushing Statistics

Year	Att.	Yards	Avg.	TD
1934	86	325	3.8	3
1935	119	884	7.4	10
1936	111	647	5.8	8
Total	316	1,856	5.9	21

Eric Tipton

1965

#20 • FB • PETERSBURG, VA.

Inducted in 1965 ... lettered three seasons (1936-37-38) ... helped Duke to a three-year mark of 25-4-1 ... co-captain and first team All-America pick in 1938 ... All-Southern Conference selection in 1938 ... chosen by the Chicago Cardinals in the 15th round in the 1940 NFL Draft ... inducted into the Duke Sports Hall of Fame in 1976.

Tipton's Rushing Statistics

Year	Att.	Yards	Avg.	TD
1936	112	415	3.7	6
1937	125	594	4.8	7
1938	129	577	4.5	4
Total	366	1,586	4.3	17

Wallace Wade

1955

COACH • TRENTON, TENN.

Inducted in 1955 ... head coach at Duke from 1931-41 and 1946-50 ... compiled an overall record of 110-36-7 (.742) in 16 seasons ... guided Duke to six Southern Conference crowns in 1933, 1935, 1936, 1938, 1939 and 1941 ... coached Duke to Rose Bowl berths in 1938 and 1941 ... head coach at Alabama from 1923-30, posting a 61-13-3 (.812) record with three national titles (1925, 1926 & 1930) ... played college football at Brown (1914-16) ... served as the commissioner of the Southern Conference from 1951-60 ... Duke's football stadium was renamed Wallace Wade Stadium in 1967 ... bronze statue of Wade was erected outside Alabama's Bryant-Denny Stadium in 2006 ... inducted into the Duke Sports Hall of Fame in 1975.

PRO FOOTBALL HALL OF FAME

Sonny Jurgensen

1983

QB • WILMINGTON, N.C.
PHILADELPHIA EAGLES
WASHINGTON REDSKINS

Inducted in 1983 ... fourth round draft choice of the Philadelphia Eagles in 1957 (43rd pick overall) ... played 18 seasons with the Eagles (1957-63) and Washington Redskins (1964-74) ... served as backup to Bobby Thompson (1957) and Norm van Brocklin (1958-60) in Philadelphia before taking starting role in 1961 ... traded on April 1, 1964 from Philadelphia to Washington in exchange for QB Norm Snead and CB Claude Crabb ... won five (1961, 1962, 1966, 1967 & 1969) NFL individual passing titles — sharing the record for most seasons leading the league with Dan Marino ... led the NFL in passing touchdowns twice (1961 & 1967) ... holds the NFL record with eight others for the longest pass completion, hooking up with Gerry Allen for a 99-yard pass versus Chicago on September 15, 1968 ... surpassed 3,000 yards in five seasons, 300 yards in 25 games and 400 yards in five games ... five-time Pro Bowl pick (1961, 1964, 1966, 1967 & 1969) ... helped Philadelphia to the 1960 NFL championship ... was a member of four playoff teams with the Redskins ... rushed for 493 career yards with 15 TDs ... professional career included 18 fourth quarter comebacks and 14 game-winning drives ... retired as the NFL's all-time leading passer ... named to the NFL's All-Decade team for the 1960s ... tabbed to the Eagles Honor Roll in 1987 ... member of the Redskins Ring of Fame ... inducted into the North Carolina Sports Hall of Fame in 1971 ... inducted into the Duke Sports Hall of Fame in 1979 ... on June 13, 2002, was selected as one of the 70 Greatest Redskins as the organization celebrated its 70th anniversary ... inducted into the Orange Bowl Hall of Honor in 2004 ... born August 23, 1934.

Jurgensen's Passing Statistics

Philadelphia Eagles: 1957-63

Washington Redskins: 1964-74

Year	Comp	Att	INT	Pct.	Yards	TD
1957	33	70	8	.471	470	5
1958	12	22	1	.545	259	0
1959	3	5	0	.600	27	1
1960	24	44	1	.545	486	5
1961	235	416	24	.565	3,723	32
1962	196	366	26	.536	3,261	22
1963	99	184	13	.538	1,413	11
1964	207	385	13	.538	2,934	24
1965	190	356	16	.534	2,367	15
1966	254	436	19	.583	3,209	28
1967	288	508	16	.567	3,747	31
1968	167	292	11	.572	1,980	17
1969	274	442	15	.620	3,102	22
1970	202	337	10	.599	2,354	23
1971	16	28	2	.571	170	0
1972	39	59	4	.661	633	2
1973	87	145	5	.600	904	6
1974	107	167	5	.641	1,185	11
Total	2,433	4,262	189	.571	32,224	255

George McAfee

1966

HB • IRONTON, OHIO
CHICAGO BEARS

Inducted in 1966 ... first round draft choice of the Philadelphia Eagles in 1940 (2nd pick overall) ... played with the Chicago Bears (1940-41; 1945-50) ... in eight seasons, recorded 234 points, 5,713 combined net yards and 25 interceptions ... in 1941, led the league in both rushing yards per attempt average (7.3) and total touchdowns (12) ... scored via rush (6), reception (3), punt return (1), kickoff return (1) and interception return (1) ... led the NFL in punt return average in 1948 ... holds career record for punt return average at 12.78 ... named All-NFL in 1941 ... had his jersey number (#5) retired by the Bears ... named to the NFL's 1940s All-Decade Team as voted on by the Pro Football Hall of Fame Selection Committee members ... helped Chicago to NFL Western Division titles in 1940, 1941 and 1946 and to NFL championships in 1940 and 1946 ... returned an interception 35 yards for a touchdown in Chicago's 73-0 win over Washington in the 1940 NFL Championship Game ... from 1942-45, served in the Navy during World War II ... inducted into the College Football Hall of Fame in 1961 ... inducted into the North Carolina Sports Hall of Fame in 1967 ... inducted into the Duke Sports Hall of Fame in 1975 ... born March 13, 1918 ... died March 4, 2009.

McAfee's Rushing Statistics

Chicago Bears: 1940-41; 1945-50

Year	Att.	Yards	Avg.	TD
1940	47	253	5.4	2
1941	65	474	7.3	6
1945	16	139	8.7	3
1946	14	53	3.8	0
1947	63	209	3.3	3
1948	92	392	4.3	5
1949	42	161	3.8	3
1950	2	4	2.0	0
Total	341	1,685	4.9	22

Ace Parker

1972

HB • PORTSMOUTH, VA.
BROOKLYN DODGERS
BOSTON YANKS

Inducted in 1972 ... second round draft choice of the Brooklyn Dodgers in 1937 (13th pick overall) ... played with the Dodgers (1937-41) and Boston Yanks (1945) ... led the NFL in passing in 1938 ... named the NFL's Most Valuable Player in 1940 after passing for 817 yards and 10 touchdowns, rushing for 306 yards and leading the league in PATs as Brooklyn compiled an 8-3 record ... earned All-NFL honors in 1938, 1939 & 1940 ... defensively, registered seven career interceptions for 151 yards and two touchdowns ... played for the New York Yankees of the AAFC in 1946, completing 62-of-115 passes for 763 yards and eight touchdowns ... also played Major League Baseball with the Philadelphia Athletics from 1936-37 ... with the Athletics, played shortstop, second base, third base and outfield and batted .179 (37-of-207) with five doubles, one triple, two home runs and 25 RBI in 94 career games ... missed the 1942-44 seasons while serving in the Armed Services during World War II ... inducted into the College Football Hall of Fame in 1955 ... inducted into the North Carolina Sports Hall of Fame in 1963 ... inducted into the Duke Sports Hall of Fame in 1975 ... born May 17, 1912.

Parker's Rushing Statistics

Brooklyn Dodgers: 1937-41

Boston Yanks: 1945

Year	Att.	Yards	Avg.	TD
1937	34	28	0.8	1
1938	93	253	2.7	2
1939	104	271	2.6	5
1940	89	306	3.4	2
1941	85	301	3.5	0
1945	18	-49	-2.7	0
Total	423	1,110	2.6	10

Parker's Passing Statistics

Brooklyn Dodgers: 1937-41

Boston Yanks: 1945

Year	Comp	Att	INT	Pct.	Yards	TD
1937	28	61	7	.459	514	1
1938	63	148	7	.426	865	5
1939	72	157	13	.459	977	4
1940	49	111	7	.441	817	10
1941	51	102	8	.500	639	2
1945	10	24	5	.417	123	0
Total	273	603	47	.453	3,935	22

NFL DRAFT PICKS

Year	Rd	Pick	Player, Team
1936	6	9 (54)	Gus Durner, Giants
1937	2	3 (13)	Ace Parker, Dodgers
1938	6	5 (45)	Joe Brunansky, Cardinals
	12	8 (108)	Elmore Hackney, Giants
1939	8	5 (65)	Dan Hill, Dodgers
	12	8 (108)	Bob O'Mara, Redskins
	15	8 (138)	Eric Tipton, Redskins
1940	1	2 (2)	George McAfee, Eagles
	4	4 (29)	Bill Bailey, Dodgers
	12	8 (108)	Allen Johnson, Redskins
	16	8 (148)	Bolo Perdue, Redskins
	18	6 (166)	Frank Ribar, Lions
1941	9	5 (75)	Jasper Davis, Lions
	16	2 (142)	Wes McAfee, Steelers
	19	9 (179)	Alex Winterson, Bears
1942	1	4 (4)	Steve Lach, Cardinals
	7	8 (58)	Tommy Prothro, Giants
	9	6 (76)	Frank Swiger, Redskins
	13	8 (118)	Bob Barnett, Giants
1943	9	3 (73)	Moffatt Storer, Cardinals
1944	3	9 (25)	Bob Gantt, Steelers
	10	5 (92)	Ernie Beamer, Giants
	15	8 (150)	Bill Milner, Bears
	17	7 (171)	Tom Davis, Redskins
	23	6 (236)	John Perry, Packers
	24	1 (242)	Bob Nanni, Cardinals
1945	13	1 (121)	Buddy Luper, Cardinals
	15	2 (144)	Gordon Carver, Cardinals
	17	3 (167)	Ben Cittadino, Cardinals
	27	3 (277)	Glen Stough, Steelers
	28	1 (286)	Garland Williams, Cardinals
	29	6 (302)	Frank Irwin, Redskins
1946	2	3 (13)	George Clark, Steelers
	4	4 (29)	Ernie Knotts, Bears
	12	5 (105)	Al Bush, Giants
	16	7 (147)	Kelly Mote, Lions
	18	1 (161)	Frank Irwin, Cardinals
	21	10 (200)	Cliff Lewis, Rams
	23	3 (213)	Bill Leitheiser, Steelers
	24	2 (222)	Mike Karmazin, Yanks
	29	5 (275)	Steve Lucas, Giants
	30	1 (281)	Jim LaRue, Cardinals
1947	14	2 (117)	Leo Long, Yanks
	15	6 (131)	Buddy Mulligan, Cardinals
	25	3 (228)	Hal Mullins, Redskins
1948	20	9 (184)	Fred Folger, Steelers
	28	8 (263)	Fred Hardison, Bears
1949	2	3 (14)	Al DeRogatis, Giants
	10	1 (92)	Bill Davis, Lions
	20	6 (197)	Lloyd Eisenberg, Rams
	21	7 (208)	Tommy Hughes, Redskins
	21	8 (209)	Jim Duncan, Bears
1950	5	7 (60)	Louis Allen, Steelers
1951	8	1 (87)	Billy Cox, Redskins
	24	3 (282)	Tom Powers, Redskins
1952	19	9 (226)	Blaine Earon, Lions
	23	10 (275)	Bob Bickel, Giants
1953	12	4 (137)	Jim Lawrence, Bears
	12	7 (140)	Carson Leach, 49ers
	17	12 (205)	Ray Green, Lions
	18	5 (210)	Carl Holben, Steelers
	22	10 (263)	Byrd Looper, Browns
	24	12 (289)	Truett Grant, Lions
	30	5 (354)	Lou Tepe, Steelers

Year	Rd	Pick	Player, Team
1954	3	5 (30)	Ed Meadows, Bears
	12	1 (134)	Howard Pitt, Cardinals
	21	12 (253)	Jack Kistler, Lions
	22	11 (264)	Lloyd Caudle, Browns
	24	12 (289)	Bobby Burrows, Lions
1955	14	8 (165)	Nick McKeithan, 49ers
	18	1 (206)	Fred Campbell, Cardinals
	23	10 (275)	Jerry Barger, Bears
1956	3	8 (33)	Bob Pascal, Colts
	14	1 (158)	Ronnie Falls, Lions
	23	7 (272)	Jesse Birchfield, Packers
	29	8 (345)	Jim Nelson, Giants
1957	4	6 (43)	Sonny Jurgensen, Eagles
	8	1 (86)	Hal McElhaney, Eagles
	8	3 (88)	Roy Hord, Rams
	20	7 (236)	Sid DeLoatch, 49ers
	23	9 (274)	Milt Konicek, Cardinals
	26	2 (303)	Buddy Bass, Packers
	26	7 (308)	Tom Topping, 49ers
1958	3	9 (34)	Buzz Guy, Browns
	6	3 (64)	John Kersey, Eagles
	8	11 (96)	Bert Lattimore, Browns
	12	11 (144)	Bob Brodhead, Browns
	17	8 (201)	Jack Harrison, Giants
	18	4 (209)	Phil Dupler, Bears
	22	7 (260)	Bill Thompson, Steelers
	29	9 (346)	Doug Padgett, Colts
1959	3	2 (26)	Wray Carlton, Eagles
	16	9 (189)	Ted Royal, Rams
	23	10 (274)	Jim Gardner, Browns
	29	5 (341)	Dave Sime, Lions
1960	2	2 (14)	Mike McGee, Cardinals
	9	4 (100)	Dwight Bumgarner, Redskins
	13	7 (151)	Bob Spada, Bears
1961	9	3 (115)	Joel Arrington, Redskins
	13	13 (181)	Jack Wilson, Browns
	18	8 (246)	Art Browning, Cardinals
1962	9	9 (121)	Walt Rappold, Colts
1963	12	3 (157)	Chuck Walker, Cardinals
1964	9	14 (126)	Jay Wilkinson, Bears
1965	1	14 (14)	Mike Curtis, Colts
	10	12 (138)	Chuck Drulis, Cardinals
	13	6 (174)	Biff Bracy, Redskins
	17	11 (235)	Sonny Odom, Lions
1966	6	14 (94)	Earl Yates, Redskins
	16	15 (245)	Rod Stewart, Colts
1967	1	18 (18)	Bob Matheson, Browns
	2	15 (41)	Dave Dunaway, Packers
1968	7	26 (191)	Andy Beath, Packers
1970	11	14 (274)	Robert Morris, Oilers
1971	3	7 (59)	Leo Hart, Falcons
	5	15 (119)	Phil Asack, Chargers
	7	7 (163)	Wes Chesson, Falcons
1972	7	8 (164)	Ernie Jackson, Saints
1973	5	11 (115)	Steve Jones, Rams
	6	26 (156)	Ed Newman, Dolphins
	13	13 (325)	Robert Parrish, Jets
	15	7 (371)	Melvin Parker, Cardinals
1974	12	5 (291)	John Ricca, Jets
1975	8	19 (201)	John Hill, Bills
1977	4	17 (101)	Billy Bryan, Broncos
	6	3 (142)	Tony Benjamin, Seahawks
	7	4 (171)	Bob Grupp, Jets
1978	3	8 (64)	Lyman Smith, Dolphins

Year	Rd	Pick	Player, Team
1979	9	14 (234)	Carl McGee, Browns
1982	3	1 (56)	Cedric Jones, Patriots
	4	25 (108)	Charles Bowser, Dolphins
	5	23 (134)	Dennis Tabron, Bears
1983	5	11 (123)	Chris Castor, Seahawks
1984	6	8 (148)	Ben Bennett, Falcons
1987	1	5 (5)	Mike Junkin, Browns
1988	12	23 (328)	Steve Slayden, Browns
1989	3	18 (74)	Anthony Dilweg, Packers
1990	9	18 (238)	Clarkston Hines, Bills
	12	16 (320)	Chris Port, Saints
1992	1	1 (1)	*Dave Brown, Giants
1996	4	26 (121)	Ray Farmer, Eagles
	6	36 (203)	Spence Fischer, Steelers
	7	14 (223)	Jon Merrill, Vikings
1998	6	36 (189)	Patrick Mannely, Bears
1999	2	30 (61)	Lennie Friedman, Broncos
2000	6	7 (173)	Chris Combs, Steelers
2004	6	1 (166)	Shawn Johnson, Raiders
	7	2 (203)	Drew Strojny, Giants
2007	7	5 (215)	Ben Patrick, Cardinals

*Dave Brown was selected with the No. 1 overall pick by the New York Giants in the 1992 Supplemental Draft

AFL DRAFT PICKS

Year	Rd	Pick	Player, Team
1960	—	—	Jim Gardner, Boston
	—	—	Dwight Bumgarner, Buffalo
	—	—	Mike McGee, Houston
	—	—	Bob Spada, Boston
1961	4	—	Tee Moorman, Dallas
1962	26	—	Walt Rappold, Dallas
	32	—	Joel Arrington, Dallas
	33	—	Jack Wilson, Dallas
1965	3	—	Mike Curtis, Kansas City
1966	7	—	Scotty Glacken, Denver
1969	2	—	Al Woodall, New York
	17	—	Fred Zirke, New York

USFL DRAFT PICKS

Year	Rd	Pick	Player, Team
1983	5	5 (53)	Chris Castor, Tampa Bay
	11	5 (125)	Tim Bumgarner, Birmingham
	11	12 (132)	Robert Oxendine, Tampa Bay
	13	12 (156)	Greg Boone, Tampa Bay
	23	12 (276)	Carl Franks, Tampa Bay
1984	—	—	Ben Bennett, Jacksonville

CFL DRAFT PICKS

Year	Rd	Pick	Player, Team
2005	1	4 (4)	Chris Best, Saskatchewan
2010	4	4 (27)	Chris Rwabukamba, Hamilton

ALL-TIME NFL ROSTER

Phillip Alexander, DE	Houston (2006)
Louis Allen, T	Pittsburgh (1950-51)
Troy Andrew, C	Miami (2001-03) San Diego (2004)
Phil Asack, DE	San Diego (1971-72)
Bill Bailey, E	Brooklyn (1940-41)
Patrick Bailey, LB	Pittsburgh (2008-10)
Sam Bailey, E	Boston (1946)
Brian Baldinger, G	Dallas (1982-87) Indianapolis (1988-91) Philadelphia (1992-94)
Tony Benjamin, RB	Seattle (1977-79)
Ben Bennett, QB	Cincinnati (1987) Dallas (1987) Chicago (1988)
Leonard Black, E	Washington (1958)
Greg Boone, RB	Tampa Bay (1987)
Charles Bowser, LB	Miami (1982-86)
Bob Brodhead, QB	Buffalo (1960)
Dave Brown, QB	N.Y. Giants (1992-97) Arizona (1998-01)
Billy Bryan, C	Denver (1977-89)
Casey Camero, DT	Tampa Bay (2007)
Joe Cardwell, T	Pittsburgh (1937-38)
Wray Carlton, RB	Buffalo (1960-67)
Chris Castor, WR	Seattle (1983-85)
Wes Chesson, WR	Atlanta (1971-73) Philadelphia (1973-74)
Darius Clark, LB	Denver (2000-02)
Chris Combs, DT	Pittsburgh (2000-02) Jacksonville (2003)
Billy Cox, B	Washington (1951-52, 1955)
Fred Crawford, T	Chicago (1935)
Mike Curtis, LB	Baltimore (1965-75) Seattle (1976) Washington (1977-78)
Randy Cuthbert, RB	Pittsburgh (1993)
Al DeRogatis, T	N.Y. Giants (1949-52)
Anthony Dilweg, QB	Green Bay (1989-90)
Chris Douglas, RB	N.Y. Giants (2004)
Dave Dunaway, WR	Atlanta (1968)
Green Bay (1968)	N.Y. Giants (1969)
Terrence Dupree, TE	San Francisco (2000)
Blaine Earon, E	Detroit (1952-53)
Chike Egbuniwe, LB	Dallas (1997-99)
Jamal Ellis, CB	Denver (1995-96)
Ray Farmer, LB	Philadelphia (1996-98)
John Farquhar, TE	Pittsburgh (1996-97) New Orleans (1997-99)
Ryan Fowler, LB	Dallas (2004-06) Tennessee (2007-09) N.Y. Jets (2009-10)
Lennie Friedman, OG	Denver (1999-02) Washington (2003-04) Chicago (2005) Cleveland (2006-08)
Scotty Glacken, QB	Denver (1966-67)
Cameron Goldberg, T	Kansas City (2009)
Billy Granville, LB	Cincinnati (1997-00) Houston (2002)
Bob Grupp, P	Kansas City (1979-82)
Melwood Guy, T	N.Y. Giants (1959) Dallas (1960) Houston (1961) Denver (1962)

Leo Hart, QB	Atlanta (1971) Buffalo (1972-73)
Howard Hartley, B	Washington (1948) Pittsburgh (1949-52)
Clarkston Hines, WR	Buffalo (1990)
Bernard Holsey, DE	N.Y. Giants (1996-99) Indianapolis (2000) Washington (2003) St. Louis (2004)
Roy Hord, G	Los Angeles (1960-62) Philadelphia (1962) N.Y. Jets (1963)
Ernie Jackson, DB	New Orleans (1972-77) Atlanta (1978) Detroit (1979)
Robert Jackson, G	Cleveland (1975-85)
Cedric Jones, WR	New England (1982-90)
Steve Jones, RB	Buffalo (1973-74) St. Louis (1974-78)
Mike Junkin, LB	Cleveland (1987-88) Kansas City (1989)
Sonny Jurgensen, QB	Philadelphia (1957-63) Washington (1964-74)
Mike Karmazin, T	N.Y. Yankees (1946)
Bill Khayat, TE	Kansas City (1996) Carolina (1997)
Steve Lach, B	Chicago Cardinals (1942) Pittsburgh (1946-47)
Cliff Lewis, QB	Cleveland (1950-51)
Kevin Lewis, LB	N.Y. Giants (2000-05)
Thaddeus Lewis, QB	St. Louis (2010)
Shawn Lynch, C	Kansas City (2002) Miami (2003-04) Minnesota (2005) Arizona (2005-06)
Patrick Mannelly, C	Chicago (1998-10)
Ben Mayes, DL	Houston (1969)
George McAfee, B	Chicago (1940-41; 45-50)
Wes McAfee, B	Philadelphia (1941)
Robert McDonough, G	Philadelphia (1942-46)
Carl McGee, LB	Cleveland (1979) San Diego (1980-81)
Mike McGee, G	St. Louis (1960-62)
Bob Matheson, LB	Cleveland (1967-70) Miami (1971-80)
Ed Meadows, E	Chicago (1954; 56-57) Pittsburgh (1955) Philadelphia (1958) Washington (1959)
John Miller	Houston (2002)
Ted Million, C	Minnesota (1987)
Bill Milner, G	Chicago (1947-49) N.Y. Giants (1950)
Brandon Moore, OT	New England (1993-95)
Scottie Montgomery, WR	Denver (2000-02); Oakland (2003)
Kelly Mote, E	N.Y. Giants (1950-52)
Ed Newman, G	Miami (1973-86)
Ayanga Okpokowuruk, DE	N.Y. Giants (2010)
Ben Patrick, TE	Arizona (2007-10)
Joel Patten, T	Cleveland (1980-82) Indianapolis (1987-88) San Diego (1989-90) L.A. Raiders (1991)

Ace Parker, B	Brooklyn Dodgers (1937-41) Boston Yanks (1945)
Willard Perdue, E	N.Y. Giants (1944)
Alex Piasecky, E	Philadelphia (1942) Washington (1943-45)
Chris Port, OG	New Orleans (1990-95)
Calen Powell, TE	Seattle (2005) New Orleans (2007)
Vincent Rey, LB	Cincinnati (2010)
Frank Ribar, G	Washington (1943)
Eron Riley, WR	Baltimore (2009-10)
Tawambi Settles, FS	Jacksonville (1998-99) N.Y. Giants (2000) Atlanta (2003)
Ed Sharkey, G	Cleveland (1952) Philadelphia (1954-55)
Gannon Shepherd, OT	Jacksonville (2000-01) Atlanta (2002) Houston (2003)
Frank Sinkovitz, C	Pittsburgh (1947-52)
Steve Slayden, QB	Cleveland (1988)
Lyman Smith, T	Miami (1978) Minnesota (1979)
Glen Stough, T	Pittsburgh (1945)
Drew Strojny, OT	Philadelphia (2004) Tampa Bay (2005) St. Louis (2006)
Michael Tauiliili, LB	Indianapolis (2009)
Lou Tepe, C	Pittsburgh (1953-55)
Corey Thomas, WR	Detroit (1998-99) Miami (2000) Kansas City (2001)
Orrin Thompson, OL	Miami (2005-06) Green Bay (2007-08) N.Y. Giants (2009)
Emmett Tilley, LB	Miami (1983-84)
J. Denis Turner, G	N.Y. Giants (1977-84) Washington (1984)
Chuck Walker, DT	St. Louis (1964-72); Atlanta (1972-75)
Al Woodall, QB	N.Y. Jets (1969-74)
Matt Zielinski, DT	Baltimore (2004-05)

SUPER BOWL

Patrick Bailey, Pittsburgh Steelers	Super Bowl XLIII
Charles Bowser, Miami Dolphins	Super Bowl XVII
	Super Bowl XIX
Billy Bryan, Denver Broncos	Super Bowl XII
	Super Bowl XXI
	Super Bowl XXII
	Super Bowl XXIV
Mike Curtis, Baltimore Colts	Super Bowl III
	Super Bowl V
Sonny Jurgensen, Washington Redskins	Super Bowl VII
Cedric Jones, New England Patriots	Super Bowl XX
Kevin Lewis, New York Giants	Super Bowl XXXV
Patrick Mannely, Chicago Bears	Super Bowl XLI
Bob Matheson, Miami Dolphins	Super Bowl VI
	Super Bowl VII
	Super Bowl VIII
Ed Newman, Miami Dolphins	Super Bowl VIII
	Super Bowl XVII
	Super Bowl XIX
Ben Patrick, Arizona Cardinals	Super Bowl XLIII

NFL ALL-PRO

Mike Curtis	1968 (Baltimore Colts)
	1969 (Baltimore Colts)
Al DeRogatis	1951 (New York Giants)
	1952 (New York Giants)
Bob Grupp	1979 (Kansas City Chiefs)
Sonny Jurgensen	1961 (Philadelphia Eagles)
	1967 (Washington Redskins)
	1969 (Washington Redskins)
George McAfee	1941 (Chicago Bears)
Ed Newman	1981 (Miami Dolphins)
	1982 (Miami Dolphins)
	1983 (Miami Dolphins)
	1984 (Miami Dolphins)
Ace Parker	1940 (Brooklyn Dodgers)

NFL MVP

Ace Parker	1940 (Brooklyn Dodgers)
------------	-------------------------

NFL RECORD HOLDER

George McAfee	Career Punt Return Average
	12.78 (112-1,431)

RETIRED JERSEY

George McAfee	#5	Chicago Bears
---------------	----	---------------

DUKE QUARTERBACKS (1950-present)

Bob Albright
Pretty Prairie, Kan.

Opponent	C-A	Yds	TD	Int
Alabama ¹	8-13	103	2	1
Washington ²	6-16	70	0	1
Stanford ³	4-13	18	1	1
Virginia ⁴	0-0	0	0	0
N.C. State	6-17	125	0	1
Clemson ⁵	0-1	0	0	0
Maryland	— DNP —			
Navy	— DNP —			
Georgia Tech	— DNP —			
Wake Forest	— DNP —			
North Carolina	0-1	0	0	1

Year	G/GS	Cmp	Att	Pct.	Yards	TD	Int
1972	7/5	24	61	.393	316	3	5
Total	7/5	24	61	.393	316	3	5

- Born November 3, 1951
- Jersey #3
- Lettered one season (1972)
- Career rushing: 45-(-4) (-0.09 avg.)

Don Altman
Freeport, Pa.

Opponent	C-A	Yds	TD	Int
South Carolina	1-1	58	1	0
Ohio State	2-2	16	0	0
Rice	1-2	7	0	1
Pittsburgh	4-7	32	0	0
Army ¹	1-3	7	0	0
N.C. State ²	3-4	26	0	0
Georgia Tech	0-1	0	0	0
Clemson ³	0-0	0	0	0
Wake Forest	2-3	15	0	0
North Carolina	5-7	53	0	1

1960

Opponent	C-A	Yds	TD	Int
South Carolina ⁴	14-19	150	1	0
Maryland ⁵	1-4	9	0	0
Michigan ⁶	11-18	86	0	2
N.C. State ⁷	0-3	0	0	0
Clemson ⁸	7-9	43	0	0
Georgia Tech ⁹	9-10	71	0	1
Navy ¹⁰	7-9	51	0	0
Wake Forest ¹¹	6-8	54	1	0
North Carolina ¹²	5-8	25	0	0
UCLA ¹³	8-16	63	0	3

Year	G/GS	Cmp	Att	Pct.	Yards	TD	Int
1959	10/3	19	30	.633	214	1	2
1960	10/10	68	104	.654	552	2	6
Total	20/13	87	134	.649	766	3	8

- Born March 14, 1939
- Jersey #14
- Lettered two seasons (1959-60)
- Academically ineligible in 1958
- First collegiate pass covered 58 yards to Tee Moorman for TD against South Carolina on September 19, 1959
- First career start came against Army on October 17, 1959; completed one-of-three (.333) passes for seven yards in a 21-6 home loss
- Started all 10 games in 1960, leading Duke to a 7-3 regular season record, the ACC championship and berth in the Cotton Bowl
- Enjoyed a four-game stretch in weeks five-eight in 1960 by completing 29-of-36 (.806) passes for 219 yards in four straight wins over Clemson, Georgia Tech, Navy & Wake Forest
- In Duke's 7-6 win over Arkansas in the Cotton Bowl in January 1, 1961, completed 12-of-15 (.800) passes for 83 yards including game-winning nine-yard TD strike to Tee Moorman with 2:45 remaining in the game
- Led the ACC in pass completion percentage (.654) in 1960
- 2nd team All-ACC, 1960
- Career rushing: 19-(-73) (-3.84 avg.)
- Career kickoff return: 1-14 (14.00 avg.)
- Career punt return: 3-32 (10.67 avg.)
- Career defense: 4 INTs
- Lettered two seasons (1960-61) as a right-handed pitcher on the Duke baseball team
- In 1960, went 8-2 with an 0.82 ERA, hurling 87.2 innings and allowing 74 hits and 8 earned runs with 58 strikeouts and 29 walks
- In 1961, compiled a record of 6-3 with a 2.44 ERA, surrendering 74 hits and 22 earned runs with 47 strikeouts and 19 walks in 81.0 innings
- Helped Duke to a 16-11 mark in 1961 including a berth in the College World Series
- Two-time All-ACC pick in baseball (1st team in 1960; 2nd team in 1961)
- Forewent final year of eligibility by signing professional baseball contract in the spring of 1961

Zack Asack
Westwood, Mass.

Opponent	C-A	Yds	TD	Int
East Carolina	— DNP —			
Virginia Tech	— DNP —			
VMI	4-4	38	1	0
Virginia	7-13	87	1	2
Navy ¹	12-16	111	0	1
Miami ²	4-15	8	0	0
Georgia Tech ³	9-28	90	1	2
Florida State ⁴	9-18	52	0	0
Wake Forest	9-17	97	1	1
Clemson ⁵	26-43	328	1	1
North Carolina ⁶	10-26	155	0	1

2007

Opponent	C-A	Yds	TD	Int
Connecticut	1-1	6	0	0
Virginia	1-5	8	0	0
Northwestern	— DNP —			
Navy	— DNP —			
Miami (Fla.)	— DNP —			
Wake Forest	— DNP —			
Virginia Tech	1-4	3	0	0
Florida State	— DNP —			
Clemson	2-3	10	0	0
Georgia Tech	— DNP —			
Notre Dame	2-5	17	0	0
North Carolina	3-4	-4	0	0

2008

Opponent	C-A	Yds	TD	Int
James Madison	1-3	5	0	0
Northwestern	5-5	38	0	0
Navy	0-1	0	0	0
Virginia	1-1	14	0	0
Georgia Tech	0-1	0	0	0
Miami (Fla.)	3-5	22	0	0
Vanderbilt	0-0	0	0	0
Wake Forest	1-1	2	1	0
N.C. State	0-0	0	0	0
Clemson	10-22	61	1	2
Virginia Tech ⁷	2-9	20	0	4
North Carolina	— DNP —			

Year	G/GS	Cmp	Att	Pct.	Yards	TD	Int
2005	9/6	90	180	.500	966	5	8
2006	— Not a member of the program —						
2007	6/0	10	22	.455	40	0	0
2008	11/1	23	48	.479	162	2	6
Total	26/7	123	250	.492	1,168	7	14

- Born March 2, 1987
- Jersey #13
- Lettered three seasons (2005-07-08)
- First career start came on October 1, 2005 against Navy; completed 12-of-16 (.750) passes for 111 yards and rushed 17 times for 56 yards; became the first true freshman to start at QB for Duke since Steve Slayden in 1984 in a 28-21 home loss
- Departed 2006 spring practice as the starter, but was dismissed from school on July 18, 2006 due to an academic violation
- Spent the 2006 season working as an assistant ball boy for the NFL's New England Patriots
- Returned to the program and served as the backup to starter Thaddeus Lewis in 2007-08
- Came off the bench to replace Lewis (leg injury) at Clemson on November 15, 2008; completed 10-of-22 (.455) passes for 61 yards with one TD and two INTs in a 31-7 road loss
- Started the next week at Virginia Tech on November 22; completed two-of-nine (.222) passes for 20 yards with four INTs in a 14-3 road loss
- Moved to defensive back in the spring of 2009, but was dismissed from the program following an academic violation on May 29, 2009
- HM Freshman All-America, 2005 (*Sporting News*)
- Career rushing: 144-290 (2.01 avg.; 4 TDs)
- Career punting: 1-29 (29.00 avg.)
- Father, Phil, lettered three years in football at Duke (1968-69-70)
- Brother, Paul, is a current member of the Duke football program

Bill Bailey

Raleigh, N.C.

1956				
Opponent	C-A	Yds	TD	Int
South Carolina	— DNP —			
Virginia	2-2	13	0	0
Tennessee	— DNP —			
Southern Methodist	— DNP —			
Pittsburgh	— DNP —			
N.C. State	— DNP —			
Georgia Tech	— DNP —			
Navy	— DNP —			
Wake Forest	— DNP —			
North Carolina	— DNP —			

Year	G/GS	Cmp	Att	Pct.	Yards	TD	Int
1956	1/0	2	2	1.000	13	0	0
Total	1/0	2	2	1.000	13	0	0

- Born December 8, 1934
- Jersey #15
- Played on the freshman team in 1954
- Did not see game action in 1955
- Played in one game in 1956, completing both pass attempts for 13 yards in Duke's 40-7 win over Virginia on September 29, 1956
- Career rushing: 1-(-5) (-5.0 avg.)
- Career punting: 1-36 (36.00 avg.)

Jerry Barger

Salisbury, N.C.

1951				
Opponent	C-A	Yds	TD	Int
South Carolina ¹	9-12	146	1	0
Pittsburgh ²	0-5	0	0	1
Tennessee ³	3-7	21	0	2
N.C. State ⁴	1-2	18	0	1
Virginia Tech ⁵	5-12	47	0	2
Virginia ⁶	3-8	44	0	1
Georgia Tech ⁷	3-4	24	0	0
Wake Forest ⁸	2-6	22	0	2
William & Mary ⁹	4-6	42	0	0
North Carolina ¹⁰	1-2	2	0	1

1952

Opponent	C-A	Yds	TD	Int
Washington & Lee	— DNP —			
Southern Methodist	— DNP —			
Tennessee	— DNP —			
South Carolina	0-1	0	0	0
N.C. State	4-7	50	1	0
Virginia	0-0	0	0	0
Georgia Tech	1-2	4	0	1
Navy	0-1	0	0	0
Wake Forest	0-0	0	0	0
North Carolina	0-1	0	0	0

1953

Opponent	C-A	Yds	TD	Int
South Carolina	0-0	0	0	0
Wake Forest	0-0	0	0	0
Tennessee ¹¹	2-5	47	1	1
Purdue ¹²	3-3	124	1	0
Army ¹³	1-3	8	0	0
N.C. State	1-3	10	0	1
Virginia ¹⁴	2-8	48	1	0
Navy ¹⁵	3-5	29	0	1
Georgia Tech ¹⁶	2-6	25	0	2
North Carolina ¹⁷	2-4	62	1	0

1954

Opponent	C-A	Yds	TD	Int
Pennsylvania ¹⁸	0-3	0	0	1
Tennessee ¹⁹	3-10	40	0	1
Purdue ²⁰	3-4	39	0	0
Army ²¹	1-3	-9	0	0
N.C. State ²²	4-8	92	1	0
Georgia Tech ²³	5-7	63	1	0
Navy ²⁴	3-10	35	0	5
Wake Forest ²⁵	5-9	84	1	1
South Carolina ²⁶	4-8	114	1	1
North Carolina ²⁷	4-6	63	0	0

Year	G/GS	Cmp	Att	Pct.	Yards	TD	Int
1951	10/10	31	64	.484	366	1	10
1952	7/0	5	12	.417	54	1	1
1953	10/7	16	37	.432	353	4	5
1954	10/10	32	68	.471	521	3	9
Total	37/27	84	181	.464	1,294	9	25

- Born January 24, 1932
- Jersey #36
- Lettered four seasons (1951-52-53-54)
- First career start came against South Carolina in the season-opener on September 22, 1951; Southern Conference Rookie of the Week after completing nine-of-12 (.750) passes for 146 yards and one TD in a 34-6 road win
- Missed first three games of the 1952 season due to injury
- In Duke's 20-14 win over Purdue on October 10, 1953, completed three-of-three (1.000) pass attempts for 124 yards and one TD and scored the game-winning TD on a seven-yard rush with 39 seconds remaining in the fourth quarter
- On October 30, 1954 against Georgia Tech, completed five-of-seven (.714) passes for 63 yards and one TD as Duke rallied from a 20-0 deficit late in the third period for a 21-20 home win; directed game-winning drive that resulted in a four-yard TD run by Ed Post with 40 seconds left in the fourth period
- In final regular season game -- a 47-12 win over North Carolina on November 27, 1954 -- completed four-of-six (.667) passes for 63 yards, recorded three INTs on defense, returned one punt for eight yards, returned one kickoff for 13 yards and successfully booted one PAT
- In Duke's 34-7 win over Nebraska in the Orange Bowl on January 1, 1955, completed seven-of-nine (.778) passes for 82 yards and two TDs while rushing five times for 13 yards
- Career rushing: 290-519 (1.79 avg.; 10 TDs)
- Career receiving: 1-5 (5.0 avg.)
- Career kickoff return: 13-288 (22.15 avg.)
- Career punt return: 24-250 (10.42 avg.)
- Career punting: 54-1,790 (33.15 avg.)
- Career defense: 13 INTs
- ACC Player of the Year, 1954
- 1st team All-ACC, 1954
- Duke MVP, 1954
- Selected in the 23rd round (275th overall pick) of the 1955 NFL Draft by the Chicago Bears
- Inducted into the Duke Sports Hall of Fame in 1996

Ben Bennett

Sunnyvale, Calif.

1980				
Opponent	C-A	Yds	TD	Int
East Carolina ¹	11-23	128	1	1
Auburn ²	8-19	85	0	3
Virginia ³	11-23	134	1	3
Indiana	10-26	163	1	2
South Carolina ⁴	16-26	112	1	1
Clemson ⁵	21-31	257	1	1
Maryland ⁶	11-24	146	1	1
Georgia Tech ⁷	14-24	181	1	2
Wake Forest ⁸	38-62	469	0	4
N.C. State ⁹	17-34	236	2	3
North Carolina ¹⁰	17-38	139	2	4

1981

Opponent	C-A	Yds	TD	Int
Ohio State ¹¹	18-37	234	2	2
South Carolina	0-0	0	0	0
Virginia	— DNP —			
East Carolina	— DNP —			
Virginia Tech	9-16	113	1	1
Clemson ¹²	17-25	243	1	1
Maryland ¹³	31-46	397	2	0
Georgia Tech ¹⁴	8-17	104	0	1
Wake Forest ¹⁵	8-20	68	1	1
N.C. State ¹⁶	6-10	84	0	1
North Carolina ¹⁷	13-31	202	0	1

1982

Opponent	C-A	Yds	TD	Int
Tennessee	19-29	288	1	0
South Carolina ¹⁸	15-24	177	2	0
Virginia ¹⁹	21-30	291	3	0
Navy ²⁰	32-50	363	3	3
Virginia Tech ²¹	20-29	290	2	0
Clemson ²²	20-34	217	1	2
Maryland ²³	25-46	228	1	3
Georgia Tech ²⁴	11-20	186	3	1
Wake Forest ²⁵	21-37	407	2	1
N.C. State ²⁶	27-41	313	1	2
North Carolina ²⁷	25-34	273	1	0

1983

Opponent	C-A	Yds	TD	Int
Virginia ²⁸	25-40	253	3	0
Indiana ²⁹	27-40	290	1	0
South Carolina ³⁰	31-47	326	1	1
Miami (Fla.) ³¹	27-47	162	1	2
Virginia Tech ³²	25-51	234	1	1
Clemson ³³	34-53	367	4	2
Maryland ³⁴	23-43	245	0	1
Georgia Tech ³⁵	27-33	255	0	1
Wake Forest ³⁶	22-32	189	1	2
N.C. State ³⁷	32-48	442	3	1
North Carolina ³⁸	27-35	323	2	1

Year	G/GS	Cmp	Att	Pct.	Yards	TD	Int
1980	11/10	174	330	.527	2,050	11	25
1981	9/7	110	202	.545	1,445	7	8
1982	11/10	236	374	.631	3,033	20	12
1983	11/11	300	469	.640	3,086	17	12
Total	42/38	820	1,375	.596	9,614	55	57

- Born May 5, 1962
- Jersey #14
- Lettered four seasons (1980-81-82-83)
- First career start came as a true freshman on September 6, 1980; completed 11-of-23 (.478) passes for 128 yards with one TD and one INT in a 35-10 home season-opening loss to East Carolina
- After starting the first three weeks of the year, came off the bench against Indiana on October 4, 1980; ACC Rookie of the Week after completing 10-of-26 (.385) passes for 163 yards with one TD and two INTs in a 31-21 road loss to the Hoosiers
- ACC Offensive Back of the Week after completing 21-of-31 (.677) passes for 257 yards with one TD and one INT in a 34-17 road win over Clemson on October 18, 1980
- ACC Offensive Back of the Week after setting NCAA single-game freshman records for pass completions (38), pass attempts (62) and passing yards (469) in a 27-24 home loss to Wake Forest on November 8, 1980

- The 38 pass completions stood as the Duke single-game record until Thaddeus Lewis completed 40 passes against N.C. State on October 10, 2009
- The 62 pass attempts continue to stand as the Duke single-game record, and the standard was matched by Steve Stayden against N.C. State on November 14, 1987
- The 469 passing yards stood as the Duke single-game record until Anthony Dilweg threw for 475 yards against Wake Forest on November 5, 1988
- Suffered shoulder injury in 1981 season-opener versus Ohio State and did not play quarterback until week five against Virginia Tech (punted against South Carolina in week two and sat out games versus Virginia and East Carolina)
- On September 4, 1982 against Tennessee, set school record for longest pass completion with 88-yard throw to Chris Castor; record stood until Dave Brown's 97-yard pass to Clarkston Hines against Wake Forest on November 4, 1989
- ACC Offensive Back of the Week after completing 21-of-30 (.700) passes for 291 yards with three TDs in a 51-17 home win over Virginia on September 25, 1982
- On October 2, 1982 against Navy, set school records for passing yards in a quarter (262 in 4th) and half (323 in 2nd), and pass completions in a quarter (20 in 4th) and half (25 in 2nd); yardage record for quarter continues to stand while record for half stood until David Green threw for 335 yards in the second half against Georgia Tech on November 15, 1997; completions records continue to stand
- Broke Leo Hart's school career passing record (6,116) on November 13, 1982 against N.C. State and held the standard until Thaddeus Lewis topped the mark on November 21, 2009 against Miami (Fla.)
- ACC Offensive Back of the Week and *Sports Illustrated* National Player of the Week after completing 25-of-34 (.735) passes for 273 yards and the game-winning five-yard touchdown pass to Carl Franks at the 12:06 mark of the 4th period in a 23-17 home win over North Carolina on November 20, 1982
- In 1982, became the first QB in ACC history to throw for 3,000+ yards in a single season
- Led the ACC in pass efficiency in 1982 (142.5)
- Led the ACC in total offense in 1982 (262.3 ypg)
- Broke Leo Hart's school career total offense record (6,267) on September 3, 1983 against Virginia and held the standard until Spence Fischer eclipsed the mark on November 18, 1995 against North Carolina
- ACC Offensive Back of the Week pick after completing 32-of-48 (.667) passes for 442 yards with three TDs and one INT in a 27-26 home win over N.C. State on November 12, 1983
- ACC Offensive Back of the Week pick after completing 27-of-35 (.771) passes for 323 yards with two TDs and one INT in a 34-27 road loss to North Carolina on November 19, 1983; broke BYU QB Jim McMahon's NCAA career passing record (9,536) and held the standard until Boston College's Doug Flutie surpassed the mark on November 10, 1984 against Army; Flutie finished his career with 10,579 career passing yards
- Led the ACC in total offense in 1983 (268.2 ypg)
- Finalist, Davey O'Brien Award, 1983
- ACC Rookie of the Year, 1980
- First team All-ACC, 1982
- ACC Player of the Year, 1982 (*Associated Press*)
- First team All-ACC, 1983
- ACC Player of the Year, 1983 (*Associated Press & Atlantic Coast Sports Media Association*)
- Third team All-America, 1983 (*Associated Press*)
- Career rushing: 207-(-553) (-2.67 avg.; 1 TD)
- Career receiving: 2-13 (6.50 avg.; 1 TD)
- Career punting: 4-171 (42.75 avg.)
- Finished career holding NCAA all-time records for pass completions (820), pass attempts (1,375) and passing yards (9,614)
- Held the ACC career record for passing yards (9,614) until Florida State's Chris Weinke surpassed the mark on November 18, 2000 against Florida; Weinke finished his career with 9,839 passing yards
- Held the ACC career record for total offensive yards (9,061) until Georgia Tech's Shawn Jones surpassed the mark on Nov. 28, 1992 against Georgia; Jones finished his career with 9,296 total yards
- Held the ACC career record for touchdown passes (55) until Florida State's Danny Kanell surpassed the mark on November 18, 1995 against Maryland; Kanell finished his career with 57 touchdown passes
- Represented Duke in the Blue-Gray Football Classic (December 25, 1983 in Montgomery, Ala.), Hula Bowl (January 7, 1984 in Honolulu, Hawaii) and Japan Bowl (January 15, 1984 in Tokyo, Japan)
- In the Blue-Gray Football Classic, helped the Gray squad to a 17-13 victory by throwing a 23-yard touchdown pass to Buford McGhee of Ole Miss with one minute remaining in the fourth period
- Chosen by the USFL's Jacksonville Bulls in the 1984 Territorial Draft (January 4, 1984)

- Sixth round pick of the Atlanta Falcons in the 1984 NFL Draft (May 1, 1984) and waived during preseason camp
- Played in two games during the 1984 season with the Bulls; completed seven-of-13 (.538) passes for 113 yards and one TD before being released on February 7, 1985
- Signed by the Atlanta Falcons on February 26, 1985 and waived during training camp
- Signed by the Houston Oilers on May 13, 1986 and waived in training camp on August 25, 1986
- Signed by the Dallas Cowboys as a strike replacement player on October 3, 1987 and released on October 6, 1987
- Claimed on waivers by the Cincinnati Bengals on October 7, 1987
- Lone appearance for the Bengals came on October 18, 1987 against Cleveland; completed two-of-six (.333) passes for 25 yards with one INT while rushing twice for 17 yards in a 34-0 home loss
- Released from the Bengals on October 19, 1987
- Joined the Chicago Bruisers of the Arena Football League (AFL) for the 1988 season; completed 172-of-323 (.533) passes for 2,304 yards with 49 TDs and 13 INTs and was named first team All-Arena and the AFL's MVP
- Signed with the Chicago Bears on November 29, 1988 and was active for two games, but did not play, serving as an "emergency" QB behind third string-turned-starter Jim Harbaugh following injuries to starter Jim McMahon (knee) and backup Mike Tomczak (shoulder)
- Played for the Bruisers in 1989 before the organization suspended operations, leading the league in passing by completing 69-of-127 (.543) passes for 892 yards and 15 TDs in five games
- Signed with the AFL's Dallas Texans and earned second team All-Arena honors in 1990 after throwing for 1,149 yards and 24 TDs while leading team to the championship game
- First round selection in 1991 of the Sacramento Surge of the World League of American Football (WLAF) and completed nine-of-26 (.346) passes for 60 yards with two INTs
- Played five seasons (1991-95) with the AFL's Orlando Predators and earned first team All-Arena accolades in both 1993 and 1994
- Finished playing career with single seasons with the San Jose SaberCats (1996) and Portland Forest Dragons (1997)
- Inducted into the AFL Hall of Fame on May 24, 2000 in Des Moines, Iowa
- Career AFL totals included 14,015 passing yards and 267 passing TDs
- Spent the 1998 season as offensive coordinator of the AFL's Milwaukee Mustangs
- Hired as an assistant coach at Duke on December 28, 1998
- Served two seasons (1999-00) as an assistant coach (QBs) at Duke under head coach and former teammate Carl Franks before departing in January, 2001 to become assistant head coach and offensive coordinator of the AFL's Florida Bobcats for one season (2001)
- Served as a volunteer assistant coach with the af2's Greensboro Prowlers in 2000
- Served as the head coach of af2's Florida Firecats for three seasons (2002-04), leading the team to the af2 championship in 2004
- Served three seasons as the head coach of the Manchester Wolves in 2005-07 (56-33 record)
- On October 22, 2007, named the head coach of the Austin Wranglers (af2), and led team to a 6-5 ledger in 2008 before the organization ceased operations in September, 2008

Dale Boyd

Huntington, W.Va.

1955

Opponent	C-A	Yds	TD	Int
N.C. State	0-2	0	0	0
Tennessee	0-0	0	0	0
William & Mary	0-2	0	0	0
Ohio State	0-0	0	0	0
Pittsburgh	0-0	0	0	0
Georgia Tech ¹	2-5	22	0	0
Navy	0-0	0	0	0
South Carolina	0-2	0	0	0
Wake Forest	0-3	0	0	0
North Carolina	0-0	0	0	0

Year	G/GS	Cmp	Att	Pct.	Yards	TD	Int
1953	10/0	0	0	.000	0	0	0
1954	0/0	0	0	.000	0	0	0
1955	10/1	2	14	.143	22	0	0
Total	20/1	2	14	.143	22	0	0

- Born January 27, 1934
- Jersey #40
- Lettered two seasons (1953-55)
- Played primarily as a halfback in 1953, rushing 16 times for 56 yards while catching one pass for three yards; also had one INT on defense and kicked three-of-six (.500) PATs
- Missed the 1954 season with knee injury
- No. 2 QB behind Sonny Jurgensen in 1955
- Lone career start came in place of the injured Jurgensen (ankle) on October 19, 1955 against No. 12 Georgia Tech; completed two-of-five (.400) passes for 22 yards while rushing 10 times for 10 yards in a 27-0 road loss; also punted 11 times for 381 yards
- Led the 1955 defense with six INTs
- Career rushing: 46-97 (2.11 avg.; 1 TD)
- Career receiving: 1-3 (3.00 avg.)
- Career kickoff return: 3-65 (21.67 avg.)
- Career punt return: 11-52 (4.73 avg.)
- Career punting: 11-381 (34.64 avg.)
- Career defense: 7 INTs
- Career kicking: 3-6 PATs

Bob Brodhead

Kittanning, Pa.

1956

Opponent	C-A	Yds	TD	Int
South Carolina	0-0	0	0	0
Virginia	4-8	64	1	1
Tennessee ¹	3-6	25	0	0
Southern Methodist ²	0-2	0	0	0
Pittsburgh ³	1-5	-9	0	0
N.C. State ⁴	1-3	31	0	0
Georgia Tech	2-4	23	0	2
Navy	0-1	0	0	0
Wake Forest	0-2	0	0	1
North Carolina	0-0	0	0	0

1957

Opponent	C-A	Yds	TD	Int
South Carolina ⁵	0-3	0	0	0
Virginia ⁶	4-9	25	1	0
Maryland ⁷	1-4	33	0	1
Rice ⁸	3-4	23	0	0
Wake Forest ⁹	3-3	29	1	0
N.C. State ¹⁰	3-4	102	0	1
Georgia Tech ¹¹	4-6	43	0	1
Navy ¹²	3-10	30	0	0
Clemson ¹³	3-7	45	1	1
North Carolina ¹⁴	2-6	24	0	2

1958

Opponent	C-A	Yds	TD	Int
South Carolina ¹⁵	5-9	52	0	0
Virginia ¹⁶	8-14	89	0	1
Illinois	1-4	21	0	0
Baylor ¹⁷	5-7	53	0	0
Notre Dame ¹⁸	3-11	21	1	2
N.C. State ¹⁹	5-12	57	0	0
Georgia Tech ²⁰	9-25	134	0	3
Louisiana State ²¹	11-18	163	1	0
Wake Forest ²²	3-5	28	1	2
North Carolina ²³	3-6	33	0	1

Year	G/GS	Cmp	Att	Pct.	Yards	TD	Int
1956	10/4	11	31	.355	134	1	4
1957	10/10	26	56	.464	354	3	6
1958	10/9	53	111	.477	651	3	9
Total	30/23	90	198	.455	1,139	7	19

- Born December 20, 1936
- Jersey #17
- Lettered three seasons (1956-57-58)
- Played on the freshman team in 1954
- Sat out 1955 season (appendectomy)
- No. 2 QB behind Sonny Jurgensen in 1956
- First career start came on October 6, 1956 against Tennessee in place of the injured Jurgensen (knee); completed three-of-six (.500) passes for 25 yards in a 33-20 home loss
- Started the next three games before Jurgensen returned
- Started nine games in 1957, helping Duke to a 6-3-2 record
- In Duke's 48-21 loss to Oklahoma in the Orange Bowl on January 1, 1958, completed four-of-six (.667) passes for 53 yards with one INT while rushing five times for minus-11 yards
- Started all 10 games in 1958
- Career rushing: 181-356 (1.97 avg.; 5 TDs)
- Career kickoff return: 6-119 (19.83 avg.)
- Career punt return: 6-48 (8.00 avg.)
- Career defense: 10 INTs
- Played in the Blue-Gray All-Star game
- Selected in the 12th round of the 1958 NFL Draft by the Cleveland Browns, but returned to Duke for final season of eligibility
- After serving a brief stint in the military, played with the Buffalo Bills of the American Football League in 1960
- Played minor league football with the Canton Bulldogs and Cleveland Bulldogs of the United Football League and with the Philadelphia Bulldogs of the Continental Football League
- Helped Philadelphia to the Continental Football League championship in 1966
- Worked for the Cleveland Browns (Business Mgr.), Houston Oilers (GM) and Miami Dolphins (CFO)
- Served as the athletic director at LSU from 1982-87
- In 1987, authored *Sacked! The Dark Side of Sports at Louisiana State University*
- Served as the athletic director at Southeastern Louisiana University

Dave Brown

Westfield, N.J.

1989

Opponent	C-A	Yds	TD	Int
South Carolina	1-4	9	0	0
Northwestern	— DNP —			
Tennessee	4-7	38	0	1
Virginia	15-20	135	3	1
Clemson	— DNP —			
Army	— DNP —			
Maryland	— DNP —			
Georgia Tech	— DNP —			
Wake Forest ¹	24-36	444	4	1
N.C. State ²	27-42	374	4	1
North Carolina ³	33-54	479	3	2

1990

Opponent	C-A	Yds	TD	Int
South Carolina	— DNP —			
Northwestern	23-33	278	2	0
Virginia ⁴	18-40	151	0	2
Clemson ⁵	15-30	146	0	2
Army ⁶	6-16	61	0	1
Western Carolina	13-17	182	2	1
Maryland	6-9	58	0	0
Georgia Tech	8-20	71	1	0
Wake Forest	4-6	50	1	0
N.C. State	11-27	110	0	5
North Carolina ⁷	25-47	337	2	1

1991

Opponent	C-A	Yds	TD	Int
South Carolina ⁸	32-50	323	2	0
Rutgers ⁹	18-26	298	4	0
Colgate ¹⁰	18-40	238	3	1
Virginia ¹¹	20-40	175	0	3
Vanderbilt ¹²	14-30	189	1	0
Maryland ¹³	30-42	334	1	2
Georgia Tech ¹⁴	21-46	215	0	3
Wake Forest ¹⁵	15-32	154	1	3
N.C. State ¹⁶	25-41	315	3	0
North Carolina ¹⁷	15-42	168	2	1
Clemson ¹⁸	23-48	385	3	2

Year	G/GS	Cmp	Att	Pct.	Yards	TD	Int
1989	6/3	104	163	.638	1,479	14	6
1990	10/4	129	245	.529	1,444	8	12
1991	11/11	231	437	.526	2,794	20	15
Total	27/18	464	845	.549	5,717	42	33

- Born February 20, 1970
- Jersey #7
- Lettered three seasons (1989-90-91)
- Redshirted in 1988
- First extended playing time came against Virginia on September 23, 1989; completed 10-of-15 (.667) passes for 135 yards with three TDs and one INT
- First career start came on November 4, 1989 against Wake Forest in place of injured Billy Ray (shoulder); ACC Offensive Back of the Week after completing 24-of-36 (.667) passes for 444 yards and four TDs including a school record 97-yard pass to Clarkston Hines in 52-35 road win
- Started the final three games of the 1989 regular season, hitting on 84-of-132 (.636) passes for 1,297 yards and 11 TDs
- Set Duke records for most passing yards in two consecutive games (853 vs. N.C. State [374] & North Carolina [479]) and three consecutive games (1,297 vs. Wake Forest [444], N.C. State [374] & North Carolina [479])
- Set Duke records for most touchdown passes in two consecutive games (8 vs. Wake Forest [4] & N.C. State [4]) and three consecutive games (11 vs. Wake Forest [4], N.C. State [4] & North Carolina [3])
- Led the ACC and ranked second nationally behind BYU's Ty Detmer (175.6) in pass efficiency in 1989 with a league single-season record rating of 161.0, a mark that would stand until 1999 when Georgia Tech's Joe Hamilton posted a rating of 175.0
- Started all 11 games in 1991 and became just the third Duke QB to throw 20+ TDs in a single season
- Led the ACC in total offense in 1991 (259.2 ypg)
- In Duke's 49-21 loss to Texas Tech in the All American Bowl on December 23, 1989 in Birmingham, Ala., came off the bench to complete 17-of-30 (.567) passes for 268 yards with three TDs and one INT while rushing four times for 10 yards
- On September 8, 1990, completed seven-of-11 (.636) passes for 90

yards on Duke's final drive including game-winning nine-yard scoring toss to Marc Mays with 38 seconds left in the fourth period to lead the Blue Devils to a 27-24 win at Northwestern

- Started the next three games as Ray recovered from neck and toe injuries, but then played a reserve role until the season finale, a 24-22 loss to North Carolina on November 17, 1990
- ACC Offensive Back of the Week after completing 32-of-50 (.640) passes for 323 yards with two TDs in a 24-24 tie against South Carolina on September 7, 1991
- ACC Offensive Back of the Week after completing 18-of-26 (.692) passes for 298 yards with four TDs in a 42-22 win over Rutgers on September 14, 1991
- In 1991, led the ACC in passing yards (2,794), total offensive yards (2,851) and touchdown responsibility (25)
- Career rushing: 147-53 (0.36 avg.; 7 TDs)
- Career punting: 14-479 (34.21 avg.)
- On May 1, 1992, announced decision to forgo final year of college eligibility and enter NFL Supplemental Draft
- Decision to leave school reportedly cost both Duke and Florida State \$90,000 each when, on May 20, 1992, Seminole athletic director Bob Goin told the media, "ESPN was ready to carry the (Duke-Florida State contest on September 5, 1992) game. When that kid left, they dropped us."
- On June 9, 1992, selected with the first pick of the NFL Supplemental Draft by the New York Giants and on August 12, 1992, signed four-year, \$4.6 million contract that included a \$1.6 million signing bonus
- Played in five games over first two seasons, all in reserve fashion
- First career action came on Thanksgiving Day, November 26, 1992 against eventual Super Bowl champion Dallas; completed two-of-six passes for six yards in a 30-3 road loss
- In second career appearance, suffered a broken thumb in a 19-0 loss to the Phoenix Cardinals
- In 1993, rotated with Kent Graham as the backup behind starter Phil Simms
- After two preseason games, named New York Giants starting QB on August 10, 1994, beating out Kent Graham after starter Phil Simms had been released the previous June
- First NFL start came on September 4, 1994 against Philadelphia; completed 10-of-20 (.500) passes for 171 yards with one TD and one INT in a 28-23 home win
- Started 15 games in 1994, leading New York to a 9-6 record (did not play vs. Arizona on November 13, 1994)
- After missing the Arizona game, returned to the starting lineup against Houston on November 21, 1994 but was knocked out of the contest with a concussion in the second quarter; came back the following week to throw two TD passes and run for a third in New York's 21-19 win over Washington on November 27, 1994
- Started all 16 games in 1995 while settling personal single-season bests with 254 completions in 456 attempts for 2,814 yards and a 73.1 passer rating
- On November 3, 1996, forced to leave game against Arizona in first quarter with bruised back and back spasms; returned the following week against Carolina on November 10 to throw TD passes on first two possessions, but threw two INTs in the fourth period in a 27-17 loss
- After starting 44 consecutive games, missed contest vs. Arizona on October 12, 1997 after aggravating a right pectoral muscle injury against Dallas the previous week (October 5); the 44-game starting streak was the third-longest among active players behind Green Bay's Brett Favre (84) and Cincinnati's Jeff Blake (47)
- Signed with Arizona as an unrestricted free agent on April 29, 1998 and played in 16 games with seven starts over four seasons
- Personal single-game bests include: 50 pass attempts vs. Green Bay (September 17, 1995); 28 pass completions vs. Baltimore (September 14, 1997); .833 (10-12) completion percentage vs. Washington (December 10, 1995); 299 passing yards vs. Seattle (November 5, 1995); 2 TD passes multiple times

Career NFL Passing Statistics

> New York Giants (1992-97)

> Arizona Cardinals (1998-01)

Year	G/GS	Cmp	Att	Pct.	Yards	TD	Int
1992	2/0	4	7	.571	21	0	0
1993	1/0	0	0	.000	0	0	0
1994	15/15	201	350	.574	2,536	12	16
1995	16/16	254	456	.557	2,814	11	10
1996	16/16	214	398	.538	2,412	12	20
1997	7/6	93	180	.517	1,023	5	3
1998	1/0	2	5	.400	31	0	0
1999	8/5	84	169	.497	944	2	6
2000	6/2	40	69	.580	467	2	3
2001	1/0	0	0	.000	0	0	0
Total	73/60	892	1,634	.546	10,248	44	58

Craig Browning

Fayetteville, N.C.

1979

Opponent	C-A	Yds	TD	Int
East Carolina ¹	3-6	25	0	0
South Carolina	4-9	41	0	1
Virginia	6-16	87	1	2
Army	— DNP —			
Richmond	7-9	54	2	0
Clemson	1-3	5	0	1
Maryland	— DNP —			
Georgia Tech	1-4	5	0	0
Wake Forest	3-8	100	1	2
N.C. State	1-1	16	0	0
North Carolina	0-1	0	0	0

Year	G/GS	Cmp	Att	Pct.	Yards	TD	Int
1979	9/1	26	57	.456	333	4	6
Total	9/1	26	57	.456	333	4	6

- Born April 8, 1959
- Jersey #12
- Lettered two seasons (1979-80)
- Played on the JV team in 1977, completing 24-of-58 (.414) passes for 329 yards and four TDs while rushing for 175 yards and four TDs
- Did not see game action in 1978 due to kidney injury
- Lone career start came in the season-opener on September 15, 1979 against East Carolina; completed three-of-six (.500) passes for 25 yards in the 28-14 home win over the Pirates
- Replaced in the lineup by Stanley Driskell, who started the final 10 games of the year
- On November 10, 1979 against No. 20 Wake Forest, came off the bench to complete an 80-yard pass to Cedric Jones in a 17-14 road loss; pass completion ranks tied for fifth-longest in school history
- Career rushing: 61-113 (1.85 avg.)
- Father, Art, lettered three seasons (1958-59-60) in football at Duke and kicked the game-winning PAT in the Blue Devils' 7-6 Cotton Bowl victory over Arkansas on January 1, 1961

D. Bryant

Detroit, Mich.

2000

Opponent	C-A	Yds	TD	Int
East Carolina	2-9	21	0	1
Northwestern	2-6	20	0	0
Virginia	0-0	0	0	0
Vanderbilt	5-15	65	1	1
Clemson ¹	16-35	168	0	1
Florida State ²	15-37	152	0	1
Georgia Tech ³	20-38	184	1	1
Maryland ⁴	21-34	233	0	2
Wake Forest ⁵	22-35	277	0	1
N.C. State ⁶	23-36	310	3	1
North Carolina ⁷	3-13	18	0	1

2001

Opponent	C-A	Yds	TD	Int
Florida State ⁸	9-26	167	1	0
Rice ⁹	15-25	189	1	1
Northwestern ¹⁰	17-32	171	1	3
Virginia ¹¹	17-34	191	0	0
Georgia Tech ¹²	11-29	201	0	0
Wake Forest ¹³	21-36	251	1	3
Maryland ¹⁴	12-29	160	1	3
Vanderbilt ¹⁵	19-36	295	2	4
N.C. State ¹⁶	31-53	400	2	1
North Carolina ¹⁷	12-28	146	0	0
Clemson ¹⁸	23-56	283	2	2

Year	G/GS	Cmp	Att	Pct.	Yards	TD	Int
2000	11/7	129	258	.500	1,448	5	10
2001	11/11	187	384	.487	2,454	11	17
Total	22/18	316	642	.492	3,902	16	27

- Born October 22, 1980
- Jersey #6
- Lettered two seasons (2000-01)
- Redshirted in 1998
- Walk-on member of the 1998-99 Duke men's basketball team; played in 13 games (0.6 ppg) as the Blue Devils went 37-2, won the ACC regular season and tournament titles and reached the NCAA national championship game
- Was not a member of the football program in 1999, but returned in the spring of 2000
- First career start came on September 30, 2000 against No. 7 Clemson; completed 16-of-35 (.457) passes for 168 yards with one INT in a 52-22 home loss
- Set school record for consecutive pass completions (16) against N.C. State on November 11, 2000 in a 35-31 road loss
- On September 1, 2001 against Florida State, completed a 78-yard TD pass to Chris Douglas in a 55-13 home loss; pass completion ranks as the seventh-longest in Duke history
- On November 3, 2001 against N.C. State, completed 31-of-54 (.574) passes for 400 yards with two TDs and one INT in a 55-31 home loss; passing yardage ranks as the 12th-highest single-game total in Duke history
- On December 1, 2001 against Clemson, set school records for pass attempts in a quarter (24 in the first) and in a half (41 in the first) in a 59-31 road loss
- Started 18 straight games over 2000-01
- Was the only QB on the 2002 roster with collegiate playing experience, but was declared academically ineligible on July 12, 2002
- Career rushing: 162-(-81) (-0.50 avg.; 4 TDs)
- Career receiving: 2-29 (14.50 avg.; 1 TD)
- Transferred to Iowa Wesleyan in 2002 and played in one game before being ruled ineligible by the NAIA due to rule that forces student-athletes to sit out one full year before competition
- Played in one game for Iowa Wesleyan, throwing for 313 yards and five TDs against Peru State
- Three-year veteran (2005-07) of arenafootball2, playing with the Albant Conquest (2005), Manchester Wolves (2006) and South Georgia Wildcats (2007)
- In 2005, finished third in af2 in total offensive yards (4,414) and fourth in passing yards (4,230)
- In 2006, threw 59 TD passes before suffering season-ending injury in week 13
- In 2007, set af2 single-season record for passing yards (4,680) while becoming just the third QB in af2 history to throw for 100+ TDs in a season (league-high 102)
- Playing for the Kansas City Brigade, named to the 2008 Arena Football League All-Rookie team after completing 215-of-336 (.640) passes for 2,340 yards with 40 TDs and 10 INTs while rushing for an additional 149 yards and 12 TDs

Mark Caldwell

Clinton, Tenn.

1963

Opponent	C-A	Yds	TD	Int
South Carolina	— DNP —			
Virginia	— DNP —			
Maryland	— DNP —			
California	0-0	0	0	0
Clemson	0-0	0	0	0
N.C. State	0-0	0	0	0
Georgia Tech	0-0	0	0	0
Wake Forest	0-0	0	0	0
Navy	— DNP —			
North Carolina	— DNP —			

Year	G/GS	Cmp	Att	Pct.	Yards	TD	Int
1963	5/0	0	0	.000	0	0	0
1964	10/0	0	0	.000	0	0	0
1965	10/0	0	0	.000	0	0	0
Total	25/0	0	0	.000	0	0	0

- Jersey #19
- Lettered two seasons (1964-65)
- Reserve QB in 1963
- Moved to tight end for 1964 & 1965 seasons
- Career receiving: 5-66 (13.20 avg.)

Bobby Campbell

Hicksville, N.Y.

1997

Opponent	C-A	Yds	TD	Int
N.C. State ¹	13-26	189	0	1
Northwestern ²	4-9	80	0	0
Army	— DNP —			
Navy	— DNP —			
Maryland	10-20	93	0	1
Florida State ³	4-5	36	0	0
Virginia ⁴	9-21	78	0	1
Wake Forest ⁵	15-35	196	2	2
Clemson	10-25	99	0	1
Georgia Tech ⁶	20-34	154	0	3
North Carolina	0-1	0	0	1

1998

Opponent	C-A	Yds	TD	Int
Western Carolina	0-2	0	0	0
Northwestern	0-0	0	0	0
Florida State	1-4	15	0	0
Virginia	4-7	69	0	0
Georgia Tech	8-15	55	0	0
Wake Forest	19-34	181	1	1
N.C. State	17-28	188	1	0
Clemson ⁷	13-23	155	0	0
Vanderbilt ⁸	21-42	316	2	0
Maryland ⁹	12-37	178	2	7
North Carolina ¹⁰	6-14	42	0	0

1999

Opponent	C-A	Yds	TD	Int
East Carolina	4-9	46	0	0
Northwestern ¹¹	2-14	12	0	0
Vanderbilt	15-31	251	1	2
Florida State ¹²	11-29	136	0	2
Virginia	— DNP —			
Georgia Tech	— DNP —			
N.C. State	— DNP —			
Maryland	— DNP —			
Clemson	2-7	51	0	2
Wake Forest	3-6	30	0	0
North Carolina	— DNP —			

2000

Opponent	C-A	Yds	TD	Int
East Carolina	— DNP —			
Northwestern	3-8	12	0	2
Virginia	— DNP —			
Vanderbilt	4-7	37	0	0
Clemson	— DNP —			
Florida State	0-0	0	0	0
Georgia Tech	2-5	26	0	1
Maryland	0-0	0	0	0
Wake Forest	0-0	0	0	0
N.C. State	0-0	0	0	0
North Carolina	0-0	0	0	0

Year	G/GS	Cmp	Att	Pct.	Yards	TD	Int
1997	9/6	85	176	.483	925	2	10
1998	11/4	101	206	.490	1,199	6	8
1999	6/2	37	96	.385	526	1	6
2000	8/0	9	20	.450	75	0	3
Total	34/12	232	498	.466	2,725	9	27

- Born February 3, 1978
- Jersey #15
- Lettered four seasons (1997-98-99-00)
- Redshirted in 1996
- First career start came in season-opener on September 6, 1997 against N.C. State; completed 13-of-26 (.500) passes for 189 yards with one INT in a 45-14 home loss
- In second career start, at Northwestern on September 13, 1997, suffered knee injury and missed next two games
- On October 10, 1998, came off the bench to replace Spencer Romine (ineffective); completed 19-of-34 (.559) passes for 181 yards with one TD and one INT in come-from-behind 19-16 road win
- On October 31, 1998 at Vanderbilt; completed 21-of-42 (.500) passes for career-high 316 yards and two TDs in 36-33 road 2OT loss
- On November 14, 1998 against Maryland, set school single-game record with seven INTs in 42-25 home loss
- Career rushing: 104-97 (0.93 avg.; 6 TDs)
- Career punting: 2-66 (33.00 avg.)

Randy ClarkDurham, N.C.

1959				
Opponent	C-A	Yds	TD	Int
South Carolina	— DNP —			
Ohio State	0-0	0	0	0
Rice	0-0	0	0	0
Pittsburgh	— DNP —			
Army	— DNP —			
N.C. State	— DNP —			
Georgia Tech	0-0	0	0	0
Clemson	— DNP —			
Wake Forest	— DNP —			
North Carolina	0-0	0	0	0

1960				
Opponent	C-A	Yds	TD	Int
South Carolina	0-0	0	0	0
Maryland	0-0	0	0	0
Michigan	0-0	0	0	0
N.C. State	0-0	0	0	0
Clemson	0-0	0	0	0
Georgia Tech	0-0	0	0	0
Navy	0-0	0	0	0
Wake Forest	0-0	0	0	0
North Carolina	0-0	0	0	0
UCLA	0-0	0	0	0

1961				
Opponent	C-A	Yds	TD	Int
South Carolina	0-0	0	0	0
Virginia	0-0	0	0	0
Wake Forest	0-0	0	0	0
Georgia Tech	0-0	0	0	0
Clemson	0-0	0	0	0
N.C. State	0-0	0	0	0
Michigan	0-0	0	0	0
Navy	0-0	0	0	0
North Carolina	0-0	0	0	0
Notre Dame	0-0	0	0	0

Year	G/GS	Cmp	Att	Pct.	Yards	TD	Int
1959	4/0	0	0	.000	0	0	0
1960	10/0	0	0	.000	0	0	0
1961	10/0	0	0	.000	0	0	0
Total	24/0	0	0	.000	0	0	0

- Born January 4, 1936
- Jersey #10
- Lettered two seasons (1961-62)
- Reserve QB who did not attempt a pass
- Duke's starting punter in 1961 & 1962
- Career rushing: 2-(-5) (-2.5 avg.)
- Career punting: 97-3,530 (36.39 avg.)

Brent ClinkscaleGreenville, S.C.

1979				
Opponent	C-A	Yds	TD	Int
East Carolina	— DNP —			
South Carolina	— DNP —			
Virginia	— DNP —			
Army	— DNP —			
Richmond	— DNP —			
Clemson	0-2	0	0	0
Maryland	7-15	73	0	1
Georgia Tech	1-2	6	0	0
Wake Forest	— DNP —			
N.C. State	0-3	0	0	1
North Carolina	6-10	64	1	1

1980				
Opponent	C-A	Yds	TD	Int
East Carolina	2-5	35	0	0
Auburn	7-9	128	2	0
Virginia	8-15	55	0	1
Indiana ¹	3-10	9	0	0
South Carolina	4-7	45	0	0
Clemson	0-0	0	0	0
Maryland	0-1	0	0	1
Georgia Tech	— DNP —			
Wake Forest	— DNP —			
N.C. State	5-7	48	0	0
North Carolina	— DNP —			

1981				
Opponent	C-A	Yds	TD	Int
Ohio State	— DNP —			
South Carolina	— DNP —			
Virginia	— DNP —			
East Carolina	— DNP —			
Virginia Tech	— DNP —			
Clemson	— DNP —			
Maryland	— DNP —			
Georgia Tech	— DNP —			
Wake Forest	— DNP —			
N.C. State	— DNP —			
North Carolina	— DNP —			

1982				
Opponent	C-A	Yds	TD	Int
Tennessee	— DNP —			
South Carolina	— DNP —			
Virginia	2-2	48	0	0
Navy	— DNP —			
Virginia Tech	— DNP —			
Clemson	7-10	77	0	1
Maryland	5-8	57	0	1
Georgia Tech	— DNP —			
Wake Forest	— DNP —			
N.C. State	— DNP —			
North Carolina	1-1	10	0	0

Year	G/GS	Cmp	Att	Pct.	Yards	TD	Int
1979	5/0	14	32	.438	143	1	3
1980	8/1	29	54	.537	320	2	2
1981	0/0	0	0	.000	0	0	0
1982	4/0	15	21	.714	192	0	2
Total	17/1	58	107	.542	655	3	7

- Born March 7, 1961
- Jersey #11
- Lettered three seasons (1980-81-82)
- ACC Rookie of the Week after completing six-of-10 (.600) passes for 64 yards with one TD and one INT against North Carolina on November 24, 1979 in a 37-16 home loss
- Came off the bench at No. 19 Auburn on September 20, 1980 to complete seven-of-nine (.778) passes for 128 yards and two TDs in a 35-28 loss
- Lone career start came on October 4, 1980 against Indiana; completed three-of-10 (.300) passes for nine yards in a 31-21 road loss
- Moved to defensive back in the spring of 1981, but returned to QB in the fall
- Did not see game action in 1981, but was awarded varsity letter
- Career rushing: 28-(-48) (-1.71 avg.)
- Career receiving: 1-21 (21.00 avg.; 1 TD)

Bob CorbettClarks Summit, Pa.

1974				
Opponent	C-A	Yds	TD	Int
N.C. State	14-22	196	1	1
South Carolina ¹	1-2	15	0	0
Virginia	— DNP —			
Purdue	— DNP —			
Army	— DNP —			
Clemson	— DNP —			
Florida	— DNP —			
Georgia Tech	— DNP —			
Wake Forest	4-12	75	0	1
Maryland	13-25	236	1	2
North Carolina	— DNP —			

1975				
Opponent	C-A	Yds	TD	Int
Southern California	8-14	107	0	0
South Carolina ²	2-7	24	0	0
Virginia ³	9-14	156	1	1
Pittsburgh ⁴	15-28	191	0	1
Army	1-1	6	0	0
Clemson ⁵	3-5	43	0	0
Florida ⁶	11-15	179	1	1
Georgia Tech ⁷	11-20	106	0	2
Wake Forest	7-8	84	0	0
N.C. State	1-2	5	0	1
North Carolina	13-17	162	0	0

Year	G/GS	Cmp	Att	Pct.	Yards	TD	Int
1974	4/1	32	61	.525	522	2	4
1975	11/6	81	131	.618	1,063	2	6
Total	15/7	113	192	.589	1,585	4	10

- Born November 10, 1954
- Jersey #10
- Lettered two seasons (1974-75)
- Played two seasons on the JV team (1972-73)
- In first career action, came off the bench in the season-opener against No. 16 N.C. State on September 14, 1974 to complete 14-of-22 (.636) passes for 196 yards with one INT in a 35-21 road loss; named ACC Rookie of the Week
- First career start came on September 21, 1974 against South Carolina; suffered broken wrist after completing one-of-two (.500) passes for 15 yards; did not play again until November 9 versus Wake Forest
- Academic All-ACC, 1975
- Career rushing: 82-32 (0.39 avg.)

Chris Dapolito

Matawan, N.J.

2002					
Opponent	C-A	Yds	TD	Int	
East Carolina	5-9	34	0	0	
Louisville	3-13	13	0	0	
Northwestern	0-1	0	0	1	
Florida State	5-14	115	2	1	
Navy	3-5	20	1	0	
Virginia	0-1	0	0	1	
Wake Forest	5-15	46	0	0	
N.C. State	— DNP —				
Maryland	5-8	67	1	1	
Clemson	— DNP —				
Georgia Tech	— DNP —				
North Carolina	0-1	0	0	0	

2003					
Opponent	C-A	Yds	TD	Int	
Virginia	— DNP —				
Western Carolina	— DNP —				
Rice	— DNP —				
Northwestern	— DNP —				
Florida State	1-4	13	0	1	
Maryland	— DNP —				
Wake Forest	— DNP —				
N.C. State	7-13	57	1	0	
Tennessee	7-13	76	0	0	
Georgia Tech	5-6	62	1	0	
Clemson	5-11	54	0	1	
North Carolina ¹	5-7	81	0	0	

2004					
Opponent	C-A	Yds	TD	Int	
Navy	5-7	31	0	0	
Connecticut ²	12-21	129	1	1	
Virginia Tech	2-8	7	0	1	
Maryland	0-0	0	0	0	
The Citadel	0-0	0	0	0	
Georgia Tech	0-0	0	0	0	
Virginia	— DNP —				
Wake Forest	— DNP —				
Florida State	1-1	5	0	0	
Clemson	0-0	0	0	0	
North Carolina	0-1	0	0	0	

Year	G/GS	Cmp	Att	Pct.	Yards	TD	Int
2002	9/0	26	67	.388	295	4	4
2003	6/1	30	54	.556	343	2	2
2004	9/1	20	38	.526	172	1	2
Total	24/2	76	159	.478	810	7	8

- Born December 15, 1981
- Jersey #9
- Lettered three seasons (2002-03-04)
- Member of the football program at Rutgers University in 2000
- Redshirted in 2000
- Transferred to Duke and sat out the 2001 season per NCAA regulations
- Beneficiary of Duke's coaching change midway through the 2003 season; played in just one game through the first seven weeks of the year under head coach Carl Franks, who was dismissed on October 19; under interim head coach Ted Roof, played in each of the final five contests, completing 29-of-48 (.604) passes for 230 yards and two TDs
- First career start came on November 22, 2003 against North Carolina; completed five-of-seven (.714) passes for 81 yards while rushing eight times for 42 yards in a 30-22 road win
- Career rushing: 91-187 (2.05 avg.; 2 TDs)
- Duke captain, 2004
- Served two years as a player-coach for the Les Argonautes and Turku Trojan in the European Football League
- Served two years (2008-09) as assistant head coach and offensive coordinator at Pace University
- Served as interim head coach at Pace following head coach Mike Iezzi's resignation on November 18, 2009
- Promoted to head coach at Pace on January 8, 2010

Larry Davis

Portsmouth, Va.

1966					
Opponent	C-A	Yds	TD	Int	
West Virginia	— DNP —				
Pittsburgh	— DNP —				
Virginia	— DNP —				
Maryland	— DNP —				
Clemson	— DNP —				
N.C. State	— DNP —				
Georgia Tech	9-17	94	0	2	
Navy ¹	3-7	64	0	1	
Notre Dame ²	10-16	75	0	3	
North Carolina ³	6-7	135	1	0	

1967					
Opponent	C-A	Yds	TD	Int	
Wake Forest	1-9	36	0	0	
Michigan	0-0	0	0	0	
South Carolina	0-0	0	0	0	
Army	5-7	47	1	1	
Virginia	1-3	26	0	1	
Clemson	1-1	12	0	0	
N.C. State	0-1	0	0	1	
Georgia Tech	0-0	0	0	0	
Navy	2-4	35	1	0	
North Carolina	4-7	39	1	0	

Year	G/GS	Cmp	Att	Pct.	Yards	TD	Int
1966	4/3	28	47	.596	368	1	6
1967	10/0	14	32	.438	195	3	3
1968	10/0	0	0	.000	0	0	0
Total	24/3	42	79	.532	563	4	9

- Born April 12, 1946
- Jersey #15
- Lettered three seasons (1966-67-68)
- Played for the freshman team in 1964, throwing for 160 yards and two TDs
- Did not see game action in 1965
- First career start came on November 5, 1966 against Navy; completed three-of-seven (.429) passes for 64 yards while rushing 27 times for 103 yards in a 9-7 road win
- Led Duke to a fourth quarter win over Army on October 7, 1967; completed five-of-seven (.714) passes for 47 yards with one TD and one INT; tossed game-winning nine-yard TD pass to Ed Hicklin with 9:54 remaining in the fourth period
- Moved to defensive back for final season (1968)
- Career rushing: 130-350 (2.69 avg.; 3 TDs)
- Career receiving: 1-32 (32.00 avg.)
- Career kickoff return: 1-5 (5.00 avg.)
- Career punt return: 2-36 (18.00 avg.)
- Brother, Ronnie, earned one varsity letter as an outfielder (1961; 2nd team All-ACC) on the Duke baseball team and played five seasons (1962-66-67-68-69) in the major leagues with Houston Colt 45s, Houston Astros, St. Louis Cardinals and Pittsburgh Pirates

Todd Decker

Raleigh, N.C.

1990					
Opponent	C-A	Yds	TD	Int	
South Carolina	— DNP —				
Northwestern	— DNP —				
Virginia	— DNP —				
Clemson	— DNP —				
Army	— DNP —				
Western Carolina	— DNP —				
Maryland	— DNP —				
Georgia Tech	— DNP —				
Wake Forest	0-0	0	0	0	
N.C. State	— DNP —				
North Carolina	— DNP —				

1991					
Opponent	C-A	Yds	TD	Int	
South Carolina	— DNP —				
Rutgers	— DNP —				
Colgate	0-0	0	0	0	
Virginia	— DNP —				
Vanderbilt	— DNP —				
Maryland	— DNP —				
Georgia Tech	— DNP —				
Wake Forest	— DNP —				
N.C. State	— DNP —				
North Carolina	— DNP —				
Clemson	— DNP —				

1992					
Opponent	C-A	Yds	TD	Int	
Florida State	6-13	75	0		
OVanderbilt	— DNP —				
Rice	0-1	0	0	0	
Virginia	— DNP —				
East Carolina	0-0	0	0	0	
Clemson	— DNP —				
Maryland	— DNP —				
Georgia Tech	— DNP —				
Wake Forest	— DNP —				
N.C. State	— DNP —				
North Carolina	— DNP —				

Year	G/GS	Cmp	Att	Pct.	Yards	TD	Int
1990	1/0	0	0	.000	0	0	0
1991	1/0	0	0	.000	0	0	0
1992	3/0	6	14	.429	75	0	0
Total	5/0	6	14	.429	75	0	0

- Born October 15, 1970
- Jersey #16
- Lettered one season (1992)
- Redshirted in 1989
- Career rushing: 1-(-4) (-4.0 avg.)
- Brother, Tom, lettered in both baseball (1981-82-83-84; two-time All-ACC catcher; 41st round pick of the Cleveland Indians in 1984 MLB Draft) and football (1981-82-83; fullback) at Duke

Kent Denton Washington, D.C.

1963					
Opponent	C-A	Yds	TD	Int	
South Carolina	— DNP —				
Virginia	— DNP —				
Maryland	— DNP —				
California	— DNP —				
Clemson	— DNP —				
N.C. State	— DNP —				
Georgia Tech	0-0	0	0	0	0
Wake Forest	0-0	0	0	0	0
Navy	0-0	0	0	0	0
North Carolina	0-0	0	0	0	0

1964					
Opponent	C-A	Yds	TD	Int	
South Carolina	— DNP —				
Virginia	3-6	24	0	0	0
Maryland	0-0	0	0	0	0
N.C. State	0-1	0	0	0	0
Army	— DNP —				
Georgia Tech	— DNP —				
Wake Forest	— DNP —				
Navy	1-1	8	0	0	0
North Carolina	— DNP —				
Tulane	2-2	17	0	0	0

Year	G/GS	Cmp	Att	Pct.	Yards	TD	Int
1963	4/0	0	0	.000	0	0	0
1964	5/0	6	10	.600	49	0	0
Total	9/0	6	10	.600	49	0	0

- Born January 24, 1943
- Jersey #10
- Lettered one season (1964)
- Career rushing: 7-16 (2.29 avg.)

Anthony Dilweg Bethesda, Md.

1985					
Opponent	C-A	Yds	TD	Int	
Northwestern	1-1	-5	0	0	0
West Virginia	0-0	0	0	0	0
Ohio ¹	9-15	108	0	1	0
Virginia	0-0	0	0	0	0
South Carolina	0-0	0	0	0	0
Clemson	0-0	0	0	0	0
Maryland	3-7	35	0	0	0
Georgia Tech	0-0	0	0	0	0
Wake Forest	1-2	23	0	1	0
N.C. State	0-0	0	0	0	0
North Carolina	0-0	0	0	0	0

1986					
Opponent	C-A	Yds	TD	Int	
Northwestern	0-0	0	0	0	0
Georgia	1-1	2	0	0	0
Ohio	0-1	0	0	0	0
Virginia	0-0	0	0	0	0
Vanderbilt	0-0	0	0	0	0
Clemson	4-7	40	0	0	0
Maryland	0-0	0	0	0	0
Georgia Tech	1-3	23	0	0	0
Wake Forest	0-0	0	0	0	0
N.C. State	0-0	0	0	0	0
North Carolina	0-0	0	0	0	0

1987					
Opponent	C-A	Yds	TD	Int	
Colgate	8-18	134	2	1	0
Northwestern	0-0	0	0	0	0
Vanderbilt	0-0	0	0	0	0
Virginia	3-4	19	0	0	0
Rutgers	0-0	0	0	0	0
Clemson ²	23-50	305	0	3	0
Maryland	0-0	0	0	0	0
Georgia Tech	0-0	0	0	0	0
Wake Forest	1-1	49	1	0	0
N.C. State	0-0	0	0	0	0
North Carolina	0-0	0	0	0	0

1988					
Opponent	C-A	Yds	TD	Int	
Northwestern ³	29-40	353	2	0	0
Tennessee ⁴	21-32	311	3	1	0
The Citadel ⁵	19-31	410	3	1	0
Virginia ⁶	24-47	391	3	1	0
Vanderbilt ⁷	31-53	349	1	1	0
Clemson ⁸	18-41	209	1	2	0
Maryland ⁹	34-57	379	3	2	0
Georgia Tech ¹⁰	19-29	228	1	2	0
Wake Forest ¹¹	30-49	475	2	3	0
N.C. State ¹²	33-56	357	2	2	0
North Carolina ¹³	29-49	362	3	3	0

Year	G/GS	Cmp	Att	Pct.	Yards	TD	Int
1985	11/1	14	25	.560	161	0	2
1986	11/0	6	12	.500	65	0	0
1987	11/1	35	73	.479	507	3	4
1988	11/11	287	484	.593	3,824	24	18
Total	44/13	342	594	.576	4,557	27	24

- Born March 28, 1965
- Wore jerseys #18 (1985) & #8 (1986-87-88)
- Lettered four seasons (1985-86-87-88)
- Redshirted in 1984 with knee injury
- First career start came on on September 21, 1985 against Ohio in place of injured Steve Slayden (shoulder); completed nine-of-15 (.600) passes for 108 yards with one INT before being replaced by third string QB Mike Muschamp, who rallied Duke from a 13-7 deficit to a 34-13 home win
- Second career start came on October 17, 1987 against No. 7 Clemson in place of Slayden (11 INTs through first five games); completed 23-of-50 (.460) passes for 305 yards with three INTs in 17-10 road loss
- Started all 11 games as a senior in 1988 and produced the top single-season QB performance in Duke history
- In 1988, established ACC single-season records for passing yards (3,824), total offensive yards (3,713), pass attempts (594), touchdown passes (24) and touchdown responsibility (26)
- ACC Offensive Player of the Week after completing 29-of-40 (.725) passes for 353 yards with two TDs against Northwestern on September 3, 1988 in a 31-21 road win
- ACC Offensive Player of the Week after completing 21-of-32 (.656) passes for 311 yards with three TDs and one INT against Tennessee on September 10, 1988 in a road 31-26 win
- Led the ACC in both pass efficiency (134.6) and total offense (337.5 ypg) in 1988 while ranking second nationally in both passing yards and total offense and fourth in TD passes
- Finalist, Davey O'Brien Award, 1988
- ACC Player of the Year, 1988
- 1st team All-ACC, 1988
- Duke captain, 1988
- Duke MVP, 1988
- Holds school career record for pass efficiency rating (124.94)
- Duke's starting punter for four seasons (1985-86-87-88)
- Career rushing: 77-(-174) (-2.26 avg.; 2 TDs)
- Career receiving: 1-12 (12.00 avg.)
- Career punting: 199-7,889 (39.64 avg.)
- Named the Offensive MVP of the Hula Bowl in Honolulu, Hawaii, on January 7, 1989 after completing 12-of-17 (.706) passes for 145 yards and three TDs while leading the East squad to a 21-10 victory; Florida State CB Deion Sanders was named the Defensive MVP
- Participated in the Japan Bowl in Tokyo, Japan on January 16, 1989
- Third round choice (74th overall pick) of the Green Bay Packers in the 1989 NFL Draft (April 23, 1989)
- In 1989, served as the backup quarterback behind Pro Bowl selection Don Majkowski
- Active for all 16 games in 1989, saw action against Detroit on November 12, 1989 and completed his only pass attempt for seven yards
- Elevated to Green Bay's number one QB in 1990 preseason when Majkowski missed 45 days due to contract holdout
- Started Green Bay's season-opener on September 9, 1990, completing 20-of-32 (.625) passes for 248 yards and three TDs in a 36-24 win over the Los Angeles Rams; named the NFC Offensive Player of the Week for his efforts
- Lost starting job when Majkowski signed one-year contract worth \$1.5 million
- On November 18, 1990, came off the bench for an injured Majkowski (shoulder) to lead Green Bay to a 24-21 win over Phoenix; completed 11-of-21 (.524) passes for 134 yards including the game-winning one-yard scoring strike to Ed West with 16 seconds left in the fourth quarter
- Released by Green Bay following the 1990 season
- Did not play in 1991 while recovering from knee surgery
- As part of the NFL's player enhancement project, spent the 1992 season with the Montreal Machine of the World League of American Football (WLAF)
- Suffered injury in Montreal's season-opening game against San Antonio and eventually would be placed on the injured reserved list

Career NFL Passing Statistics

> Green Bay Packers (1989-90)

Year	G/GS	Cmp	Att	Pct.	Yards	TD	Int
1989	1/0	1	1	1.000	7	0	0
1990	9/7	101	192	.526	1,267	8	7
Total	10/7	102	193	.528	1,274	8	7

Stanley Driskell

Atlanta, Ga.

1977				
Opponent	C-A	Yds	TD	Int
East Carolina	— DNP —			
Michigan	— DNP —			
Virginia	1-1	7	0	0
Navy	0-1	0	0	0
South Carolina	— DNP —			
Clemson	— DNP —			
Maryland	2-3	2	0	0
Georgia Tech	1-1	16	0	0
Wake Forest	0-0	0	0	0
N.C. State	0-0	0	0	0
North Carolina	3-6	61	0	0

1978				
Opponent	C-A	Yds	TD	Int
Georgia Tech ¹	6-15	153	1	0
South Carolina	1-3	7	0	0
Michigan	3-10	25	0	2
Virginia	— DNP —			
Navy	1-4	17	0	2
Clemson	7-14	113	1	2
Maryland ²	22-39	212	0	2
Tennessee	6-11	57	0	1
Wake Forest	— DNP —			
N.C. State	— DNP —			
North Carolina	— DNP —			

1979				
Opponent	C-A	Yds	TD	Int
East Carolina	5-6	92	1	0
South Carolina ³	1-9	12	0	0
Virginia ⁴	5-8	40	0	1
Army ⁵	7-16	75	0	1
Richmond ⁶	14-22	216	1	1
Clemson ⁷	8-20	89	0	1
Maryland ⁸	3-15	23	0	1
Georgia Tech ⁹	4-13	76	1	0
Wake Forest ¹⁰	1-8	10	0	2
N.C. State ¹¹	3-18	39	1	3
North Carolina ¹²	3-10	33	0	1

Year	G/GS	Cmp	Att	Pct.	Yards	TD	Int
1977	7/0	7	12	.583	86	0	0
1978	7/2	46	96	.479	584	2	9
1979	11/10	54	145	.372	705	4	11
Total	25/12	107	253	.423	1,375	6	20

- Born April 29, 1958
- Jersey #5
- Lettered three seasons (1977-78-79)
- With the Blue Devils trailing 24-18 and less than four minutes left in the fourth period against Georgia Tech on October 29, 1977, returned a punt 16 yards to the Yellow Jacket 35 yard line to set up Duke's game-winning drive; Duke then drove 35 yards for the game-winning TD pass from Mike Dunn to Tom Hall with 13 seconds remaining; Duke had trailed 24-9 after three periods
- First career start came on September 9, 1978 against Georgia Tech in place of injured Mike Dunn; completed six-of-15 (.400) passes for 153 yards and one TD while rushing eight times for 47 yards in a season-opening 28-10 home win; set school single-game record for yards per pass completion (25.50); named ACC Offensive Back of the Week
- Led Duke to a 28-14 win over East Carolina on September 15, 1979; completed five-of-six (.833) passes for 92 yards with one TD and broke a 14-14 tie in the fourth quarter with a pair of rushing TDs
- Started 10 games in 1979
- Career rushing: 172-278 (1.62 avg.; 5 TDs)
- Career punt return: 7-39 (5.57 avg.)

Curt Dukes

Stony Point, N.C.

2004				
Opponent	C-A	Yds	TD	Int
Navy	0-1	0	0	0
Connecticut	0-0	0	0	0
Virginia Tech	3-10	73	1	1
Maryland	0-2	0	0	0
The Citadel	1-1	16	0	0
Georgia Tech	2-3	19	0	0
Virginia	— DNP —			
Wake Forest	— DNP —			
Florida State	— DNP —			
Clemson	— DNP —			
North Carolina	— DNP —			

2005				
Opponent	C-A	Yds	TD	Int
East Carolina	0-2	0	0	0
Virginia Tech	1-3	8	0	1
VMI	— DNP —			
Virginia	0-0	0	0	0
Navy	0-0	0	0	0
Miami	0-0	0	0	0
Georgia Tech	0-0	0	0	0
Florida State	0-1	0	0	1
Wake Forest	0-0	0	0	0
Clemson	0-0	0	0	0
North Carolina	0-0	0	0	0

Year	G/GS	Cmp	Att	Pct.	Yards	TD	Int
2004	6/0	6	17	.353	108	1	1
2005	10/0	1	6	.167	8	0	2
Total	16/0	7	23	.304	116	1	3

- Born October 6, 1983
- Jersey #12
- Lettered two seasons (2004-05)
- Member of the football program at Nebraska in 2002
- Redshirted in 2002
- Transferred to Duke and sat out the 2003 season per NCAA regulations
- Played in six games in 2004 before suffering season-ending leg injury against Georgia Tech on October 16
- Most extensive QB action came at Virginia Tech on September 18, 2004; completed three-of-10 (.300) passes for 73 yards with one TD and one INT
- Also saw action at fullback, tight end and wide receiver; earned starts against Connecticut (FB) on September 11 and Georgia Tech (WR) on October 16
- Entered the 2005 season as the No. 2 QB, but threw just six passes the entire season
- Played primarily on special teams over the final eight games of the year
- Career rushing: 27-89 (3.30 avg.)
- Career receiving: 3-22 (7.33 avg.)
- Big 12 Commissioner's Honor Roll, 2002
- ACC Academic Honor Roll, 2005

Mike Dunn

Hampton, Va.

1975				
Opponent	C-A	Yds	TD	Int
Southern California	1-6	44	0	1
South Carolina	2-5	18	0	1
Virginia	0-2	0	0	1
Pittsburgh	— DNP —			
Army ¹	4-9	47	0	1
Clemson	6-10	114	0	0
Florida	3-9	48	0	1
Georgia Tech	4-5	38	0	0
Wake Forest ²	6-9	111	0	2
N.C. State ³	3-7	39	0	0
North Carolina ⁴	2-5	67	0	0

1976				
Opponent	C-A	Yds	TD	Int
Tennessee ⁵	4-9	46	0	1
South Carolina ⁶	12-20	87	0	1
Virginia ⁷	7-11	107	0	0
Pittsburgh ⁸	14-21	197	1	2
Miami (Fla.) ⁹	7-13	83	0	0
Clemson ¹⁰	11-21	114	0	0
Maryland ¹¹	9-22	127	0	3
Georgia Tech ¹²	7-13	57	0	1
Wake Forest ¹³	7-15	91	1	2
N.C. State ¹⁴	5-11	60	0	0
North Carolina ¹⁵	7-13	109	0	1

1977				
Opponent	C-A	Yds	TD	Int
East Carolina ¹⁶	14-22	190	1	1
Michigan ¹⁷	12-16	118	0	2
Virginia ¹⁸	5-10	44	1	0
Navy ¹⁹	7-13	70	0	1
South Carolina ²⁰	3-10	74	0	0
Clemson ²¹	4-14	60	0	2
Maryland ²²	13-22	124	1	0
Georgia Tech ²³	17-31	171	1	0
Wake Forest ²⁴	6-10	78	1	0
N.C. State ²⁵	15-25	239	2	0
North Carolina ²⁶	6-18	71	0	3

1978				
Opponent	C-A	Yds	TD	Int
Georgia Tech	— DNP —			
South Carolina ²⁷	2-8	45	0	1
Michigan ²⁸	3-7	24	0	1
Virginia ²⁹	9-17	128	0	1
Navy ³⁰	5-11	23	1	1
Clemson ³¹	5-13	33	0	2
Maryland	— DNP —			
Tennessee ³²	4-10	33	0	0
Wake Forest ³³	8-20	77	0	0
N.C. State ³⁴	21-39	236	1	0
North Carolina ³⁵	8-19	69	0	2

Year	G/GS	Cmp	Att	Pct.	Yards	TD	Int
1975	10/4	31	67	.463	526	0	7
1976	11/11	90	169	.533	1,078	2	11
1977	11/11	102	191	.534	1,239	7	9
1978	9/9	65	144	.451	668	2	8
Total	41/35	288	571	.504	3,511	11	35

• Born January 11, 1957

• Jersey #8

• Lettered four seasons (1975-76-77-78)

• ACC Rookie of the Week after completing six-of-10 (.600) passes for 114 yards while rushing 15 times for 79 yards and one TD against Clemson on October 18, 1975 in a 25-21 home win

• ACC Offensive Back of the Week after setting Duke single-game standard for rushing yards by a QB (168) against Georgia Tech on October 30, 1976 in a 31-7 home win

• ACC Offensive Back of the Week after setting Duke single-game record for rushing TDs by a QB (4) against North Carolina on November 20, 1976 in a road 39-38 loss; added a two-point conversion on the ground for 26 total points to match the second-highest single-game total in school history

• Led QBs nationally in scoring (80 points) in 1976; the 80 points rank as the third-highest single-season total in Duke history

• Led the ACC in total offense in 1976 (166.8 ypg)

• In 1976, set Duke single-season marks for rushing yards by a QB (757), 100-yard rushing games by a QB (4) and rushing touchdowns by a QB (12)

• Led Duke to a 15-point second half comeback win over Georgia Tech on October 29, 1977; completed 17-of-31 (.548) passes for 171 yards with one TD; threw game-winning seven-yard TD pass to Tom Hall with 13 seconds remaining in the fourth period and Scott Wolcott's ensuing PAT gave Duke a 25-24 win after trailing 24-9 after three quarters

• ACC Offensive Back of the Week after completing 15-of-25 (.600) passes for 239 yards and two TDs against N.C. State on November 13, 1976 in a 28-14 road win

• Started 25 consecutive games from week nine of the 1975 season (November 8 at Wake Forest) through the end of the 1977 campaign; Did not play in the 1978 season-opener (September 9 vs. Georgia Tech) due to injury but returned in week two (September 23 vs. South Carolina) and started five straight games before suffering multiple injuries (thumb & knee) against Clemson on October 21; missed the Maryland contest on October 28 but returned to start the final four weeks of the season

• Holds Duke career records for rushing yards by a QB (1,939), 100-yard rushing games by a QB (6) and rushing TDs by a QB (22)

• On Duke's career charts, ranks third in rushing TDs (22), fifth in rushing attempts (565), sixth in total offensive plays (1,135), tied for sixth in 100-yard rushing games (6), seventh in rushing yards (1,939) and seventh in total offensive yards (5,450)

• Scored 148 career points on 22 TDs and eight PATs

• Career rushing: 565-1,939 (3.43 avg.; 22 TDs)

• Career receiving: 1-(-12) (-12.00 avg.)

• 2nd team Freshman All-America, 1975 (*Football News*)

• HM All-America, 1977 (*Associated Press*)

• Duke MVP, 1977

• Duke captain, 1978

• Represented Duke in the Blue-Gray Football Classic on December 25, 1979 in Montgomery, Ala.

• Signed free agent contract with the NFL's Cincinnati Bengals following senior season

Sam Eberdt					Arlington, Va.
1993					
Opponent	C-A	Yds	TD	Int	
South Carolina	0-0	0	0	0	
Wake Forest	0-0	0	0	0	
Tennessee	— DNP —				
Purdue	— DNP —				
Army	— DNP —				
N.C. State	— DNP —				
Virginia	— DNP —				
Navy	— DNP —				
Georgia Tech	— DNP —				
North Carolina	— DNP —				

Year	G/GS	Cmp	Att	Pct.	Yards	TD	Int
1991	—	0	6	.000	0	0	1
1992	—	0	0	.000	0	0	0
1993	2/0	0	0	.000	0	0	0
1994	10/0	0	0	.000	0	0	0
Total	—	0	6	.000	0	0	1

- Born August 27, 1932
- Jersey #46
- Lettered two seasons (1953-54)
- Member of the team in 1951-52, but did not letter
- In 1951, was zero-for-six (.000) passing with one INT
- In 1953, served as No. 2 fullback and No. 3 quarterback
- Suffered knee injury in week two vs. Wake Forest (September 26, 1953) and missed the remainder of the season
- Played exclusively at fullback in 1954, rushing 25 times for 148 yards and three TDs while catching two passes for 16 yards
- Career rushing: 28-163 (5.82 avg.)
- Career receiving: 2-16 (8.00 avg.)
- Career kickoff return: 2-31 (15.50 avg.)
- Career defense: 3 INTs
- Career kicking: 3-5 PATs; 0-1 FGs

Tom Edens					Sumter, S.C.
1966					
Opponent	C-A	Yds	TD	Int	
West Virginia	— DNP —				
Pittsburgh	— DNP —				
Virginia	— DNP —				
Maryland	2-7	20	0	2	
Clemson	— DNP —				
N.C. State	— DNP —				
Georgia Tech ¹	2-13	27	0	1	
Navy	— DNP —				
Notre Dame	— DNP —				
North Carolina	— DNP —				

Year	G/GS	Cmp	Att	Pct.	Yards	TD	Int
1966	2/1	4	20	.200	47	0	3
Total	2/1	4	20	.200	47	0	3

- Born October 13, 1947
- Jersey #14
- Lettered two seasons (1967-68)
- Played for the freshman team in 1965; completed 41-of-93 (.441) passes for 513 yards
- Lone career start came on October 29, 1966 against No. 6 Georgia Tech; completed two-of-13 (.154) passes for 27 yards with one INT in a 48-7 home loss
- Moved to the defensive backfield for final two seasons (1967-68)
- Career rushing: 4-(-8) (-2.0 avg.)
- Career punt return: 1-5 (5.0 avg.)
- Career defense: 2 INTs

Spence Fischer				Atlanta, Ga.	
1992					
Opponent	C-A	Yds	TD	Int	
Florida State	11-20	179	2	1	
Vanderbilt	— DNP —				
Rice	13-25	188	0	0	
Virginia	8-10	123	1	1	
East Carolina ¹	20-29	222	3	2	
Clemson ²	12-23	124	0	1	
Maryland ³	10-21	175	0	0	
Georgia Tech ⁴	19-31	228	1	1	
Wake Forest ⁵	5-14	92	0	2	
N.C. State ⁶	15-24	174	1	2	
North Carolina	— DNP —				

1993				
Opponent	C-A	Yds	TD	Int
Florida State	10-24	89	0	2
Rutgers ⁷	28-45	333	2	1
Army ⁸	29-36	357	3	1
Virginia ⁹	13-28	115	0	3
Tennessee ¹⁰	13-32	156	0	2
Clemson ¹¹	21-41	243	0	3
Maryland	10-23	138	0	1
Wake Forest ¹²	24-39	275	2	0
Georgia Tech ¹³	18-33	242	0	0
N.C. State ¹⁴	21-35	229	2	0
North Carolina ¹⁵	26-52	384	3	1

1994				
Opponent	C-A	Yds	TD	Int
Maryland ¹⁶	15-24	197	2	0
East Carolina ¹⁷	16-29	170	1	3
Army ¹⁸	15-24	150	0	0
Georgia Tech ¹⁹	14-23	113	0	0
Navy ²⁰	23-27	286	2	0
Clemson ²¹	25-39	240	1	0
Wake Forest ²²	9-18	131	2	1
Florida State ²³	14-31	138	2	2
Virginia ²⁴	19-36	236	1	1
N.C. State ²⁵	21-38	229	1	0
North Carolina ²⁶	33-57	395	4	1

1995				
Opponent	C-A	Yds	TD	Int
Florida State ²⁷	20-39	227	2	1
Rutgers ²⁸	19-33	214	1	1
Army ²⁹	32-50	362	2	1
Maryland ³⁰	18-36	174	0	0
Navy ³¹	24-41	241	0	1
Georgia Tech ³²	21-32	186	0	0
Virginia ³³	35-56	360	3	3
N.C. State ³⁴	31-46	347	1	3
Wake Forest ³⁵	18-29	211	1	0
Clemson ³⁶	21-42	226	1	3
North Carolina ³⁷	17-34	120	1	1

Year	G/GS	Cmp	Att	Pct.	Yards	TD	Int
1992	9/6	113	197	.574	1,505	8	10
1993	11/9	213	388	.549	2,561	12	14
1994	11/11	204	346	.590	2,285	16	8
1995	11/11	256	438	.584	2,668	12	14
Total	42/37	786	1,369	.574	9,019	48	46

- Born November 30, 1972
- Jersey #12
- Lettered four seasons (1992-93-94-95)
- Redshirted in 1991
- In first career start, ACC Rookie of the Week after completing 20-of-29 (.690) passes for 222 yards with three TDs and two INTs against East Carolina on October 10, 1992 in a 45-14 home win
- First career pass attempt covered 60 yards to WR Jon Jensen at No. 4 Florida State on September 5, 1992
- ACC Offensive Back of the Week after completing 24-of-39 (.615) passes for 275 yards and two TDs against Wake Forest on October 23, 1993 in a 21-13 road win
- On November 26, 1993 against No. 13 North Carolina, threw an 80-yard TD pass to WR Jon Jensen; pass completion ranks tied for fifth-longest in Duke history
- In Duke's 34-20 loss to Wisconsin in the Hall of Fame Bowl on January 2, 1995, completed 28-of-46 (.609) passes for 314 yards with four INTs while rushing six times for 15 yards
- Finished career ranking second in ACC history and 24th in NCAA history in passing yardage
- Had two impressive streaks of pass attempts without an interception (156 in 1993; 141 in 1994)
- Became Duke's career leader in total offensive yards in final collegiate game on November 18, 1995 against North Carolina, breaking Ben Bennett's mark of 9,061 yards; held the record (9,110) until Thaddeus Lewis broke the standard on November 14, 2009 versus Georgia Tech
- Career rushing: 237-89 (0.38 avg.; 7 TDs)
- Career receiving: 1-23 (23.00 avg.)
- Career punting: 9-417 (46.33 avg.)
- Played two seasons (1992-93) on the Duke baseball team as a right-handed pitcher
- Appeared in four career games on the mound, allowing seven hits and one earned run with four walks and zero strikeouts in 4.1 innings
- Duke captain, 1995
- Academic All-ACC, 1994
- Sixth round selection (203rd overall pick) of the Pittsburgh Steelers in the 1996 NFL Draft
- Played in the World Football League in 1997

Gil Garner		Augusta, Ga.			
1960					
Opponent	C-A	Yds	TD	Int	
South Carolina	—	DNP	—		
Maryland	—	DNP	—		
Michigan	—	DNP	—		
N.C. State	—	DNP	—		
Clemson	0-0	0	0	0	
Georgia Tech	—	DNP	—		
Navy	—	DNP	—		
Wake Forest	2-3	25	1	0	
North Carolina	0-0	0	0	0	
UCLA	0-0	0	0	0	

1961							
Opponent	C-A	Yds	TD	Int			
South Carolina	4-5	27	0	0			
Virginia	6-6	134	2	0			
Wake Forest	6-7	38	1	0			
Georgia Tech	4-9	13	0	2			
Clemson	7-11	92	0	1			
N.C. State	7-9	59	0	0			
Michigan	8-13	70	0	0			
Navy	2-5	20	0	0			
North Carolina	6-12	35	0	1			
Notre Dame	6-9	88	2	0			

1962							
Opponent	C-A	Yds	TD	Int			
Southern California	8-13	107	1	1			
South Carolina	6-7	42	0	0			
Florida	12-16	114	1	1			
California	3-5	22	0	0			
Clemson	1-3	12	0	0			
N.C. State	0-1	0	0	0			
Georgia Tech	3-4	7	0	0			
Maryland	0-2	0	0	0			
Wake Forest	4-7	63	0	0			
North Carolina	5-7	46	0	0			

Year	G/GS	Cmp	Att	Pct.	Yards	TD	Int
1960	4/0	2	3	.667	25	1	0
1961	10/0	56	86	.652	576	5	4
1962	10/0	42	65	.646	413	2	2
Total	24/0	100	154	.649	1,014	8	6

- Born March 23, 1941
- Jersey #11
- Lettered three seasons (1960-61-62)
- Quarterbacked the freshman team to undefeated season in 1959
- No. 2 QB behind Walt Rappold in 1961 & 1962
- Led the ACC in pass completion percentage (.652) in 1961
- On October 6, 1962, came off the bench to complete 12-of-16 (.750) passes for 114 yards with one TD and one INT as Duke erased a 21-0 halftime deficit to defeat Florida, 28-21; engineered game-winning drive that resulted in a one-yard TD run by FB Mike Curtis with 11:19 remaining in the fourth quarter
- Career rushing: 67-42 (0.63 avg.; 2 TDs)
- Career punt return: 5-28 (5.60 avg.)
- Career defense: 3 INTs

Scotty Glacken		Bethesda, Md.		
1963				
Opponent	C-A	Yds	TD	Int
South Carolina	3-9	39	1	0
Virginia	5-10	79	1	0
Maryland ¹	6-14	106	1	0
California ²	17-32	196	1	2
Clemson ³	8-12	134	4	0
N.C. State ⁴	14-33	123	1	2
Georgia Tech ⁵	12-26	140	0	2
Wake Forest ⁶	11-20	115	1	0
Navy ⁷	9-16	116	1	1
North Carolina ⁸	16-28	217	1	1

1964							
Opponent	C-A	Yds	TD	Int			
South Carolina ⁹	10-18	95	0	0			
Virginia ¹⁰	6-11	99	2	0			
Maryland ¹¹	7-10	74	1	0			
N.C. State ¹²	2-7	23	0	1			
Army ¹³	6-15	93	0	0			
Georgia Tech ¹⁴	24-38	263	1	3			
Wake Forest ¹⁵	10-20	102	0	2			
Navy ¹⁶	7-17	90	1	2			
North Carolina ¹⁷	17-30	238	2	1			
Tulane ¹⁸	15-26	101	0	0			

1965							
Opponent	C-A	Yds	TD	Int			
Virginia ¹⁹	10-13	96	0	0			
South Carolina ²⁰	2-9	28	0	1			
Rice ²¹	9-13	254	4	0			
Pittsburgh ²²	16-24	165	1	2			
Clemson ²³	10-20	145	0	1			
Illinois ²⁴	4-11	55	0	2			
Georgia Tech	—	DNP	—				
N.C. State	—	DNP	—				
Wake Forest	—	DNP	—				
North Carolina	0-1	0	0	0			

Year	G/GS	Cmp	Att	Pct.	Yards	TD	Int
1963	10/8	101	201	.502	1,265	12	8
1964	10/10	104	192	.541	1,178	7	9
1965	7/6	50	88	.575	727	5	6
Total	27/24	255	481	.531	3,179	24	23

- Born July 28, 1944; died December 27, 2006
- Jersey #17
- Lettered three seasons (1963-64-65)
- Began the 1963 season as the No. 3 QB behind Dave Uible and Jerry Stoltz; pressed into action in week two against Virginia on September 28 when both were lost to injury; completed five-of-10 (.500) passes for 79 yards and one TD, rushed for one TD and two PATs in a 30-8 road win
- First career start came on October 5, 1963 against Maryland; completed six-of-14 (.429) passes for 106 yards with one TD in a 30-12 win in Richmond, Va.; with nine minutes remaining in the game, tossed a 60-yard TD pass to Stan Crisson for a 17-12 Duke lead
- In a 35-30 win over Clemson on October 19, 1963, became the first player in ACC history to throw four TD passes in a game
- Set ACC single-game record for passing yards (217) against North Carolina on November 28, 1963 in a 16-14 home loss
- Led the ACC in passing yards (1,265) and TD passes (12) in 1963
- Ranked third nationally in TD passes in 1963
- Matched ACC single-season record for TD passes in 1963 set by Wake Forest's Norm Snead in 1959
- Against No. 8 Georgia Tech on October 31, 1964, completed an ACC single-game record 24 passes in a 21-8 home loss
- Led the ACC in passing yards (1,178) in 1964
- Broke Billy Cox's school career passing record (2,455) on September 18, 1965 versus Virginia; held the record (3,179) until Leo Hart surpassed the mark on October 25, 1969 versus N.C. State
- In Duke's 41-21 win over Rice on October 2, 1965, matched own school record with four TD passes; completed nine-of-13 (.692) passes for 254 yards with scoring tosses covering 15, 19, 60 & 62 yards
- On October 23, 1965 at Illinois, suffered knee injury and missed the next three games; returned for the season finale on November 20 against North Carolina and threw an incomplete pass on his lone attempt
- 2nd team All-ACC, 1963
- 2nd team All-ACC, 1964
- Career rushing: 144-130 (0.90 avg.; 5 TDs)

- Lettered two seasons (1964-65) as a catcher on the Duke baseball team, playing in 44 career games and batting .217 (33-of-152) with 12 runs scored, four doubles, one triple, three home runs and 13 RBI
- Selected in the seventh round of the 1966 AFL Draft by the Denver Broncos and completed six-of-15 (.400) passes for 84 yards and one TD in 10 games over two seasons (1966-67)
- Served as the head football coach at Georgetown University from 1969-92, compiling a 98-94-2 (.510) career record in 23 seasons
- Enshrined in the Georgetown University Athletic Hall of Fame

Career AFL Passing Statistics

> Denver Broncos (1966-67)

Year	G/GS	Cmp	Att	Pct.	Yards	TD	Int
1966	8/1	6	11	.545	84	1	0
1967	2/0	0	4	.000	0	0	0
Total	10/1	6	15	.400	84	1	0

David Green

Charlotte, N.C.

1994

Opponent	C-A	Yds	TD	Int
Maryland	— DNP —			
East Carolina	— DNP —			
Army	1-1	7	1	0
Georgia Tech	— DNP —			
Navy	0-0	0	0	0
Clemson	— DNP —			
Wake Forest	0-0	0	0	0
Florida State	— DNP —			
Virginia	— DNP —			
N.C. State	— DNP —			
North Carolina	— DNP —			

1995

Opponent	C-A	Yds	TD	Int
Florida State	2-5	15	0	0
Rutgers	— DNP —			
Army	— DNP —			
Maryland	— DNP —			
Navy	2-2	12	0	0
Georgia Tech	— DNP —			
Virginia	— DNP —			
N.C. State	— DNP —			
Wake Forest	0-1	0	0	0
Clemson	— DNP —			
North Carolina	— DNP —			

1996

Opponent	C-A	Yds	TD	Int
Florida State ¹	6-12	40	0	0
Northwestern	— DNP —			
Army ²	11-20	102	0	0
Georgia Tech	— DNP —			
Navy ³	7-11	76	0	1
Clemson	— DNP —			
Maryland ⁴	9-21	103	0	1
Virginia	0-0	0	0	0
N.C. State ⁵	14-32	138	1	1
Wake Forest ⁶	25-37	272	2	0
North Carolina ⁷	18-33	233	1	0

1997

Opponent	C-A	Yds	TD	Int
N.C. State	— DNP —			
Northwestern	4-9	42	1	0
Army	— DNP —			
Navy	— DNP —			
Maryland	— DNP —			
Florida State	— DNP —			
Virginia	2-4	6	0	0
Wake Forest	— DNP —			
Clemson	— DNP —			
Georgia Tech	21-27	335	4	1
North Carolina ⁸	12-33	142	1	4

Year	G/GS	Cmp	Att	Pct.	Yards	TD	Int
1994	3/0	1	1	1.000	7	1	0
1995	3/0	4	8	.500	27	0	0
1996	8/7	90	166	.542	954	4	3
1997	4/1	39	73	.534	525	6	5
Total	18/8	134	248	.540	1,523	11	8

- Born February 10, 1975
- Jersey #11
- Lettered two seasons (1996-97)
- First career start came on September 7, 1996 against No. 3 Florida State; completed six-of-12 (.500) passes for 40 yards before suffering an ankle injury and leaving the 44-7 road loss
- Missed week two against Northwestern before returning to the starting lineup in week three versus Army
- Nursing the injured ankle, did not play against Georgia Tech (September 26), but returned to start against Navy (October 5) but suffered a concussion and missed the Clemson contest (October 12)
- Entered the 1997 season as the No. 1 QB, but suffered a torn MCL in the final preseason scrimmage on August 23
- After sitting out the season-opener against N.C. State on September 6, 1997, played in a reserve role in week two versus Northwestern on September 13, but re-injured knee and missed the next four games
- Against Georgia Tech on November 15, 1997, came off the bench to post the most prolific passing quarter in Duke history; versus the Yellow Jackets in the fourth quarter of a 41-38 home loss, completed 14-of-17 (.824) passes for 256 yards and four TDs; finished the game 21-of-27 (.778) for 335 yards and four TDs after entering the game with 9:19 remaining in the third period and Duke trailing, 35-11
- Returned to the starting lineup for the season finale on November 22 against No. 8 North Carolina; completed 12-of-33 (.364) passes for 142 yards with one TD and four INTs in a 50-14 road loss
- Career rushing: 67-45 (0.67 avg.; 1 TD)

George Harris Kings Mountain, N.C.

Opponent	C-A	Yds	TD	Int
South Carolina	— DNP —			
Virginia	— DNP —			
Maryland	— DNP —			
Rice	— DNP —			
Wake Forest	0-1	0	0	0
N.C. State	— DNP —			
Georgia Tech	— DNP —			
Navy	— DNP —			
Clemson	— DNP —			
North Carolina	— DNP —			

Opponent	C-A	Yds	TD	Int
South Carolina	0-0	0	0	0
Virginia	0-0	0	0	0
Illinois	— DNP —			
Baylor	— DNP —			
Notre Dame	— DNP —			
N.C. State	— DNP —			
Georgia Tech	— DNP —			
Louisiana State	1-3	16	0	0
Wake Forest	0-0	0	0	0
North Carolina	— DNP —			

Opponent	C-A	Yds	TD	Int
South Carolina ¹	1-3	14	0	0
Ohio State ²	2-5	14	0	1
Rice ³	1-2	12	0	0
Pittsburgh ⁴	2-5	16	0	0
Army	4-13	28	0	1
N.C. State	1-4	8	0	0
Georgia Tech ⁵	2-4	35	0	0
Clemson	0-2	0	0	1
Wake Forest ⁶	3-6	112	2	1
North Carolina ⁷	11-21	142	0	1

Year	G/GS	Cmp	Att	Pct.	Yards	TD	Int
1957	1/0	0	1	.000	0	0	0
1958	4/0	1	3	.333	16	0	0
1959	10/7	27	65	.415	381	2	5
Total	15/7	28	69	.406	397	2	5

- Born September 5, 1938
- Jersey #18
- Lettered three seasons (1957-58-59)
- In Duke's 48-21 loss to Oklahoma in the Orange Bowl on January 1, 1958, threw an INT on his only passing attempt and rushed three times for nine yards
- First career start came in the season-opener on September 19, 1959 at South Carolina; completed one-of-three (.333) passes for 14 yards in a 12-7 road loss
- On October 31, 1959 against No. 9 Georgia Tech, completed two-of-four (.500) passes for 35 yards in a 10-7 upset road win; directed game-winning drive that resulted in a 28-yard field goal by Art Browning with 7:34 left in the fourth quarter
- In Duke's 27-15 win over Wake Forest on November 14, 1959, completed three-of-six (.500) passes for 112 yards with two TDs; scoring tosses covered 50 (to Floyd Bell) and 55 (to Jack Wilson) yards
- Career rushing: 63-27 (0.43 avg.)
- Career kickoff return: 3-41 (13.67 avg.)
- Career punt return: 4-14 (3.50 avg.)
- Career punting: 9-231 (25.67 avg.)
- Career defense: 1 INT

Leo Hart Kinston, N.C.

Opponent	C-A	Yds	TD	Int
South Carolina ¹	16-25	214	1	0
Michigan ²	11-29	183	1	1
Maryland ³	10-25	125	0	1
Virginia ⁴	20-38	294	1	1
Clemson ⁵	19-34	316	2	2
Army ⁶	11-24	161	2	1
Georgia Tech ⁷	15-27	237	1	0
N.C. State ⁸	18-37	189	1	3
Wake Forest ⁹	20-28	282	2	0
North Carolina ¹⁰	22-34	237	0	2

Opponent	C-A	Yds	TD	Int
South Carolina ¹¹	20-34	194	2	0
Virginia ¹²	11-26	90	0	1
Pittsburgh ¹³	10-24	125	1	1
Wake Forest ¹⁴	21-28	262	1	2
Maryland ¹⁵	9-27	123	0	0
N.C. State ¹⁶	16-29	154	0	0
Georgia Tech ¹⁷	20-31	275	0	4
Clemson ¹⁸	17-27	212	0	0
Virginia Tech ¹⁹	8-18	110	0	1
North Carolina ²⁰	13-24	97	1	0

Opponent	C-A	Yds	TD	Int
Florida ²¹	21-36	228	1	0
Maryland ²²	24-38	254	1	2
Virginia ²³	16-28	231	0	1
Ohio State ²⁴	11-23	92	0	2
West Virginia ²⁵	7-10	82	0	0
N.C. State ²⁶	5-11	42	0	0
Clemson ²⁷	26-36	287	1	2
Georgia Tech ²⁸	17-30	242	0	2
Wake Forest ²⁹	17-27	216	0	1
South Carolina ³⁰	22-31	302	2	0
North Carolina ³¹	13-38	260	2	2

Year	G/GS	Cmp	Att	Pct.	Yards	TD	Int
1968	10/10	162	301	.538	2,238	11	11
1969	10/10	145	268	.541	1,642	5	9
1970	11/11	179	308	.581	2,236	7	12
Total	31/31	486	877	.554	6,116	23	32

- Born March 3, 1949
- Jersey #10
- Lettered three seasons (1968-69-70)
- Played on the freshman team in 1967, completing 32-of-64 (.500) passes for 380 yards
- Entered the 1968 season as a reserve, but pressed into action in season-opener for first career start at South Carolina on September 21 when projected starter Dave Trice suffered a knee injury in final preseason scrimmage; ACC Offensive Player of the Week after completing 16-of-25 (.640) passes for 214 yards and one TD in a 14-7 road win
- Set school record for longest pass completion with 81-yard throw to Wes Chesson against Wake Forest on November 16, 1968; record stood until Ben Bennett's 88-yard pass to Chris Castor against Tennessee on September 4, 1982
- Ranked sixth nationally in total offense and 10th in passing yards in 1968
- ACC Offensive Back of the Week after completing 21-of-28 (.750) passes for 262 yards with one TD and two INTs against Wake Forest on October 11, 1969 in a 27-20 road win
- ACC Offensive Back of the Week after completing 17-of-27 (.630) passes for 212 yards against Clemson on November 8, 1969 in a 34-27 home win
- Participated in the most famous Duke football play from scrimmage on November 22, 1969 in a 17-13 home win over North Carolina; with the score tied 7-7 late in the third period, knelt down to tie his shoe following a rushing attempt rather than returning to the huddle, distracting the Tar Heel defense enough for WR Wes Chesson to take a direct snap and sprint 53 yards for a TD
- ACC Offensive Back of the Week after completing 26-of-36 (.722) passes for 287 yards with one TD and two INTs against Clemson on October 24, 1970 in a 21-10 road win
- ACC Offensive Back of the Week after completing 17-of-27 (.630) passes for 216 yards with one INT against Wake Forest on November 7, 1970 in a 28-14 home loss

- Started all 31 games of his Duke career
- Led the ACC in passing in 1968 (2,238 yards), 1969 (1,642 yards) and 1970 (16.4 completions per game)
- Led the ACC in total offense in 1968 (2,340 yards), 1969 (1,612 yards) and 1970 (210.5 ypg)
- Only player in ACC history to lead the league in both total offense and passing in three consecutive seasons
- Broke Scotty Glacken's school career passing record (3,179) on October 25, 1969 against N.C. State and held the record (6,116) until Ben Bennett broke the mark on November 13, 1982 versus N.C. State
- Finished career as just the fourth player in NCAA history to pass for 6,000 yards, joining Steve Ramsey (North Texas State), Chuck Hixson (LSU) and Jim Plunkett (Stanford)
- Closed career ranking fifth in NCAA history in total offense behind Plunkett, Ramsey, Hixson and Virgil Carter (BYU)
- Graduated as the ACC's all-time leader in pass completions, pass attempts, passing yards and total offense
- First three-time first team All-ACC selection in league history
- 1st team All-ACC, 1968
- HM All-America, 1968 (*Associated Press*)
- 1st team All-ACC, 1969
- HM All-America, 1969 (*Associated Press*)
- Duke MVP, 1969
- 1st team All-ACC, 1970
- HM All-America, 1970 (*Associated Press*)
- Duke MVP, 1970
- Duke captain, 1970
- Career rushing: 314-151 (0.48 avg.; 13 TDs)
- Lettered three seasons (1968-69-70) as a right-handed pitcher on the Duke baseball team; appeared in career 29 games, compiling a 6-10 record and 2.48 ERA; allowed 97 hits and 32 earned runs in 116.1 innings with 90 strikeouts and 49 walks
- Participated in both the East-West Shrine Game and Senior Bowl
- Selected in the third round (59th overall pick) of the 1971 NFL Draft by the Atlanta Falcons
- Played professionally with the Atlanta Falcons (1971), Los Angeles Rams (1972), Buffalo Bills (1972-73) and New York Giants (1974)
- First professional action came as a reserve for the Falcons on October 24, 1971 in a 28-6 home victory over the New Orleans Saints; played five snaps and threw one incomplete pass
- After being traded from the Bills to the Giants prior to the 1974 campaign, suffered career-ending shoulder surgery against the Houston Oilers in New York's first preseason game
- Served as an assistant football coach at Duke from November, 1974-June, 1977
- Inducted into the Duke Sports Hall of Fame in 1988
- Inducted into the North Carolina Sports Hall of Fame in 2008

Career NFL Passing Statistics

> Atlanta Falcons (1971)

> Buffalo Bills (1972)

Year	G/GS	Cmp	Att	Pct.	Yards	TD	Int
1971	1/0	0	1	.000	0	0	0
1972	2/1	6	15	.400	53	0	3
Total	3/1	6	16	.375	53	0	3

Ken Hull

Swarthmore, Pa.

1988

Opponent	C-A	Yds	TD	Int
Northwestern	— DNP —			
Tennessee	— DNP —			
The Citadel	1-1	2	0	0
Virginia	— DNP —			
Vanderbilt	— DNP —			
Clemson	4-10	42	0	2
Maryland	0-0	0	0	0
Georgia Tech	— DNP —			
Wake Forest	0-0	0	0	0
N.C. State	0-0	0	0	0
North Carolina	— DNP —			

Year	G/GS	Cmp	Att	Pct.	Yards	TD	Int
1988	5/0	5	11	.455	44	0	2
Total	5/0	5	11	.455	44	0	2

- Born November 6, 1968
- Jersey #11
- Lettered one season (1988)
- Career rushing: 3-9 (3.00 avg.)

Robert Jamieson

Greensboro, N.C.

1963

Opponent	C-A	Yds	TD	Int
South Carolina	— DNP —			
Virginia	— DNP —			
Maryland	0-0	0	0	0
California	0-0	0	0	0
Clemson	0-0	0	0	0
N.C. State	0-0	0	0	0
Georgia Tech	— DNP —			
Wake Forest	0-0	0	0	0
Navy	0-0	0	0	0
North Carolina	0-0	0	0	0

1964

Opponent	C-A	Yds	TD	Int
South Carolina	0-0	0	0	0
Virginia	0-0	0	0	0
Maryland	0-0	0	0	0
N.C. State	0-0	0	0	0
Army	0-0	0	0	0
Georgia Tech	0-0	0	0	0
Wake Forest	0-0	0	0	0
Navy	0-0	0	0	0
North Carolina	0-0	0	0	0
Tulane	0-0	0	0	0

Year	G/GS	Cmp	Att	Pct.	Yards	TD	Int
1963	7/0	0	0	.000	0	0	0
1964	10/0	0	0	.000	0	0	0
Total	17/0	0	0	.000	0	0	0

- Born November 6, 1941
- Jersey #11
- Lettered two seasons (1963-64)
- Career defense: 2 INTs
- Also played safety; recorded two INTs in 1963
- Lettered two seasons (1962-63) for the Duke basketball team; in 30 career games, scored 50 points with 53 rebounds while shooting 19-of-32 (.594) from the field and 12-of-24 (.500) from the foul line

Eric Johnson

Sea Cliff, N.J.

1978

Opponent	C-A	Yds	TD	Int
Georgia Tech	— DNP —			
South Carolina	— DNP —			
Michigan	— DNP —			
Virginia	— DNP —			
Navy	0-1	0	0	1
Clemson	— DNP —			
Maryland	— DNP —			
Tennessee	— DNP —			
Wake Forest	— DNP —			
N.C. State	— DNP —			
North Carolina	— DNP —			

Year	G/GS	Cmp	Att	Pct.	Yards	TD	Int
1978	1/0	0	1	.000	0	0	1
Total	1/0	0	1	.000	0	0	1

- Born May 31, 1960
- Jersey #19
- Lettered one season (1979)
- In only season as a QB (1978), appeared in one game (Navy on October 14) and threw one incomplete pass while rushing twice for four yards
- Moved to running back in the spring of 1979, but played as a reserve DB that fall, recording nine total tackles and one INT
- Career rushing: 2-4 (2.00 avg.)
- Career defense: 1 INT

Mark Johnson

Oxen Hill, Md.

1972

Opponent	C-A	Yds	TD	Int
Alabama	— DNP —			
Washington	0-0	0	0	0
Stanford	— DNP —			
Virginia	— DNP —			
N.C. State	— DNP —			
Clemson	2-7	22	0	1
Maryland ¹	5-8	54	1	1
Navy ²	7-9	76	0	0
Georgia Tech ³	9-15	156	0	0
Wake Forest ⁴	5-18	47	0	1
North Carolina ⁵	2-12	25	0	4

1973

Opponent	C-A	Yds	TD	Int
Tennessee ⁶	6-13	95	0	1
Washington ⁷	7-13	74	2	2
Virginia ⁸	9-19	155	0	1
Purdue ⁹	3-8	48	1	1
Tulane ¹⁰	0-1	0	0	0
Clemson	1-5	-5	0	2
Maryland	0-1	0	0	0
Georgia Tech ¹¹	8-14	81	0	0
Wake Forest ¹²	3-9	45	0	1
N.C. State ¹³	1-8	4	0	3
North Carolina	0-0	0	0	0

Year	G/GS	Cmp	Att	Pct.	Yards	TD	Int
1972	7/5	30	69	.435	380	1	7
1973	11/8	38	91	.418	497	3	11
1974	11/0	0	0	0	0	0	0
Total	29/13	68	160	.425	877	4	18

- Born June 1, 1953
- Jersey #9
- Lettered three seasons (1972-73-74)
- Scheduled to start at QB in 1972, but suffered shoulder injury one week prior to the season; attempted to throw left-handed following injury to no avail
- Returned in week two against No. 12 Washington on September 16, starting at tailback; in the 14-6 road loss to the Huskies, rushed 16 times for 47 yards in two quarters before suffering ankle injury; would miss the next three games
- Returned at QB, starting five of the last six games as Duke went 4-2
- First career start came against Maryland on October 21, 1972; ACC Offensive Back of the Week after completing five-of-eight (.625) passes for 54 yards with one TD and one INT while rushing 19 times

- for 114 yards and one TD in a 20-14 home win
- ACC Rookie of the Week after completing nine-of-15 (.600) passes for 156 yards against Georgia Tech on November 4, 1972 in a 20-14 home win
 - Rushed for 462 yards in 1972, marking the third-highest single-season total by a Duke QB
 - Started eight games at QB in 1973 before moving to defensive back for senior season (1974)
 - Led Duke to a 23-21 fourth quarter win over Washington on September 22, 1973; completed seven-of-13 (.538) passes for 74 yards with two TDs and two INTs; threw game-winning 11-yard TD pass to Randy Cobb with 1:37 remaining in the fourth quarter
 - In 1972, recipient of the ACC's Brian Piccolo Award, an honor presented annually to the most courageous football player in the league
 - Duke captain, 1973
 - Career rushing: 210-715 (3.40 avg.; 6 TDs)
 - Career receiving: 1-9 (9.00 avg.)
 - Career defense: 1 INT

Marcus Jones

Ringgold, Ga.

2005

Opponent	C-A	Yds	TD	Int
East Carolina	0-0	0	0	0
Virginia Tech	0-0	0	0	0
VMI	1-2	9	0	0
Virginia	0-0	0	0	0
Navy	0-0	0	0	0
Miami	0-2	0	0	0
Georgia Tech	0-0	0	0	0
Florida State	0-0	0	0	0
Wake Forest	1-2	-3	0	0
Clemson	0-0	0	0	0
North Carolina	0-1	0	0	1

2006

Opponent	C-A	Yds	TD	Int
Richmond ¹	2-6	11	0	0
Wake Forest	— DNP —			
Virginia Tech	6-8	71	0	0
Virginia	0-0	0	0	0
Alabama	0-0	0	0	0
Florida State	0-0	0	0	0
Miami (Fla.)	0-0	0	0	0
Vanderbilt	0-0	0	0	0
Navy	0-0	0	0	0
Boston College	0-0	0	0	0
Georgia Tech	0-0	0	0	0
North Carolina	0-0	0	0	0

Year	G/GS	Cmp	Att	Pct.	Yards	TD	Int
2005	11/0	2	7	.286	6	0	1
2006	11/1	8	14	.571	82	0	0
2007	12/0	0	0	.000	0	0	0
2008	12/0	0	0	.000	0	0	0
Total	46/1	10	21	.476	88	0	1

- Born November 24, 1986
- Jersey #6
- Lettered four seasons (2005-06-07-08)
- After seeing spot reserve duty at both QB and WR as a true freshman in 2005, started the season-opener on September 2, 2006 against Richmond at QB after incumbent starter Zack Asack was dismissed from school due to academic violation that summer; completed two-of-six (.333) passes for 11 yards in a 13-0 home loss; was replaced in the second quarter by true freshman Thaddeus Lewis
- Replaced in the starting lineup by Lewis in week two
- Pressed into action as a reserve in week three against No. 14 Virginia Tech when Lewis was forced to miss action due to head injury; completed six-of-eight (.750) passes for 71 yards in a 36-0 road loss
- Played final two seasons at OLB, seeing action in all 24 games with 17 starting assignments
- Career rushing: 24-27 (1.13 avg.)
- Career receiving: 11-90 (8.18 avg.; 1 TD)
- Career defense: 79 tackles, 4.5 TFL, 1.0 sack, 3 PBUs, 1 FR & 1 INT
- Also started at WR (four games in 2005; two games in 2006) and LB (five games in 2007; 12 games in 2008)
- Lettered as an outfielder in baseball in 2009, playing in 17 games with six starting assignments while batting .269 (7-for-26) with three runs scored, one double, one triple and three RBI
- Signed free agent contract with the Baltimore Orioles in June, 2010

Sonny Jurgensen

Wilmington, N.C.

1954				
Opponent	C-A	Yds	TD	Int
Pennsylvania	0-0	0	0	0
Tennessee	0-2	0	0	0
Purdue	4-6	40	0	0
Army	0-2	0	0	1
N.C. State	1-2	7	0	0
Georgia Tech	0-1	0	0	0
Navy	2-6	51	0	2
Wake Forest	3-3	83	1	0
South Carolina	1-2	15	0	0
North Carolina	1-3	16	0	0

1955

Opponent	C-A	Yds	TD	Int
N.C. State ¹	2-6	20	0	1
Tennessee ²	7-10	88	0	0
William & Mary ³	4-5	63	1	0
Ohio State ⁴	8-11	120	0	1
Pittsburgh ⁵	6-9	112	1	0
Georgia Tech	— DNP —			
Navy ⁶	0-6	0	0	2
South Carolina ⁷	4-6	57	0	0
Wake Forest ⁸	4-10	55	0	1
North Carolina ⁹	2-6	21	0	2

1956

Opponent	C-A	Yds	TD	Int
South Carolina ¹⁰	2-9	20	0	1
Virginia ¹¹	4-6	52	1	0
Tennessee	— DNP —			
Southern Methodist	5-6	93	0	0
Pittsburgh	0-2	0	0	0
N.C. State	1-1	7	1	0
Georgia Tech ¹²	2-4	41	0	0
Navy ¹³	11-21	121	0	3
Wake Forest ¹⁴	0-4	0	0	0
North Carolina ¹⁵	3-6	46	0	2

Year	G/GS	Cmp	Att	Pct.	Yards	TD	Int
1954	10/0	12	27	.444	212	1	3
1955	9/9	37	69	.536	536	2	7
1956	9/6	28	59	.475	380	2	6
Total	28/15	77	155	.497	1,128	5	16

- Born August 23, 1934
- Jersey #38 and #18
- Lettered three seasons (1954-55-56)
- No. 2 QB in 1954 behind Jerry Barger
- In Duke's 34-7 win over Nebraska in the Orange Bowl on January 1, 1955, threw one incomplete pass while rushing three times for nine yards
- In Duke's 20-14 win at No. 14 Ohio State on October 15, 1955, scored game-winning TD with 13:13 left in the fourth period on a one-yard rush and then preserved the victory with a defensive INT on the game's final snap
- Duke's starting QB in 1955, but missed the Georgia Tech game on October 29 due to ankle injury
- Prior to the 1956 season, referred to by Duke head coach Bill Murray as the "best Split-T quarterback in the nation"
- As returning starter in 1956, suffered knee injury in week two against Virginia on September 29 and sat out the Tennessee game a week later
- Returned to action against SMU on October 13, coming off the bench to replace an ineffective Bob Brodhead late in the second quarter with Duke trailing, 6-0; guided a scoring drive that resulted in the go-ahead TD on the final play of the first half as well as one TD in the second half in the 14-6 home win
- Continued to play in reserve fashion against Pittsburgh (October 20) and N.C. State (October 27) before resuming starting role against Georgia Tech (November 3)
- Career rushing: 99-109 (1.10 avg.; 5 TDs)
- Career kickoff return: 5-121 (24.20 avg.)
- Career punt return: 10-31 (3.10 avg.)
- Career punting: 8-256 (32.00 avg.)
- Career defense: 10 INTs
- 1st team All-ACC, 1956
- HM All-America, 1956 (*Associated Press*)
- Matched school record by recording one interception in four consecutive games in 1954 (Tennessee, Purdue, Army & N.C. State)
- Represented Duke in the North-South Game
- Fourth round selection of the Philadelphia Eagles in the 1957

- NFL Draft
- Played 18 seasons with the Philadelphia Eagles (1957-63) and Washington Redskins (1964-74)
 - Served as backup to Bobby Thompson (1957) and Hall of Famer Norm van Brocklin (1958-59-60) in Philadelphia before taking starting reigns in 1961
 - Traded on April 1, 1964 from Philadelphia to Washington in exchange for QB Norm Snead and CB Claude Crabb
 - Captured five NFL passing titles (1961, 1962, 1966, 1967 & 1969)
 - Led the NFL in passing TDs twice (1961 & 1967)
 - Shares NFL record for longest pass completion with 99-yard effort to Gerry Allen on September 15, 1968 against the Chicago Bears
 - Threw for 3,000+ yards in five seasons, 300+ yards in 25 games and 400+ yards in five games
 - Rushed for 493 career yards and 15 TDs
 - Five-time Pro Bowl selection (1961, 1964, 1966, 1967 & 1969)
 - Two-time First Team All-Pro pick (1961 & 1969)
 - Helped Philadelphia to the NFL championship in 1960
 - Helped Washington to four playoff berths
 - Retired as the NFL's all-time leading passer
 - Inducted into the North Carolina Sports Hall of Fame in 1971
 - Inducted into the Duke Sports Hall of Fame on April 7, 1979
 - Inducted into the Pro Football Hall of Fame on July 30, 1983
 - Inducted into the Orange Bowl Hall of Honor in January, 2004

Career NFL Passing Statistics

> Philadelphia Eagles (1957-63)

> Washington Redskins (1964-74)

Year	G/GS	Cmp	Att	Pct.	Yards	TD	Int
1957	10/5	33	70	.471	470	5	8
1958	12/0	12	22	.545	259	0	1
1959	12/0	3	5	.600	27	1	0
1960	12/0	24	44	.545	486	5	1
1961	14/14	235	416	.565	3,723	32	24
1962	14/13	196	366	.536	3,261	22	26
1963	9/9	99	184	.538	1,413	11	13
1964	14/14	207	385	.538	2,934	24	13
1965	13/13	190	356	.534	2,367	15	16
1966	14/14	254	436	.583	3,209	28	19
1967	14/14	288	508	.567	3,747	31	16
1968	12/12	167	292	.572	1,980	17	11
1969	14/14	274	442	.620	3,102	22	15
1970	14/14	202	337	.599	2,354	23	10
1971	5/1	16	28	.571	107	0	2
1972	7/4	39	59	.661	633	2	4
1973	14/4	87	145	.600	904	6	5
1974	14/4	107	167	.641	1,185	11	5
Total	218/149	2,433	4,262	.571	32,224	255	189

David Kraft

Upper St. Clair, Pa.

1972

Opponent	C-A	Yds	TD	Int
Alabama	— DNP —			
Washington	— DNP —			
Stanford	— DNP —			
Virginia	1-4	17	0	1
N.C. State	— DNP —			
Clemson	— DNP —			
Maryland	— DNP —			
Navy	— DNP —			
Georgia Tech	— DNP —			
Wake Forest	— DNP —			
North Carolina	— DNP —			

Year	G/GS	Cmp	Att	Pct.	Yards	TD	Int
1972	1/0	1	4	.250	17	0	1
Total	1/0	1	4	.250	17	0	1

- Born January 20, 1953
- Jersey #7
- Played on the freshman team in 1970; completed 28-of-50 (.560) passes for 409 yards with four TDs
- Career rushing: 1-4 (4.00 avg.)

Dortch Langston

Goldsboro, N.C.

1957				
Opponent	C-A	Yds	TD	Int
South Carolina	— DNP —			
Virginia	— DNP —			
Maryland	— DNP —			
Rice	— DNP —			
Wake Forest	0-1	0	0	0
N.C. State	— DNP —			
Georgia Tech	— DNP —			
Navy	— DNP —			
Clemson	— DNP —			
North Carolina	— DNP —			

1958

Opponent	C-A	Yds	TD	Int
South Carolina	— DNP —			
Virginia	— DNP —			
Illinois	— DNP —			
Baylor	— DNP —			
Notre Dame	— DNP —			
N.C. State	— DNP —			
Georgia Tech	— DNP —			
Louisiana State	— DNP —			
Wake Forest	0-0	0	0	0
North Carolina	— DNP —			

Year	G/GS	Cmp	Att	Pct.	Yards	TD	Int
1957	1/0	0	1	.000	0	0	0
1958	1/0	0	0	.000	0	0	0
Total	2/0	0	1	.000	0	0	0

- Born May 16, 1937
- Jersey #19
- Lettered one season (1958)

Dave Lerps

Tuckahoe, N.Y.

1952

Opponent	C-A	Yds	TD	Int
Washington & Lee	— DNP —			
Southern Methodist	— DNP —			
Tennessee	— DNP —			
South Carolina	1-1	7	0	0
N.C. State	— DNP —			
Virginia	— DNP —			
Georgia Tech	— DNP —			
Navy	— DNP —			
Wake Forest	— DNP —			
North Carolina	— DNP —			

1953

Opponent	C-A	Yds	TD	Int
South Carolina	— DNP —			
Wake Forest	— DNP —			
Tennessee	— DNP —			
Purdue	— DNP —			
Army	— DNP —			
N.C. State	0-1	0	0	0
Virginia	0-2	0	0	0
Navy	— DNP —			
Georgia Tech	— DNP —			
North Carolina	0-0	0	0	0

Year	G/GS	Cmp	Att	Pct.	Yards	TD	Int
1952	1/0	1	1	1.000	7	0	0
1953	3/0	0	3	.000	0	0	0
Total	4/0	1	4	.250	7	0	0

- Born June 28, 1931
- Jersey #39
- Lettered two seasons (1952-53)
- Not expected to play in 1953, but was invited by coach Bill Murray following an injury to QB Worth Lutz in week two against Wake Forest
- Pressed into action against N.C. State on October 24, 1953 due to injuries to QBs Jerry Barger and Worth Lutz; played the majority of the second half in Duke's 31-0 home win, throwing one incomplete pass in the game; also returned one punt 75 yards for a TD
- Punted four times for 144 yards (36.0) in 1953
- Career rushing: 8-17 (2.13 avg.; 1 TD)
- Career punt return: 4-101 (25.25 avg.; 1 TD)
- Career punting: 4-144 (36.00 avg.)

Thaddeus Lewis

Opa-Locka, Fla.

2006

Opponent	C-A	Yds	TD	Int
Richmond	15-24	148	0	0
Wake Forest ¹	21-32	305	1	0
Virginia Tech ²	2-6	10	0	0
Virginia ³	11-25	121	0	3
Alabama ⁴	7-18	74	1	2
Florida State ⁵	19-41	255	1	0
Miami (Fla.) ⁶	21-40	284	1	4
Vanderbilt ⁷	10-25	103	0	2
Navy ⁸	15-22	181	1	0
Boston College ⁹	20-40	131	0	2
Georgia Tech ¹⁰	19-32	237	2	1
North Carolina ¹¹	20-35	285	4	2

2007

Opponent	C-A	Yds	TD	Int
Connecticut ¹²	14-28	148	1	3
Virginia ¹³	14-30	137	1	1
Northwestern ¹⁴	19-23	246	3	0
Navy ¹⁵	23-36	428	4	1
Miami (Fla.) ¹⁶	18-27	241	2	0
Wake Forest ¹⁷	21-47	291	4	2
Virginia Tech ¹⁸	13-24	119	1	1
Florida State ¹⁹	16-30	198	1	1
Clemson ²⁰	15-26	160	1	1
Georgia Tech ²¹	12-29	122	1	0
Notre Dame ²²	16-33	121	0	0
North Carolina ²³	18-27	219	2	0

2008

Opponent	C-A	Yds	TD	Int
James Madison ²⁴	17-28	141	2	0
Northwestern ²⁵	24-42	256	0	0
Navy ²⁶	25-35	317	3	0
Virginia ²⁷	18-32	160	2	2
Georgia Tech ²⁸	15-28	97	0	1
Miami (Fla.) ²⁹	12-28	130	2	0
Vanderbilt ³⁰	21-36	222	1	0
Wake Forest ³¹	18-26	229	2	2
N.C. State ³²	37-52	317	2	0
Clemson ³³	3-5	24	0	0
Virginia Tech	— DNP —			
North Carolina ³⁴	34-49	278	1	1

2009

Opponent	C-A	Yds	TD	Int
Richmond ³⁵	34-55	350	2	0
Army ³⁶	5-16	60	1	0
Kansas ³⁷	16-27	184	0	2
N.C. Central ³⁸	17-25	189	2	0
Virginia Tech ³⁹	22-40	359	2	0
N.C. State ⁴⁰	40-50	459	5	0
Maryland ⁴¹	30-43	371	2	1
Virginia ⁴²	24-40	343	1	1
North Carolina ⁴³	16-33	113	0	1
Georgia Tech ⁴⁴	22-35	212	1	1
Miami (Fla.) ⁴⁵	20-37	303	1	1
Wake Forest ⁴⁶	28-48	387	3	1

Year	G/GS	Cmp	Att	Pct.	Yards	TD	Int
2006	12/11	180	340	.529	2,134	11	16
2007	12/12	199	360	.553	2,430	21	10
2008	11/11	224	361	.620	2,171	15	6
2009	12/12	274	449	.610	3,330	20	8
Total	47/46	877	1,510	.581	10,065	67	40

- Born November 19, 1987
- Jersey #9
- Lettered four seasons (2006-07-08-09)
- First career action came as a true freshman in season-opener on September 2, 2006 against Richmond; completed 15-of-24 (.625) passes for 148 yards in a 13-0 home loss
- First career start came in week two against Wake Forest on September 9, 2006; completed 21-of-32 (.656) passes for 305 yards and one TD in a 14-13 road loss
- In 2006, established school single-season freshman records for pass completions (180), pass attempts (340), passing yards (2,134), total offensive yards (2,060), total offensive plays (439), pass efficiency (106.93), 100-yard passing games (10), 200-yard passing games (5), games with 20+ pass completions (4) and average yards per pass attempt (6.28)
- Ranked fifth in the ACC in total offense (171.7 ypg) in 2006
- On September 15, 2007, led Duke to a 20-14 win over Northwestern by completing 19-of-23 (.826) passes for 246 yards and three TDs; completion percentage ranks second-best on school single-game chart while the pass efficiency rating of 215.49 is the fourth-highest in school history
- Equalled school single-game record for most TD passes by a combination (4 to Eron Riley) against Navy on September 22, 2007
- In 2007, set school single-season record for 100-yard passing games (11)
- ACC Offensive Back of the Week after completing 25-of-35 (.714) passes for 317 yards and three TDs against Navy on September 13, 2008 in a 41-31 home win
- Started 33 consecutive games before missing Virginia Tech (November 22, 2008) contest after suffering an ankle injury against Clemson (November 15, 2008)
- In 2008, set school single-season record for touchdown-to-interception ratio (2.50:1)
- Set school single-game record for pass attempts without an interception (55) against Richmond on September 5, 2009
- ACC Offensive Back of the Week and *Walter Camp Foundation* National Player of the Week after completing 40-of-50 (.800) passes for 459 yards and five TDs against N.C. State on October 10, 2009 in 49-28 road win
- Set school single-game record for pass completions with 40 versus N.C. State on October 10, 2009
- Matched school single-game record for touchdown responsibility (6 on 5 pass & 1 rush) against N.C. State on October 10, 2009
- Broke Ben Bennett's school career passing TD record (55) against N.C. State on October 10, 2009; finished career with 67
- Broke Ben Bennett's school career passing record (9,614) against Miami (Fla.) on November 21, 2009; finished career with 10,065
- In final collegiate game against Wake Forest on November 28, 2009, became the second player in ACC history (N.C. State's Philip Rivers) and 60th player in NCAA history to surpass 10,000 passing yards
- Ranked first in the ACC and 10th nationally in passing yards per game (277.5) in 2009
- Closed career holding or sharing 56 school records
- HM Freshman All-America, 2006 (*Sporting News*)
- Academic All-ACC, 2007
- 2nd team All-ACC, 2008
- Finalist, Davey O'Brien Award, 2009
- 2nd team All-ACC, 2009
- Duke captain, 2009
- Career rushing: 350-(-78) (-0.23 avg.; 9 TDs)
- On February 6, 2010, participated in the fourth annual Texas vs. The Nation All-Star Challenge; completed three-of-five (.600) passes for 30 yards to help Texas to a 36-17 win
- Participated in the NFL Scouting Combine in Indianapolis, Ind., from February 24-March 2, 2010
- Signed free agent contract with the NFL's St. Louis Rams on April 25, 2010

Worth Lutz

Durham, N.C.

1951

Opponent	C-A	Yds	TD	Int
South Carolina	0-0	0	0	0
Pittsburgh	0-0	0	0	0
Tennessee	0-0	0	0	0
N.C. State	0-0	0	0	0
Virginia Tech	0-0	0	0	0
Virginia	0-0	0	0	0
Georgia Tech	3-5	38	1	1
Wake Forest	5-7	76	1	0
William & Mary	0-5	0	0	2
North Carolina	3-6	16	0	1

1952

Opponent	C-A	Yds	TD	Int
Washington & Lee ¹	4-4	56	1	0
SMU ²	4-6	34	2	0
Tennessee ³	2-8	14	0	0
South Carolina ⁴	6-9	93	2	0
N.C. State ⁵	3-6	110	2	0
Virginia ⁶	4-11	31	1	0
Georgia Tech ⁷	3-10	45	0	1
Navy ⁸	6-7	88	0	0
Wake Forest ⁹	6-8	105	0	0
North Carolina ¹⁰	4-10	52	1	1

1953

Opponent	C-A	Yds	TD	Int
South Carolina ¹¹	9-14	101	0	1
Wake Forest ¹²	0-3	0	0	1
Tennessee	0-0	0	0	0
Purdue	— DNP —			
Army	6-19	94	0	1
N.C. State ¹³	0-0	0	0	0
Virginia	— DNP —			
Navy	1-6	8	0	0
Georgia Tech	0-0	0	0	0
North Carolina	0-2	0	0	0

1954

Opponent	C-A	Yds	TD	Int
Pennsylvania	0-0	0	0	0
Tennessee	0-0	0	0	0
Purdue	1-1	9	0	0
Army	0-0	0	0	0
N.C. State	0-0	0	0	0
Georgia Tech	0-0	0	0	0
Navy	0-0	0	0	0
Wake Forest	0-0	0	0	0
South Carolina	0-0	0	0	0
North Carolina	0-0	0	0	0

Year	G/GS	Cmp	Att	Pct.	Yards	TD	Int
1951	10/0	11	23	.478	130	2	4
1952	10/10	42	79	.532	627	9	2
1953	8/3	16	44	.364	203	0	3
1954	10/0	1	1	1.000	9	0	0
Total	38/13	70	147	.476	969	11	9

- Born February 6, 1933
- Jersey #17
- Lettered four seasons (1951-52-53-54)
- Southern Conference Rookie of the Week after blocking one punt and recording one INT on defense against Tennessee on October 6, 1951 in a 26-0 road loss
- As a "surprise" starter at HB against No. 5 Georgia Tech on November 3, 1951, led unranked Duke to a 14-14 tie by rushing for one TD and throwing for another
- Led Duke with five INTs on defense in 1951
- Starting QB in 1952; recieved nod as returning starter Jerry Barger was sidelined due to injury; Barger missed the first three games of the season before returning for remainder of season as a reserve
- On September 26, 1952 against SMU, completed four-of-six (.667) passes for 32 yards and two TDs in a 14-7 road win; threw game-winning three-yard TD pass to Howard Pitt with five seconds remaining in the fourth period
- Suffered knee injury on October 3, 1953 against Tennessee; missed following week versus Purdue before returning to complete six-of-19 (.316) passes for 94 yards with one INT while rushing for two TDs in Duke's 14-13 loss to Army on October 17

- Moved to fullback for the 1954 season, rushing 49 times for 172 yards and two TDs
- Southern Conference Freshman of the Year, 1951
- Finished seventh in the balloting for Southern Conference Player of the Year, 1952
- All-Southern Conference, 1952
- Career rushing: 231-667 (2.89 avg.; 8 TDs)
- Career kickoff return: 14-156 (11.14 avg.)
- Career punt return: 11-80 (7.27 avg.)
- Career punting: 67-2,517 yards (37.57 avg.)
- Career defense: 7 INTs

Jerry McGeeElizabeth City, N.C.

1958				
Opponent	C-A	Yds	TD	Int
South Carolina	— DNP —			
Virginia	— DNP —			
Illinois	— DNP —			
Baylor	— DNP —			
Notre Dame	— DNP —			
N.C. State	— DNP —			
Georgia Tech	— DNP —			
Louisiana State	— DNP —			
Wake Forest	0-1	0	0	0
North Carolina	— DNP —			

1959				
Opponent	C-A	Yds	TD	Int
South Carolina	0-1	0	0	0
Ohio State	0-0	0	0	0
Rice	0-0	0	0	0
Pittsburgh	0-0	0	0	0
Army	0-0	0	0	0
N.C. State	0-0	0	0	0
Georgia Tech	0-0	0	0	0
Clemson	0-0	0	0	0
Wake Forest	0-0	0	0	0
North Carolina	0-0	0	0	0

Year	G/GS	Cmp	Att	Pct.	Yards	TD	Int
1958	1/0	0	1	.000	0	0	0
1959	10/0	0	1	.000	0	0	0
1960	10/0	0	0	.000	0	0	0
Total	21/0	0	2	.000	0	0	0

- Born December 1, 1938
- Jersey #11
- Lettered two seasons (1959-60)
- Reserve QB in 1958; moved to fullback in 1959
- Rushed three times for 10 yards in Duke's 7-6 win over Arkansas in the Cotton Bowl on January 2, 1961
- Career rushing: 63-254 (4.03 avg.; 1 TD)
- Career receiving: 1-7 (7.0 avg.)
- Career kickoff return: 3-32 (10.67 avg.)
- Career defense: 2 INTs
- Served as the head coach at Edenton Holmes (N.C.) High School, winning two state championships
- Served assistant coaching stints at Kansas State, Southern Illinois, East Carolina and Duke
- Member of the North Carolina High School Athletic Association Hall of Fame, the National High School Hall of Fame and the National Interscholastic Administrators Association Hall of Fame
- Brother of 1959 Outland Trophy winner and former Duke player and head football coach Mike McGee

Pryor MillnerDanville, Va.

1956				
Opponent	C-A	Yds	TD	Int
South Carolina	0-0	0	0	0
Virginia	2-3	16	1	0
Tennessee	1-1	7	0	0
Southern Methodist	0-1	0	0	0
Pittsburgh	0-1	0	0	1
N.C. State	3-4	53	1	0
Georgia Tech	— DNP —			
Navy	0-0	0	0	0
Wake Forest	— DNP —			
North Carolina	— DNP —			

1957				
Opponent	C-A	Yds	TD	Int
South Carolina	— DNP —			
Virginia	1-3	14	0	0
Maryland	0-0	0	0	0
Rice	— DNP —			
Wake Forest	0-3	0	0	0
N.C. State	1-1	28	0	0
Georgia Tech	0-0	0	0	0
Navy	0-0	0	0	0
Clemson	0-0	0	0	0
North Carolina	0-0	0	0	0

1958				
Opponent	C-A	Yds	TD	Int
South Carolina	0-0	0	0	0
Virginia	1-1	7	0	0
Illinois ¹	0-0	0	0	0
Baylor	0-0	0	0	0
Notre Dame	3-5	30	0	0
N.C. State	0-2	0	0	0
Georgia Tech	0-0	0	0	0
Louisiana State	0-0	0	0	0
Wake Forest	1-2	9	0	0
North Carolina	1-2	8	0	0

Year	G/GS	Cmp	Att	Pct.	Yards	TD	Int
1956	7/0	6	10	.600	76	2	1
1957	8/0	2	7	.286	42	0	0
1958	10/1	6	12	.500	54	0	0
Total	25/1	14	29	.483	172	2	1

- Born January 27, 1937
- Jersey #16
- Lettered three seasons (1956-57-58)
- No. 2 QB in 1957 & 1958 behind Bob Brodhead
- Lone career start came on October 4, 1958 against Illinois; did not attempt a pass in the 15-13 home win
- In Duke's 48-21 loss to Oklahoma in the Orange Bowl on January 1, 1958, completed three-of-three (1.000) passes for 33 yards
- Duke captain, 1958
- Career rushing: 60-140 (2.33 avg.; 3 TDs)
- Career kickoff return: 2-50 (25.00 avg.)
- Career punt return: 5-29 (5.80 avg.)
- Career punting: 17-496 (29.18 avg.)
- Career defense: 17 INTs

Bob MurrayWoodmere, N.Y.

1954				
Opponent	C-A	Yds	TD	Int
Pennsylvania	0-1	0	0	0
Tennessee	— DNP —			
Purdue	— DNP —			
Army	— DNP —			
N.C. State	1-4	8	0	1
Georgia Tech	— DNP —			
Navy	2-3	21	0	0
Wake Forest	— DNP —			
South Carolina	— DNP —			
North Carolina	0-1	0	0	1

1955				
Opponent	C-A	Yds	TD	Int
N.C. State	— DNP —			
Tennessee	— DNP —			
William & Mary	1-2	7	0	0
Ohio State	— DNP —			
Pittsburgh	0-1	0	0	0
Georgia Tech	1-2	7	0	1
Navy	— DNP —			
South Carolina	2-2	16	0	0
Wake Forest	— DNP —			
North Carolina	— DNP —			

Year	G/GS	Cmp	Att	Pct.	Yards	TD	Int
1954	4/0	3	9	.333	29	0	2
1955	4/0	4	7	.571	30	0	1
Total	8/0	7	16	.438	59	0	3

- Born May 7, 1934
- Jersey #19
- Lettered two seasons (1954-55)
- Freshman team in 1952; Did not see game action in 1953
- Third string QB in 1954 & 1955
- Career rushing: 9-27 (3.00 avg.; 1 TD)

Mike MuschampGainesville, Fla.

1985				
Opponent	C-A	Yds	TD	Int
Northwestern	0-0	0	0	0
West Virginia	0-0	0	0	0
Ohio	11-18	134	0	2
Virginia	0-0	0	0	0
South Carolina	0-0	0	0	0
Clemson	0-0	0	0	0
Maryland	0-0	0	0	0
Georgia Tech	0-0	0	0	0
Wake Forest	0-0	0	0	0
N.C. State	0-0	0	0	0
North Carolina	0-0	0	0	0

1986				
Opponent	C-A	Yds	TD	Int
Northwestern	0-0	0	0	0
Georgia	0-0	0	0	0
Ohio	0-0	0	0	0
Virginia	0-0	0	0	0
Vanderbilt	0-0	0	0	0
Clemson	0-0	0	0	0
Maryland	0-0	0	0	0
Georgia Tech	0-0	0	0	0
Wake Forest	0-0	0	0	0
N.C. State	0-0	0	0	0
North Carolina	0-0	0	0	0

Year	G/GS	Cmp	Att	Pct.	Yards	TD	Int
1985	11/0	11	18	.611	134	0	2
1986	11/0	0	0	.000	0	0	0
Total	22/0	11	18	.611	134	0	2

- Born February 9, 1964
- Jersey #8
- Lettered two seasons (1985-86)
- Against Ohio on September 21, 1985, came off the bench in relief of starter Anthony Dilweg (who was starting in place of injured Steve Slayden) and rallied Duke from a 13-7 deficit to a 34-13 victory by completing 11-of-18 (.611) passes for 134 yards with two INTs
- Career rushing: 8-6 (0.75 avg.; 1 TD)

Roger Neighborgall

Vienna, Va.

Opponent	C-A	Yds	TD	Int
Tennessee	— DNP —			
Washington	— DNP —			
Virginia	— DNP —			
Purdue	— DNP —			
Tulane	— DNP —			
Clemson	4-7	115	1	0
Maryland ¹	9-19	143	1	1
Georgia Tech	— DNP —			
Wake Forest	2-7	32	0	2
N.C. State	— DNP —			
North Carolina	1-1	14	0	0

Opponent	C-A	Yds	TD	Int
N.C. State ²	2-9	30	0	0
South Carolina	— DNP —			
Virginia	— DNP —			
Purdue	— DNP —			
Army	— DNP —			
Clemson	— DNP —			
Florida	0-7	0	0	2
Georgia Tech	— DNP —			
Wake Forest	— DNP —			
Maryland	— DNP —			
North Carolina	— DNP —			

Year	G/GS	Cmp	Att	Pct.	Yards	TD	Int
1973	4/1	16	34	.471	304	2	3
1974	2/1	2	16	.125	30	0	2
Total	6/2	18	50	.360	334	2	5

- Born February 6, 1954
- Jersey #5
- Lettered two seasons (1973-74)
- Moved to wide receiver for senior season (1975)
- Career rushing: 17-(-44) (-2.59 avg.)

Dale Oostdyk

Clifton, N.J.

Opponent	C-A	Yds	TD	Int
Tennessee	0-0	0	0	0
South Carolina	0-0	0	0	0
Virginia	0-0	0	0	0
Pittsburgh	0-1	0	0	1
Miami (Fla.)	0-0	0	0	0
Clemson	0-0	0	0	0
Maryland	0-0	0	0	0
Georgia Tech	0-0	0	0	0
Wake Forest	0-0	0	0	0
N.C. State	0-0	0	0	0
North Carolina	0-0	0	0	0

Opponent	C-A	Yds	TD	Int
East Carolina	0-0	0	0	0
Michigan	0-0	0	0	0
Virginia	2-6	42	0	0
Navy	0-1	0	0	1
South Carolina	0-0	0	0	0
Clemson	0-0	0	0	0
Maryland	0-0	0	0	0
Georgia Tech	0-0	0	0	0
Wake Forest	1-1	10	0	0
N.C. State	0-0	0	0	0
North Carolina	0-0	0	0	0

Year	G/GS	Cmp	Att	Pct.	Yards	TD	Int
1976	11/0	0	1	.000	0	0	1
1977	11/0	3	8	.375	52	0	1
Total	22/0	3	9	.333	52	0	2

- Born April 19, 1956
- Jersey #4
- Lettered two seasons (1976-77)
- Played on the JV team in 1974, completing 30-of-51 (.588) passes for 489 yards and four TDs
- Reserve QB and holder for placement kicks
- Career rushing: 3-10 (3.33 avg.)

Todd Orvald

Wyncote, Pa.

Opponent	C-A	Yds	TD	Int
South Carolina	— DNP —			
Virginia	0-2	0	0	0
Maryland	— DNP —			
N.C. State	— DNP —			
Army	— DNP —			
Georgia Tech	— DNP —			
Wake Forest	— DNP —			
Navy	— DNP —			
North Carolina	— DNP —			
Tulane	— DNP —			

Opponent	C-A	Yds	TD	Int
Virginia	0-0	0	0	0
South Carolina	1-2	25	0	0
Rice	2-4	19	0	0
Pittsburgh	0-0	0	0	0
Clemson	— DNP —			
Illinois	6-9	80	0	1
Georgia Tech ¹	17-27	237	3	3
N.C. State ²	12-25	125	0	3
Wake Forest ³	8-11	151	2	0
North Carolina ⁴	16-25	197	1	0

Opponent	C-A	Yds	TD	Int
West Virginia ⁵	3-9	23	0	0
Pittsburgh	5-8	41	0	1
Virginia ⁶	4-12	57	0	1
Maryland ⁷	2-5	25	0	0
Clemson	— DNP —			
N.C. State	— DNP —			
Georgia Tech	— DNP —			
Navy	— DNP —			
Notre Dame	3-12	27	0	1
North Carolina	— DNP —			

Year	G/GS	Cmp	Att	Pct.	Yards	TD	Int
1964	1/0	0	2	.000	0	0	0
1965	9/4	62	103	.602	834	6	7
1966	5/3	17	46	.370	173	0	3
Total	15/7	79	151	.523	1,007	6	10

- Born January 1, 1945
- Jersey #19
- Lettered two seasons (1965-66)
- Moved into the starting lineup in week seven of the 1965 season when starter Scotty Glacken suffered an injury against Illinois
- First career start came on October 30, 1965 against Georgia Tech; completed 17-of-27 (.630) passes for 237 yards with three TDs and three INTs in a 35-23 road loss
- Over the final four games of the year, completed 53-of-88 (.602) passes for 710 yards with six TDs and six INTs
- Led the ACC in TD passes (7) and pass completion percentage (.600) in 1965
- Started three of the first four games in 1966
- Career rushing: 88-105 (1.19 avg.; 1 TD)

Joe Pickens

Brooklyn, Ohio

Opponent	C-A	Yds	TD	Int
Florida State ¹	6-21	53	0	1
Rutgers	— DNP —			
Army	— DNP —			
Virginia	11-21	79	0	2
Tennessee	8-19	126	1	1
Clemson	— DNP —			
Maryland ²	4-16	59	0	0
Wake Forest	— DNP —			
Georgia Tech	6-10	96	1	1
N.C. State	— DNP —			
North Carolina	— DNP —			

Opponent	C-A	Yds	TD	Int
Maryland	1-1	16	0	0
East Carolina	— DNP —			
Army	4-7	97	1	1
Georgia Tech	— DNP —			
Navy	1-2	2	0	0
Clemson	— DNP —			
Wake Forest	2-2	49	1	0
Florida State	3-6	12	0	0
Virginia	0-0	0	0	0
N.C. State	— DNP —			
North Carolina	— DNP —			

Year	G/GS	Cmp	Att	Pct.	Yards	TD	Int
1993	5/2	35	87	.402	413	2	5
1994	6/0	11	18	.611	176	2	1
Total	11/2	46	105	.438	589	4	6

- Born February 11, 1972
- Jersey #13
- Lettered two seasons (1993-94)
- Member of the football program at Ohio State in 1990-91
- Redshirted in 1990
- In 1991, played in three games and completed one-of-five (.200) passes for 34 yards
- Academic All-Big Ten selection in 1991
- Transferred to Duke and sat out the 1992 season per NCAA regulations
- First career start came on September 4, 1993 against No. 1 Florida State; completed six-of-21 (.286) passes for 53 yards with one INT in a 45-7 home loss
- Career rushing 15-56 (3.73 avg.; 1 TD)

Steve Prince

Roscoe, Ill.

1990				
Opponent	C-A	Yds	TD	Int
South Carolina	0-0	0	0	0
Northwestern	0-0	0	0	0
Virginia	3-4	35	0	1
Clemson	0-0	0	0	0
Army	0-0	0	0	0
Western Carolina	1-2	20	0	1
Maryland	0-0	0	0	0
Georgia Tech	0-0	0	0	0
Wake Forest	0-1	0	0	0
N.C. State	0-0	0	0	0
North Carolina	0-0	0	0	0

1991

Opponent	C-A	Yds	TD	Int
South Carolina	0-0	0	0	0
Rutgers	0-0	0	0	0
Colgate	1-2	13	0	0
Virginia	3-6	59	0	1
Vanderbilt	1-1	4	0	0
Maryland	0-0	0	0	0
Georgia Tech	0-3	0	0	0
Wake Forest	0-0	0	0	0
N.C. State	0-0	0	0	0
North Carolina	0-0	0	0	0
Clemson	0-0	0	0	0

1992

Opponent	C-A	Yds	TD	Int
Florida State ¹	4-10	54	0	1
Vanderbilt ²	21-37	241	1	4
Rice ³	9-18	77	1	0
Virginia ⁴	7-15	59	0	1
East Carolina	— DNP —			
Clemson	2-4	39	0	0
Maryland	7-12	127	0	0
Georgia Tech	— DNP —			
Wake Forest	8-24	98	0	0
N.C. State	9-23	127	1	2
North Carolina ⁵	23-40	268	4	1

Year	G/GS	Cmp	Att	Pct.	Yards	TD	Int
1989	11/0	0	0	.000	0	0	0
1990	11/0	4	7	.571	55	0	2
1991	11/0	5	12	.417	76	0	1
1992	9/5	90	183	.492	1,090	7	9
Total	42/5	99	202	.490	1,221	7	12

- Born November 5, 1970
- Jersey #11
- Lettered four seasons (1989-90-91-92)
- Served as the holder for placement kicks in all four seasons
- After seeing limited action as a reserve for three years, first career start came in the 1992 season-opener on September 5 against No. 4 Florida State; completed four-of-10 (.400) passes for 54 yards with one INT in a 48-21 road loss; was removed from the game due to head and ankle injuries
- Started the first four games of the 1992 season before being replaced in the lineup by redshirt freshman Spence Fischer
- Started season finale against North Carolina on November 21, 1992; completed 23-of-40 (.575) passes for 268 yards with four TDs and one INT in a 31-28 home loss
- Career rushing: 36-(-13) (-0.36 avg.; 1 TD)
- Career punting: 2-86 (43.00 avg.)

Matt Rader

Yardley, Pa.

1996				
Opponent	C-A	Yds	TD	Int
Florida State	6-12	40	0	0
Northwestern ¹	27-46	289	1	2
Army	13-20	118	1	1
Georgia Tech ²	13-26	144	1	1
Navy	6-11	111	2	1
Clemson ³	15-25	165	0	1
Maryland	— DNP —			
Virginia ⁴	5-10	38	0	0
N.C. State	— DNP —			
Wake Forest	— DNP —			
North Carolina	— DNP —			

Year	G/GS	Cmp	Att	Pct.	Yards	TD	Int
1996	7/4	85	150	.567	905	5	6
Total	7/4	85	150	.567	905	5	6

- Born September 27, 1975
- Jersey #17
- Lettered one season (1996)
- Redshirted in 1994
- Did not see game action in 1995
- First career start came against Northwestern on September 14, 1996; completed 27-of-46 (.587) passes for 289 yards with one TD and two INTs in a 38-13 home loss
- Career rushing: 51-(-6) (-0.12 avg.; 1 TD)
- Career punting: 3-119 (39.67 avg.)
- Following the 1996 season, was asked to move to LB by head coach Fred Goldsmith, but instead transferred to Penn (enrolled in January, 1997)
- Played two seasons at Penn (1997-98)
- In 1997, completed 164-of-289 (.567) passes for 1,832 yards with five TDs and 11 INTs
- In 1998, helped Penn to the Ivy League championship; completed 172-of-279 (.616) passes for 2,026 yards with 15 TDs and eight INTs
- Finished career ranking among Penn's career leaders in pass completions (4th: 336), passing yards (5th: 3,858) and passing TDs (9th: 20)
- 2nd team All-Ivy League, 1998
- 2nd team GTE Academic All-District, 1998
- NCAA Postgraduate scholarship recipient, 1998

Walt Rappold

Beckley, W.Va.

1959				
Opponent	C-A	Yds	TD	Int
South Carolina	— DNP —			
Ohio State	— DNP —			
Rice	— DNP —			
Pittsburgh	— DNP —			
Army ¹	— DNP —			
N.C. State ²	— DNP —			
Georgia Tech	— DNP —			
Clemson ³	— DNP —			
Wake Forest	— DNP —			
North Carolina	0-0	0	0	0

1960

Opponent	C-A	Yds	TD	Int
South Carolina	4-7	44	0	0
Maryland	3-5	28	0	1
Michigan	5-9	27	0	0
N.C. State	7-13	67	0	0
Clemson	2-3	16	0	0
Georgia Tech	6-6	72	0	0
Navy	0-4	0	0	1
Wake Forest	1-1	21	0	0
North Carolina	4-8	39	0	0
UCLA	1-4	45	0	0

1961

Opponent	C-A	Yds	TD	Int
South Carolina ¹	6-11	68	0	1
Virginia ²	2-2	77	1	0
Wake Forest ³	8-15	109	2	0
Georgia Tech ⁴	0-2	0	0	1
Clemson ⁵	7-10	112	1	0
N.C. State ⁶	2-5	21	0	1
Michigan ⁷	4-9	52	0	1
Navy ⁸	6-10	157	1	0
North Carolina ⁹	7-13	61	0	1
Notre Dame ¹⁰	12-19	173	2	0

1962

Opponent	C-A	Yds	TD	Int
Southern California ¹¹	2-10	25	0	4
South Carolina ¹²	3-8	59	0	2
Florida ¹³	9-18	121	0	1
California ¹⁴	5-12	36	0	1
Clemson ¹⁵	4-5	53	0	0
N.C. State ¹⁶	12-17	134	2	1
Georgia Tech ¹⁷	8-17	138	0	1
Maryland ¹⁸	6-12	65	0	1
Wake Forest ¹⁹	4-7	16	0	0
North Carolina ²⁰	6-8	57	0	0

Year	G/GS	Cmp	Att	Pct.	Yards	TD	Int
1959	1/0	0	0	.000	0	0	0
1960	10/0	33	60	.550	359	3	5
1961	10/10	54	96	.563	830	7	5
1962	10/10	57	113	.504	696	2	11
Total	31/20	144	269	.535	1,885	12	21

- Born September 4, 1939
- Jersey #17
- Lettered three seasons (1960-61-62)
- In Duke's 7-6 win over Arkansas in the Cotton Bowl on January 2, 1961, threw an INT on his only pass attempt
- Started 20 consecutive games in 1961 & 1962
- First career start came in the season-opener on September 23, 1961 against South Carolina; completed six-of-11 (.545) passes for 68 yards with one INT in a 7-6 road win; engineered game-winning drive that resulted in a three-yard run by Dave Burch with 2:00 left in the fourth period
- Against Navy on November 11, 1961, completed six-of-10 (.600) passes for 157 yards with one TD (77-yard pass to Jay Wilkinson) and rushed five times for 67 yards and one TD (45 yards)
- On November 18, 1961 against North Carolina, directed game-winning drive that resulted in a 39-yard field goal by William Reynolds with two seconds remaining in the fourth period in a 6-3 home win
- In 1961, led the ACC in average yards per play (7.2) and pass (8.6)
- On October 6, 1962, completed nine-of-18 (.500) passes for 121 yards with one INT as Duke erased a 21-0 halftime deficit to defeat Florida, 28-21
- On October 27, 1962, completed 11-of-16 (.688) passes for 126 yards with two TDs and one INT against N.C. State in a 21-14 road win; threw game-winning 15-yard TD pass to TE Stan Crisson with 1:20 left in the fourth period
- On November 24, 1962, completed six-of-eight (.750) passes for 57 yards against North Carolina in a 16-14 road win; directed game-winning drive that resulted in a 20-yard field goal by William Reynolds with 46 seconds left in the game
- 2nd team All-ACC, 1961
- Career rushing: 107-293 (2.74 avg.; 6 TDs)
- Career kickoff return: 1-15 (15.00 avg.)
- Career punt return: 2-14 (7.00 avg.)
- Career defense: 3 INTs
- Selected in the ninth round (121st overall pick) of the 1962 NFL Draft by the Baltimore Colts
- Selected in the 26th round of the 1962 AFL Draft by the Dallas Texans

Billy Ray

Atlanta, Ga.

1989					
Opponent	C-A	Yds	TD	Int	
South Carolina ¹	28-39	341	2	3	
Northwestern ²	18-27	295	4	1	
Tennessee ³	32-45	182	0	2	
Virginia ⁴	11-22	149	1	0	
Clemson ⁵	24-43	262	2	5	
Army ⁶	18-29	270	3	1	
Maryland ⁷	20-32	308	3	0	
Georgia Tech ⁸	23-37	228	0	2	
Wake Forest	— DNP —				
N.C. State	— DNP —				
North Carolina	— DNP —				

1990

Opponent	C-A	Yds	TD	Int	
South Carolina ⁴	11-25	121	0	2	
Northwestern ⁵	8-10	87	0	0	
Virginia	— DNP —				
Clemson	— DNP —				
Army	12-20	177	1	1	
Western Carolina ⁶	12-16	197	3	0	
Maryland ⁷	16-21	208	2	0	
Georgia Tech ⁸	19-32	220	1	1	
Wake Forest ⁹	13-23	164	1	1	
N.C. State ¹⁰	9-17	73	0	0	
North Carolina	— DNP —				

Year	G/GS	Cmp	Att	Pct.	Yards	TD	Int
1989	8/8	174	274	.635	2,035	15	14
1990	8/7	100	164	.610	1,247	8	5
Total	16/15	274	438	.626	3,282	23	19

- Born January 17, 1968
- Jersey #14
- Lettered two seasons (1989-90)
- Member of the football program at Alabama in 1986-87
- Redshirted in 1986
- In 1987, played in three games against Southwestern Louisiana, Tennessee and Notre Dame; completed 7-of-13 (.538) passes for 40 yards with one INT
- Top outing came in No. 10 Alabama's 37-6 road loss to No. 7 Notre Dame on November 14, 1987; completed six-of-12 (.500) passes for 33 yards while rushing for an additional 20 yards
- Transferred to Duke and sat out the 1988 season per NCAA regulations
- Earned starting slot in 1989 preseason camp
- First career start came on September 2, 1989 against South Carolina in the season-opener; completed 28-of-39 (.718) passes for 341 yards with two TDs and three INTs in a 27-21 road loss
- On September 30, 1989 against No. 7 Clemson, completed 24-of-43 (.558) passes for 262 yards with two TDs and five INTs as Duke upset the Tigers, 21-17; threw game-winning seven-yard TD pass to Chris Brown with 3:18 remaining in the fourth quarter
- Started the first eight games of the 1989 season before suffering shoulder injury against Georgia Tech on October 28
- Prior to the injury, was leading the ACC in passing (262.0 ypg)
- Missed the final three regular season games, but returned to start the All American Bowl against No. 24 Texas Tech on December 28, 1989; completed seven-of-11 (.636) passes for 69 yards with one INT while rushing three times for 19 yards in the 49-21 loss in Birmingham, Ala.
- Named Duke's starting QB for the 1990 season
- In week two against Northwestern on September 8, 1990, suffered pinched nerve and missed the next two games (Virginia & Clemson)
- Returned to action in week five against Army on October 6, 1990; completed 12-of-20 (.600) passes for 177 yards with one TD and one INT as Duke rallied from a 16-3 deficit in the fourth quarter for a 17-16 road win
- Started five straight games before suffering a back injury against N.C. State on November 10; would miss the season finale against North Carolina one week later
- Academic All-ACC selection, 1989
- Academic All-ACC selection, 1990
- Career rushing: 116-184 (1.59 avg.; 1 TD)
- Career receiving: 1-39 (39.00 avg.)
- Career punting: 2-31 (15.50 avg.)
- Participated in the Senior Bowl and Blue-Gray Football Classic

Sean Renfree

Scottsdale, Ariz.

2009					
Opponent	C-A	Yds	TD	Int	
Richmond	— DNP —				
Army	7-8	106	2	0	
Kansas	14-23	115	1	0	
N.C. Central	8-12	65	1	1	
Virginia Tech	— DNP —				
N.C. State	— DNP —				
Maryland	— DNP —				
Virginia	— DNP —				
North Carolina	0-1	0	0	1	
Georgia Tech	5-6	44	0	0	
Miami (Fla.)	— DNP —				
Wake Forest	— DNP —				

Year	G/GS	Cmp	Att	Pct.	Yards	TD	Int
2009	5/0	34	50	.680	330	4	2
Total	5/0	34	50	.680	330	4	2

- Born April 28, 1990
- Jersey #19
- Lettered one season (2009)
- Redshirted in 2008
- Served as the top reserve behind Thaddeus Lewis in 2009
- Came off the bench to lead Duke to a 35-19 come-from-behind victory at Army in first collegiate action on September 12, 2009; completed seven-of-eight (.875) passes for 106 yards and two TDs including a 17-yard touchdown toss to TE Brett Huffman on first collegiate pass attempt
- Suffered torn ACL on November 14, 2009 against Georgia Tech and underwent surgery on November 23
- Career rushing: 6-(-12) (-2.00 avg.)

Spencer Romine

Cullman, Ala.

1997					
Opponent	C-A	Yds	TD	Int	
N.C. State	— DNP —				
Northwestern	2-7	5	0	0	
Army ¹	12-20	159	1	2	
Navy ²	11-19	151	2	1	
Maryland ³	1-3	9	0	0	
Florida State	— DNP —				
Virginia	— DNP —				
Wake Forest	0-1	0	0	0	
Clemson ⁴	8-15	108	0	0	
Georgia Tech	— DNP —				
North Carolina	— DNP —				

1998

Opponent	C-A	Yds	TD	Int	
Western Carolina ⁵	12-23	190	2	0	
Northwestern ⁶	20-37	303	1	0	
Florida State ⁷	4-13	41	0	2	
Virginia ⁸	13-29	102	0	3	
Georgia Tech ⁹	12-21	149	0	1	
Wake Forest ¹⁰	3-8	23	0	0	
N.C. State ¹¹	2-5	18	0	0	
Clemson	— DNP —				
Vanderbilt	— DNP —				
Maryland	1-5	20	0	0	
North Carolina	4-6	16	0	0	

1999

Opponent	C-A	Yds	TD	Int	
East Carolina ¹²	19-40	231	0	3	
Northwestern	— DNP —				
Vanderbilt	— DNP —				
Florida State	— DNP —				
Virginia ¹³	16-35	246	1	2	
Georgia Tech ¹⁴	25-43	294	1	1	
N.C. State ¹⁵	19-38	265	1	2	
Maryland ¹⁶	27-42	404	3	0	
Clemson ¹⁷	8-18	107	0	2	
Wake Forest	— DNP —				
North Carolina ¹⁸	9-27	91	0	3	

2000

Opponent	C-A	Yds	TD	Int	
East Carolina ¹⁹	8-16	75	0	2	
Northwestern ²⁰	6-18	98	0	2	
Virginia ²¹	18-36	198	0	1	
Vanderbilt ²²	8-13	57	0	1	
Clemson	— DNP —				
Florida State	— DNP —				
Georgia Tech	— DNP —				
Maryland	— DNP —				
Wake Forest	6-10	63	0	1	
N.C. State	— DNP —				
North Carolina	7-23	122	1	2	

Year	G/GS	Cmp	Att	Pct.	Yards	TD	Int
1997	6/4	34	65	.523	432	3	3
1998	9/7	71	147	.483	862	3	6
1999	7/7	123	243	.506	1,638	6	13
2000	6/4	53	116	.457	613	1	9
Total	28/22	281	571	.492	3,545	13	31

- Born November 8, 1977
- Jersey #14
- Lettered four seasons (1997-98-99-00)
- Suffered knee injury as a true freshman and granted medical hardship
- Entered the 1997 season as the No. 3 QB, but was pressed into action due to injuries to both Bobby Campbell (starter in first two games) and David Green
- First career start came on September 20, 1997 against Army; completed 12-of-20 (.600) passes for 159 yards with one TD and two INTs in a 20-17 home win
- Started the next two games (Navy on September 27 & Maryland on October 4) before missing two games with groin and hip injuries; returned to throw one incomplete pass as a reserve against Wake Forest (October 25) before starting versus Clemson (November 8); did not see game action in either of the final two weeks
- Started the first seven games of the 1998 season before giving way to Bobby Campbell; sat out the next two games and returned for reserve action in final two weeks
- Started the season-opener on September 11, 1999 at East Carolina, but suffered shoulder injury in 27-9 loss to the Pirates and missed the next three games
- Returned to start against Virginia on October 9, 1999; completed 16-of-35 (.457) passes for 246 yards with one TD and two INTs in the 24-17 double OT win over the Cavaliers; threw seven-yard TD pass to Benjamin Watson in the second OT period for the win
- On October 16, 1999, completed 25-of-43 (.581) passes for 294 yards with one TD and one INT while rushing 14 times for 43 yards and three TDs against Georgia Tech in a 38-31 home loss
- Suffered broken foot against Clemson on November 6, 1999 and missed the Wake Forest game on November 13; returned to start the season finale at North Carolina on November 20
- Played the majority of the 1999 season with a broken clavicle and torn right rotator cuff
- Underwent successful shoulder surgery on January 7, 2000; missed spring practice but earned starting nod in preseason camp
- Started the first four games of the 2000 season before missing four straight weeks due to a concussion; played in reserve fashion in two of the final three weeks of the year
- GTE Academic All-District, 1999
- Duke captain, 2000
- Career rushing: 171-(-39) (-0.23 avg.; 6 TDs)
- Following graduation, attended University of Alabama-Birmingham medical school

Ron Sally

St. Louis, Mo.

1980				
Opponent	C-A	Yds	TD	Int
East Carolina	—	DNP	—	—
Auburn	—	DNP	—	—
Virginia	—	DNP	—	—
Indiana	—	DNP	—	—
South Carolina	—	DNP	—	—
Clemson	—	DNP	—	—
Maryland	0-2	0	0	1
Georgia Tech	—	DNP	—	—
Wake Forest	—	DNP	—	—
N.C. State	—	DNP	—	—
North Carolina	—	DNP	—	—

1981

Opponent	C-A	Yds	TD	Int
Ohio State	3-11	29	0	1
South Carolina ¹	7-27	72	0	3
Virginia ²	18-26	336	2	2
East Carolina ³	15-23	223	1	0
Virginia Tech ⁴	4-13	11	0	1
Clemson	0-1	0	0	1
Maryland	—	DNP	—	—
Georgia Tech	1-3	20	0	1
Wake Forest	2-2	29	1	0
N.C. State	6-16	103	1	1
North Carolina	5-9	65	1	1

1982

Opponent	C-A	Yds	TD	Int
Tennessee ⁵	1-5	22	0	0
South Carolina	—	DNP	—	—
Virginia	3-5	49	1	1
Navy	—	DNP	—	—
Virginia Tech	—	DNP	—	—
Clemson	—	DNP	—	—
Maryland	—	DNP	—	—
Georgia Tech	—	DNP	—	—
Wake Forest	—	DNP	—	—
N.C. State	—	DNP	—	—
North Carolina	—	DNP	—	—

1983

Opponent	C-A	Yds	TD	Int
Virginia	—	DNP	—	—
Indiana	—	DNP	—	—
South Carolina	—	DNP	—	—
Miami (Fla.)	—	DNP	—	—
Virginia Tech	—	DNP	—	—
Clemson	—	DNP	—	—
Maryland	—	DNP	—	—
Georgia Tech	—	DNP	—	—
Wake Forest	0-1	0	0	1
N.C. State	—	DNP	—	—
North Carolina	—	DNP	—	—

1984

Opponent	C-A	Yds	TD	Int
Indiana	11-19	146	2	1
South Carolina	—	DNP	—	—
Army ⁶	12-18	143	0	0
Virginia	—	DNP	—	—
Virginia Tech ⁷	2-8	8	0	2
Clemson	—	DNP	—	—
Maryland	—	DNP	—	—
Georgia Tech	—	DNP	—	—
Wake Forest	—	DNP	—	—
N.C. State	—	DNP	—	—
North Carolina	—	DNP	—	—

Year	G/GS	Cmp	Att	Pct.	Yards	TD	Int
1980	1/0	0	2	.000	0	0	1
1981	10/4	61	131	.466	888	6	11
1982	2/1	4	10	.400	71	1	1
1983	1/0	0	1	.000	0	0	1
1984	3/2	25	45	.556	297	2	3
Total	17/7	90	189	.476	1,256	9	16

- Born January 1, 1963
- Jersey #19
- Lettered two seasons (1981-84)
- Started four straight games in 1981 (weeks 2-5) in place of injured starter Ben Bennett
- ACC Offensive Back of the Week after completing 18-of-36 (.500) passes for a career-high 336 yards and two TDs against Virginia on September 26, 1981 in a 29-24 road win
- Started the season-opener at Tennessee on September 4, 1982, but played in just one other game due to ankle and shoulder injuries
- Granted medical hardship due to shoulder injury in 1983
- Came off the bench in the 1984 season-opener against Indiana (September 8), completing 11-of-19 (.579) passes for 146 yards with two TDs and one INT to help Duke from a 14-0 deficit to a 31-24 victory
- Missed the week two game against South Carolina (shoulder)
- Returned in week three to start against Army on September 29; completed 12-of-18 (.667) passes for 143 yards in a 13-9 road defeat
- Career rushing: 67-11 (0.16 avg.; 1 TD)
- Career receiving: 1-(-8) (-8.00 avg.)

Dennis Satyshur

Erie, Pa.

1969				
Opponent	C-A	Yds	TD	Int
South Carolina	—	DNP	—	—
Virginia	4-5	53	0	0
Pittsburgh	0-0	0	0	0
Wake Forest	—	DNP	—	—
Maryland	1-3	11	0	0
N.C. State	—	DNP	—	—
Georgia Tech	0-1	0	0	0
Clemson	0-0	0	0	0
Virginia Tech	3-5	19	1	1
North Carolina	—	DNP	—	—

1970

Opponent	C-A	Yds	TD	Int
Florida	—	DNP	—	—
Maryland	0-0	0	0	0
Virginia	1-3	1	0	0
Ohio State	1-1	21	0	0
West Virginia	—	DNP	—	—
N.C. State	0-1	0	0	0
Clemson	0-0	0	0	0
Georgia Tech	0-0	0	0	0
Wake Forest	0-1	0	0	1
South Carolina	—	DNP	—	—
North Carolina	0-0	0	0	0

1971

Opponent	C-A	Yds	TD	Int
Florida ¹	3-7	39	0	0
South Carolina ²	3-11	50	0	0
Virginia ³	5-5	61	1	0
Stanford ⁴	3-9	30	0	1
Clemson ⁵	8-17	130	0	3
N.C. State ⁶	7-10	133	1	0
Navy ⁷	4-9	60	0	3
Georgia Tech ⁸	6-14	97	0	1
West Virginia ⁹	2-2	31	0	0
Wake Forest	—	DNP	—	—
North Carolina	—	DNP	—	—

Year	G/GS	Cmp	Att	Pct.	Yards	TD	Int
1969	6/0	8	14	.571	83	1	1
1970	8/0	2	6	.333	22	0	1
1971	9/9	41	84	.488	631	2	8
Total	23/9	51	104	.490	736	3	10

- Born April 26, 1950
- Jersey #18
- Lettered three seasons (1969-70-71)
- Played on the freshman team in 1968, completing 32-of-65 (.492) for 424 yards with one TD while rushing for 143 yards and four TDs
- After two seasons behind starting QB Leo Hart, started first nine games of 1971 before suffering season-ending injury against West Virginia on November 6
- Duke captain, 1971
- Career rushing: 116-(-38) (-0.33 avg.; 3 TDs)
- Lettered two seasons (1971-72) on the Duke golf team
- Placed tied for 21st (74-76-81-76=307) individually at the 1971 ACC Championship held at the Midland Valley Country Club (1st & 2nd rounds) in Aiken, S.C. and the Woodmont Country Club (3rd & 4th rounds) in Rockville, Md.; Duke finished 4th out of 8 schools
- Placed tied for eighth (77-79-74=230) individually at the 1972 ACC Championship held at the Willow Creek Country Club in High Point, N.C.; Duke finished 3rd out of 7 schools
- Served as an assistant football coach at Duke from 1974-75, coaching the wide receivers

Mike Schneider Sharon, Pa.

2003					
Opponent	C-A	Yds	TD	Int	
Virginia	5-9	73	0	0	
Western Carolina ¹	5-9	61	0	0	
Rice ²	16-31	188	2	1	
Northwestern ³	12-24	130	1	1	
Florida State ⁴	12-27	132	0	0	
Maryland ⁵	20-47	270	1	1	
Wake Forest ⁶	17-38	194	0	1	
N.C. State	— DNP —				
Tennessee	— DNP —				
Georgia Tech ⁷	3-9	79	0	1	
Clemson ⁸	2-4	3	0	1	
North Carolina	5-10	90	0	0	

2004					
Opponent	C-A	Yds	TD	Int	
Navy ⁹	8-13	59	0	0	
Connecticut	4-8	55	0	0	
Virginia Tech ¹⁰	0-1	0	0	0	
Maryland ¹¹	8-17	102	1	1	
The Citadel ¹²	17-24	190	2	1	
Georgia Tech ¹³	9-20	81	0	0	
Virginia ¹⁴	18-29	191	2	1	
Wake Forest ¹⁵	28-45	300	2	0	
Florida State ¹⁶	19-31	155	0	3	
Clemson ¹⁷	20-31	213	1	0	
North Carolina ¹⁸	19-34	181	0	1	

2005					
Opponent	C-A	Yds	TD	Int	
East Carolina ¹⁹	15-28	139	0	3	
Virginia Tech ²⁰	4-14	14	0	0	
VMI ²¹	8-17	69	0	0	
Virginia ²²	2-5	21	0	1	
Navy	4-8	41	0	0	
Miami	— DNP —				
Georgia Tech	0-2	0	0	0	
Florida State	— DNP —				
Wake Forest ²³	7-10	59	0	1	
Clemson	— DNP —				
North Carolina	1-2	8	0	1	

Year	G/GS	Cmp	Att	Pct.	Yards	TD	Int
2003	10/8	97	208	.466	1,220	4	6
2004	11/10	150	253	.593	1,527	8	7
2005	8/5	41	86	.477	351	0	6
Total	29/23	288	547	.527	3,098	12	19

- Born April 11, 1983
- Jersey #7
- Lettered three seasons (2003-04-05)
- Redshirted in 2002
- Missed half of 2003 spring practice due to surgery on right thumb
- In 2003, started six of the first seven games under head coach Carl Franks (dismissed on October 19), and shared snaps with Chris Dapolito and Adam Smith over the final five games under interim head coach Ted Roof
- First career start came on September 6, 2003 against Western Carolina; completed five-of-nine (.556) passes for 61 yards in a 29-3 home win
- ACC Rookie of the Week after completing 16-of-31 (.516) passes for 188 yards with two TDs and one INT against Rice on September 13, 2003 in a 27-24 overtime home win
- Missed the N.C. State (October 25) and Tennessee (November 1) games due to injury
- ACC Rookie of the Week after completing five-of-10 (.500) passes for 90 yards in Duke's season-ending 30-22 road win over North Carolina on November 22
- In 2004, ranked 10th in the ACC in total offense (133.5 ypg) and third among starting QBs in fewest INTs (7)
- Started the first four games of the 2005 season before being replaced by true freshman Zack Asack; final collegiate start came on Senior Day against Wake Forest on October 29, 2005
- Academic All-ACC selection, 2004
- Career rushing: 179-111 (0.62 avg.; 3 TDs)
- Career receiving: 1-15 (15.00 avg.)
- Played final season (2006) of eligibility at Youngstown State, seeing action in nine games as a reserve; completed 9-of-15 (.600) passes for 121 yards with two TDs and one INT as the Penguins went 11-3 and advanced to the NCAA I-AA semifinals

Mark Schoettmer Cincinnati, Ohio

1980					
Opponent	C-A	Yds	TD	Int	
East Carolina	— DNP —				
Auburn	— DNP —				
Virginia	— DNP —				
Indiana	— DNP —				
South Carolina	— DNP —				
Clemson	— DNP —				
Maryland	— DNP —				
Georgia Tech	— DNP —				
Wake Forest	— DNP —				
N.C. State	— DNP —				
North Carolina	3-6	28	0	1	

Year	G/GS	Cmp	Att	Pct.	Yards	TD	Int
1980	1/0	3	6	.500	28	0	1
Total	1/0	3	6	.500	28	0	1

- Born May 25, 1959
- Jersey #2
- Lettered one season (1980)
- Walk-on member of the JV team in 1977; completed only pass attempt for 29 yards
- Played on the JV team in 1979; completed three-of-nine (.333) passes for 24 yards
- In only varsity appearance on November 22, 1980, completed three-of-six (.500) passes for 28 yards with one INT against North Carolina in a 44-21 road loss
- Career rushing: 1-(-2) (-2.00 avg.)
- Brother, Steve, lettered two seasons (1974-75) as a center on the Duke football team

Rich Searl North Plainfield, N.J.

1971					
Opponent	C-A	Yds	TD	Int	
Florida	0-0	0	0	0	
South Carolina	0-0	0	0	0	
Virginia	0-0	0	0	0	
Stanford	0-0	0	0	0	
Clemson	0-0	0	0	0	
N.C. State	0-0	0	0	0	
Navy	0-0	0	0	0	
Georgia Tech	0-0	0	0	0	
West Virginia	3-8	38	0	1	
Wake Forest ¹	5-15	72	0	0	
North Carolina ²	8-24	111	0	3	

Year	G/GS	Cmp	Att	Pct.	Yards	TD	Int
1971	11/2	16	47	.340	221	0	4
Total	11/2	16	47	.340	221	0	4

- Born December 4, 1949
- Jersey #12
- Lettered three seasons (1969-70-71)
- Three-time 1st team All-ACC defensive back
- Pressed into QB duty as a senior in 1971; started the final two games of the season
- First career start at QB came on November 13, 1971 against Wake Forest; completed five-of-15 (.333) passes for 72 yards in a 23-7 road loss
- Held Duke's career record for defensive INTs (16) until John Talley broke the mark with his 17th pick against Boston College on November 11, 2006
- Ranks fourth on Duke's chart for career interception return yards (197)
- Also returned punts for the Blue Devils, taking back 55 (3rd all-time at Duke) career kicks for 479 yards (6th all-time at Duke)
- Registered 173 tackles in 1970, a total that ranks second on Duke's single-season chart behind Mike Junkin's total of 188 in 1986
- Career rushing: 75-186 (2.48 avg.; 1 TD)
- Career kickoff return: 9-160 (17.78 avg.)
- Career punt return: 55-479 (8.71 avg.)
- Career defense: 16 INTs

Steve Slayden Atlanta, Ga.

1984					
Opponent	C-A	Yds	TD	Int	
Indiana	— DNP —				
South Carolina	13-20	153	0	0	
Army	— DNP —				
Virginia ¹	13-25	108	0	3	
Virginia Tech	0-2	0	0	1	
Clemson	9-17	143	1	1	
Maryland	8-19	133	1	0	
Georgia Tech ²	19-35	153	0	0	
Wake Forest ³	14-24	142	1	2	
N.C. State ⁴	10-18	106	0	0	
North Carolina ⁵	27-42	291	1	2	

1985					
Opponent	C-A	Yds	TD	Int	
Northwestern ⁶	21-28	229	2	0	
West Virginia ⁷	16-32	197	1	1	
Ohio	— DNP —				
Virginia ⁸	18-33	208	1	1	
South Carolina ⁹	18-31	143	0	3	
Clemson ¹⁰	24-33	218	0	2	
Maryland ¹¹	11-22	137	1	2	
Georgia Tech ¹²	17-32	222	0	1	
Wake Forest ¹³	16-26	166	1	1	
N.C. State ¹⁴	12-23	169	1	1	
North Carolina ¹⁵	20-34	248	3	1	

1986					
Opponent	C-A	Yds	TD	Int	
Northwestern ¹⁶	13-20	120	1	1	
Georgia ¹⁷	17-34	159	1	2	
Ohio ¹⁸	18-22	213	2	0	
Virginia ¹⁹	15-23	220	3	1	
Vanderbilt ²⁰	18-29	199	0	1	
Clemson ²¹	22-40	199	0	1	
Maryland ²²	24-42	250	2	2	
Georgia Tech ²³	7-21	46	0	4	
Wake Forest ²⁴	13-24	170	1	1	
N.C. State ²⁵	17-27	103	1	0	
North Carolina ²⁶	19-31	235	3	2	

1987					
Opponent	C-A	Yds	TD	Int	
Colgate ²⁷	15-30	239	2	2	
Northwestern ²⁸	18-35	269	1	4	
Vanderbilt ²⁹	19-29	297	4	1	
Virginia ³⁰	26-44	236	0	2	
Rutgers ³¹	10-24	97	0	2	
Clemson	— DNP —				
Maryland ³²	31-42	373	1	1	
Georgia Tech ³³	31-50	396	6	0	
Wake Forest ³⁴	24-43	281	1	1	
N.C. State ³⁵	33-62	458	3	1	
North Carolina ³⁶	23-36	278	2	2	

Year	G/GS	Cmp	Att	Pct.	Yards	TD	Int
1984	9/5	113	202	.559	1,229	4	9
1985	10/10	173	294	.588	1,937	19	13
1986	11/11	183	313	.585	1,914	14	15
1987	10/10	230	395	.582	2,924	20	16
Total	40/36	699	1,204	.581	8,004	48	55

- Born January 22, 1966
- Jersey #6 (1984-85-86) & #7 (1987)
- Lettered four seasons (1984-85-86-87)
- First career start came on October 6, 1984 against Virginia; completed 13-of-25 (.520) passes for 108 yards with three INTs in a 38-10 home loss
- ACC Rookie of the Week after completing 14-of-24 (.583) passes for 142 yards with one TD and two INTs against Wake Forest on November 10, 1984 in a 20-16 home loss
- ACC Rookie of the Week after completing 27-of-42 (.643) passes for 291 yards with one TD and two INTs against North Carolina on November 24, 1984 in a 17-15 home loss
- Started 10 games in 1985, missing the Ohio contest due to shoulder injury
- In 1985, led the ACC in pass completion percentage (.588) and ranked third in total offense (201.9 ypg)
- ACC Offensive Back of the Week after completing 31-of-50 (.620) pass attempts for 396 yards and an ACC single-game record six TDs

against Georgia Tech on October 31, 1987 in a 48-14 home win

- On November 14, 1987 against N.C. State, matched school single-game record with 62 pass attempts in a 47-45 home loss
- Led the ACC in total offense in 1987 (269.8)
- Academic All-ACC selection, 1987
- Career rushing: 342-125 (0.37 avg.; 8 TDs)
- Selected in the 12th round (328th overall pick) of the 1988 NFL Draft by the Cleveland Browns

Adam Smith Orinda, Calif.

2001				
Opponent	C-A	Yds	TD	Int
Florida State	4-4	27	0	0
Rice	— DNP —			
Northwestern	0-4	0	0	1
Virginia	0-1	0	0	0
Georgia Tech	— DNP —			
Wake Forest	— DNP —			
Maryland	1-2	3	0	0
Vanderbilt	— DNP —			
N.C. State	— DNP —			
North Carolina	0-2	0	0	0
Clemson	— DNP —			

2002				
Opponent	C-A	Yds	TD	Int
East Carolina ¹	5-11	52	0	0
Louisville ²	12-21	140	0	0
Northwestern ³	13-26	188	2	1
Florida State ⁴	11-18	124	0	0
Navy ⁵	11-17	144	2	0
Virginia ⁶	26-42	256	2	0
Wake Forest ⁷	8-15	52	0	1
N.C. State ⁸	28-41	353	1	0
Maryland ⁹	12-23	109	0	2
Clemson ¹⁰	23-44	290	3	3
Georgia Tech ¹¹	13-33	146	0	2
North Carolina ¹²	12-17	177	2	0

2003				
Opponent	C-A	Yds	TD	Int
Virginia ¹³	6-20	47	0	0
Western Carolina	13-20	120	2	0
Rice	— DNP —			
Northwestern	8-15	78	0	0
Florida State	2-3	24	0	0
Maryland	— DNP —			
Wake Forest	6-11	73	0	0
N.C. State ¹⁴	9-17	103	0	0
Tennessee ¹⁵	5-8	43	0	0
Georgia Tech	— DNP —			
Clemson	— DNP —			
North Carolina	— DNP —			

Year	G/GS	Cmp	Att	Pct.	Yards	TD	Int
2001	5/0	5	13	.385	30	0	1
2002	12/12	174	308	.565	2,031	12	9
2003	7/3	49	94	.521	488	2	0
Total	24/15	228	415	.549	2,549	14	10

- Born January 17, 1982
- Jersey #16
- Lettered three seasons (2001-02-03)
- Redshirted in 2000
- Became Duke's starter in 2002 when incumbent starter D. Bryant was declared academically ineligible on July 12, 2002
- Started all 12 games in 2002
- Started the season-opener in 2003, but was replaced in the lineup by redshirt freshman Mike Schneider in week two
- After the dismissal of head coach Carl Franks on October 19, 2003, earned starts in the first two games under interim head coach Ted Roof in weeks eight and nine, but did not see action in the final three contests of the year
- Career rushing: 88-(-158) (-1.80 avg.; 2 TDs)
- Career receiving: 1-(-12) (-12.00 avg.)
- Played final season of eligibility (2004) at Western Illinois, seeing action in six games; completed 47-of-91 (.516) passes for 570 yards with two TDs and one INT as the Leathernecks went 4-7

Richard Sommers Kingsport, Tenn.

1950				
Opponent	C-A	Yds	TD	Int
South Carolina	0-0	0	0	0
Pittsburgh	0-0	0	0	0
Tennessee	0-0	0	0	0
N.C. State	0-0	0	0	0
Richmond	0-0	0	0	0
Maryland	0-0	0	0	0
Georgia Tech	0-0	0	0	0
Wake Forest	0-0	0	0	0
Virginia Tech	0-0	0	0	0
North Carolina	0-0	0	0	0

1951				
Opponent	C-A	Yds	TD	Int
South Carolina	0-0	0	0	0
Pittsburgh	0-0	0	0	0
Tennessee	0-0	0	0	0
N.C. State	0-0	0	0	0
Virginia Tech	0-0	0	0	0
Virginia	0-1	0	0	0
Georgia Tech	0-0	0	0	0
Wake Forest	0-0	0	0	0
William & Mary	0-0	0	0	0
North Carolina	0-0	0	0	0

1952				
Opponent	C-A	Yds	TD	Int
Washington & Lee	0-0	0	0	0
Southern Methodist	0-0	0	0	0
Tennessee	0-0	0	0	0
South Carolina	0-0	0	0	0
N.C. State	0-1	0	0	0
Virginia	0-0	0	0	0
Georgia Tech	0-0	0	0	0
Navy	0-0	0	0	0
Wake Forest	0-0	0	0	0
North Carolina	0-0	0	0	0

Year	G/GS	Cmp	Att	Pct.	Yards	TD	Int
1950	10/0	0	0	.000	0	0	0
1951	10/0	0	1	.000	0	0	0
1952	10/0	0	1	.000	0	0	0
Total	30/0	0	2	.000	0	0	0

- Born March 23, 1931
- Jersey #25
- Lettered three seasons (1950-51-52)
- Played both halfback and quarterback
- 1st team All-Southern Conference, 1952 (defense)
- Career rushing: punt return: 3-38 (12.67 avg.)
- Career defense: 5 INTs

Hal Spears Ironton, Ohio

1972				
Opponent	C-A	Yds	TD	Int
Alabama	3-4	51	0	0
Washington	3-4	30	0	1
Stanford	— DNP —			
Virginia	6-9	64	2	1
N.C. State ¹	1-8	9	0	1
Clemson	— DNP —			
Maryland	— DNP —			
Navy	— DNP —			
Georgia Tech	— DNP —			
Wake Forest	— DNP —			
North Carolina	— DNP —			

1973				
Opponent	C-A	Yds	TD	Int
Tennessee	— DNP —			
Washington	1-2	10	0	0
Virginia	0-3	0	0	1
Purdue	1-3	28	0	0
Tulane	1-6	36	0	0
Clemson ²	3-10	27	0	2
Maryland	3-3	42	0	0
Georgia Tech	— DNP —			
Wake Forest	— DNP —			
N.C. State	7-11	51	0	1
North Carolina ³	12-17	131	0	0

1974				
Opponent	C-A	Yds	TD	Int
N.C. State	— DNP —			
South Carolina	2-4	29	0	0
Virginia ⁴	10-17	170	1	0
Purdue ⁵	4-6	29	0	0
Army ⁶	10-15	178	1	0
Clemson ⁷	15-26	209	2	0
Florida ⁸	15-27	210	1	3
Georgia Tech ⁹	5-10	75	0	0
Wake Forest ¹⁰	4-8	37	0	2
Maryland ¹¹	6-11	78	0	0
North Carolina ¹²	8-17	117	0	1

1975				
Opponent	C-A	Yds	TD	Int
Southern California ¹³	0-1	0	0	0
South Carolina	5-8	79	0	0
Virginia	— DNP —			
Pittsburgh	— DNP —			
Army	— DNP —			
Clemson	— DNP —			
Florida	— DNP —			
Georgia Tech	4-8	36	0	0
Wake Forest	1-1	11	0	0
N.C. State	— DNP —			
North Carolina	— DNP —			

Year	G/GS	Cmp	Att	Pct.	Yards	TD	Int
1972	4/1	13	25	.520	154	2	3
1973	8/2	28	55	.509	325	0	4
1974	10/9	79	141	.560	1,132	5	6
1975	4/1	10	18	.556	126	0	0
Total	26/13	130	239	.544	1,737	7	13

- Born March 15, 1954
- Jersey #2
- Lettered three seasons (1973-74-75)
- First career start came on October 7, 1972 against N.C. State; completed one-of-eight (.125) passes for nine yards with one INT in a 17-0 road loss
- Did not see game action in the final six weeks of the 1972 season once Mark Johnson returned from injury
- Duke captain, 1975
- Career rushing: 179-231 (1.29 avg.; 5 TDs)
- Career kickoff return: 1-14 (14.00 avg.)

John Spoganetz

Carteret, N.J.

1971								
Opponent	C-A	Yds	TD	Int				
Florida	— DNP —							
South Carolina	— DNP —							
Virginia	— DNP —							
Stanford	— DNP —							
Clemson	— DNP —							
N.C. State	— DNP —							
Navy	— DNP —							
Georgia Tech	— DNP —							
West Virginia	0-1	0	0	1				
Wake Forest	1-2	11	0	0				
North Carolina	— DNP —							

Year	G/GS	Cmp	Att	Pct.	Yards	TD	Int
1971	2/0	1	3	.333	11	0	1
Total	2/0	1	3	.333	11	0	1

- Born February 3, 1951
- Jersey #11
- Lettered one season (1972)
- Played for the freshman team in 1969; completed 21-of-62 (.339) passes for 284 yards and three TDs
- Moved to WR in for senior season (1972)
- Career rushing: 5-(-3) (-0.60 avg.)

Jerry Stoltz

Winston-Salem, N.C.

1961								
Opponent	C-A	Yds	TD	Int				
South Carolina	— DNP —							
Virginia	1-4	3	0	0				
Wake Forest	0-0	0	0	0				
Georgia Tech	— DNP —							
Clemson	— DNP —							
N.C. State	— DNP —							
Michigan	— DNP —							
Navy	0-0	0	0	0				
North Carolina	— DNP —							
Notre Dame	— DNP —							

1962								
Opponent	C-A	Yds	TD	Int				
Southern California	0-0	0	0	0				
South Carolina	— DNP —							
Florida	0-0	0	0	0				
California	— DNP —							
Clemson	— DNP —							
N.C. State	0-0	0	0	0				
Georgia Tech	— DNP —							
Maryland	— DNP —							
Wake Forest	1-2	4	0	0				
North Carolina	— DNP —							

1963								
Opponent	C-A	Yds	TD	Int				
South Carolina	— DNP —							
Virginia	— DNP —							
Maryland	0-0	0	0	0				
California	1-1	11	0	0				
Clemson	0-0	0	0	0				
N.C. State	— DNP —							
Georgia Tech	2-6	25	0	0				
Wake Forest	0-1	0	0	1				
Navy	— DNP —							
North Carolina	— DNP —							

Year	G/GS	Cmp	Att	Pct.	Yards	TD	Int
1961	3/0	1	4	.250	3	0	0
1962	4/0	1	2	.500	4	0	0
1963	5/0	3	8	.375	36	0	1
Total	12/0	5	14	.357	43	0	1

- Born February 21, 1941
- Jersey #16
- Lettered two seasons (1962-63)
- Career rushing: 4-3 (0.75 avg.)

Kevin Thompson

Thomasville, Ga.

1996								
Opponent	C-A	Yds	TD	Int				
Florida State	1-3	4	0	0				
Northwestern	— DNP —							
Army	— DNP —							
Georgia Tech	3-5	42	1	1				
Navy	3-8	48	1	1				
Clemson	— DNP —							
Maryland	— DNP —							
Virginia	4-13	63	0	1				
N.C. State	1-3	7	0	0				
Wake Forest	— DNP —							
North Carolina	— DNP —							

1997								
Opponent	C-A	Yds	TD	Int				
N.C. State	0-1	0	0	0				
Northwestern	— DNP —							
Army	— DNP —							
Navy	— DNP —							
Maryland	— DNP —							
Florida State	5-16	79	2	1				
Virginia	— DNP —							
Wake Forest	— DNP —							
Clemson	— DNP —							
Georgia Tech	— DNP —							
North Carolina	— DNP —							

1998								
Opponent	C-A	Yds	TD	Int				
Western Carolina	0-0	0	0	0				
Northwestern	0-0	0	0	0				
Florida State	0-1	0	0	0				
Virginia	0-0	0	0	0				
Georgia Tech	0-0	0	0	0				
Wake Forest	0-0	0	0	0				
N.C. State	0-0	0	0	0				
Clemson	0-0	0	0	0				
Vanderbilt	0-0	0	0	0				
Maryland	0-0	0	0	0				
North Carolina	4-9	45	0	0				

1999								
Opponent	C-A	Yds	TD	Int				
East Carolina	0-0	0	0	0				
Northwestern	12-32	153	0	0				
Vanderbilt ¹	0-4	0	0	0				
Florida State	6-13	62	1	1				
Virginia	0-0	0	0	0				
Georgia Tech	0-0	0	0	0				
N.C. State	0-0	0	0	0				
Maryland	0-0	0	0	0				
Clemson	2-6	13	0	0				
Wake Forest ²	12-19	128	2	1				
North Carolina	3-6	55	0	0				

Year	G/GS	Cmp	Att	Pct.	Yards	TD	Int
1996	5/0	12	32	.375	164	2	3
1997	2/0	5	17	.294	79	2	1
1998	11/0	4	10	.400	45	0	0
1999	11/2	35	80	.438	411	3	2
Total	29/2	56	139	.403	699	7	6

- Born October 26, 1976
- Jersey #7
- Lettered four seasons (1996-97-98-99)
- Came off the bench for injured starter Bobby Campbell (shoulder) to complete five-of-16 (.313) passes for 79 yards with two TDs and one INT in 51-27 home loss to No. 4 Florida State on October 11, 1997
- First career start came on September 25, 1999 against Vanderbilt; completed zero-of-four (.000) passes in a 31-14 home loss; replaced by Bobby Campbell after Duke produced two net offensive yards on three possessions
- Only other starting assignment came on November 13, 1999 against Wake Forest for Senior Day; completed 12-of-19 (.632) passes for 128 yards with two TDs and one INT in a 48-35 home win
- Career rushing: 41-(-61) (-1.49 avg.; 2 TDs)

Dave Trice

Charlottesville, Va.

1968								
Opponent	C-A	Yds	TD	Int				
South Carolina	— DNP —							
Michigan	4-8	67	0	1				
Maryland	6-7	91	0	0				
Virginia	1-4	14	0	0				
Clemson	2-2	44	0	0				
Army	9-20	129	0	1				
Georgia Tech	0-2	0	0	1				
N.C. State	— DNP —							
Wake Forest	— DNP —							
North Carolina	1-1	70	0	0				

Year	G/GS	Cmp	Att	Pct.	Yards	TD	Int
1968	7/0	23	44	.523	415	0	3
Total	7/0	23	44	.523	415	0	3

- Born April 1, 1948
- Jersey #16
- Lettered two seasons (1968-69)
- Played for the freshman team in 1966, completing 34-of-61 (.557) passes for 470 yards and five TDs
- Slated to start at QB in 1968, but suffered knee injury in final pre-season scrimmage, opening the door for future three-time All-ACC selection Leo Hart to start the first of 31 straight games in the season-opener at South Carolina on September 21, 1968
- Moved to DB in for senior season (1969)
- Career rushing: 35-115 (3.29 avg.; 3 TDs)
- Career defense: 2 INTs

Dave Uible

Shaker Heights, Ohio

1962								
Opponent	C-A	Yds	TD	Int				
Southern California	— DNP —							
South Carolina	0-0	0	0	0				
Florida	— DNP —							
California	0-1	0	0	1				
Clemson	— DNP —							
N.C. State	— DNP —							
Georgia Tech	— DNP —							
Maryland	— DNP —							
Wake Forest	0-1	0	0	0				
North Carolina	— DNP —							

1963								
Opponent	C-A	Yds	TD	Int				
South Carolina ¹	10-17	108	0	0				
Virginia ²	3-5	26	0	1				
Maryland	— DNP —							
California	— DNP —							
Clemson	— DNP —							
N.C. State	— DNP —							
Georgia Tech	— DNP —							
Wake Forest	— DNP —							
Navy	— DNP —							
North Carolina	— DNP —							

Year	G/GS	Cmp	Att	Pct.	Yards	TD	Int
1962	3/0	0	2	.000	0	0	1
1963	2/2	13	22	.591	134	0	1
Total	5/2	13	24	.542	134	0	2

- Born January 18, 1942
- Jersey #13
- Lettered two seasons (1962-63)
- Left-handed QB
- First career start came in the season-opener on September 21, 1963 against South Carolina; completed 10-of-17 (.588) passes for 108 yards in a 22-14 home win
- In week two against Virgina on September 28, 1963, suffered knee injury in first half and missed the remainder of the season
- Career rushing: 14-6 (0.43 avg.)
- Lettered three seasons (1962-63-64) as a first baseman on the Duke baseball team; in 63 career games, batted .270 (61-of-226) with 37 runs scored, 10 doubles, five triples, four home runs and 48 RBI
- Two-time All-ACC selection on the diamond (2nd team in 1962 & 1st team in 1963)

Drew WalstonCollege Park, Ga.

1982				
Opponent	C-A	Yds	TD	Int
Tennessee	— DNP —			
South Carolina	0-0	0	0	0
Virginia	1-1	4	0	0
Navy	0-0	0	0	0
Virginia Tech	0-0	0	0	0
Clemson	0-0	0	0	0
Maryland	0-0	0	0	0
Georgia Tech	0-0	0	0	0
Wake Forest	0-3	0	0	0
N.C. State	0-0	0	0	0
North Carolina	0-0	0	0	0

1983

Opponent	C-A	Yds	TD	Int
Virginia	0-0	0	0	0
Indiana	0-0	0	0	0
South Carolina	0-0	0	0	0
Miami (Fla.)	3-8	31	0	0
Virginia Tech	0-0	0	0	0
Clemson	0-0	0	0	0
Maryland	2-2	15	0	0
Georgia Tech	0-0	0	0	0
Wake Forest	0-0	0	0	0
N.C. State	0-0	0	0	0
North Carolina	0-0	0	0	0

1984

Opponent	C-A	Yds	TD	Int
Indiana ¹	1-3	6	0	1
South Carolina ²	6-12	59	0	2
Army	1-1	11	0	0
Virginia	4-6	43	0	1
Virginia Tech	6-7	64	0	0
Clemson ³	13-26	185	0	1
Maryland ⁴	8-14	60	0	2
Georgia Tech	2-3	5	0	0
Wake Forest	0-0	0	0	0
N.C. State	4-6	61	0	0
North Carolina	0-0	0	0	0

Year	G/GS	Cmp	Att	Pct.	Yards	TD	Int
1982	10/0	1	4	.250	4	0	0
1983	11/0	5	10	.500	46	0	0
1984	11/4	45	78	.577	494	0	7
1985	0/0	0	0	.000	0	0	0
Total	32/4	51	92	.554	544	0	7

- Born August 19, 1965
- Jersey #10
- Lettered four seasons (1982-83-84-85)
- First career start came in the season-opener on September 8, 1984 against Indiana; completed one-of-three (.333) passes for six yards with one INT in the 31-24 home win over the Hoosiers
- Served as the holder on placement kicks
- Missed spring practice in 1985 due to shoulder surgery; did not see action that fall but did earn a varsity letter
- Career rushing: 28-(-110) (-3.93 avg.; 1 TD)

Glen WildPittsburgh, Pa.

1950				
Opponent	C-A	Yds	TD	Int
South Carolina	0-0	0	0	0
Pittsburgh	3-5	35	1	0
Tennessee	1-3	2	0	2
N.C. State	0-0	0	0	0
Richmond	0-3	0	0	1
Maryland	0-1	0	0	0
Georgia Tech	0-0	0	0	0
Wake Forest	0-0	0	0	0
Virginia Tech	3-5	28	1	1
North Carolina	0-0	0	0	0

1951

Opponent	C-A	Yds	TD	Int
South Carolina	1-4	18	0	0
Pittsburgh	0-0	0	0	0
Tennessee	0-0	0	0	0
N.C. State	0-0	0	0	0
Virginia Tech	3-8	41	0	0
Virginia	0-0	0	0	0
Georgia Tech	0-0	0	0	0
Wake Forest	0-0	0	0	0
William & Mary	0-0	0	0	0
North Carolina	0-0	0	0	0

Year	G/GS	Cmp	Att	Pct.	Yards	TD	Int
1949	—	19	29	.655	288	2	1
1950	10/0	7	17	.412	65	2	4
1951	10/0	4	12	.333	59	0	0
Total	—	30	58	.517	412	4	5

- Born January 24, 1929
- Jersey #20
- Lettered three seasons (1949-50-51)
- Career rushing: 59-177 (3.00 avg.; 1 TD)
- Career punting: 7-272 (38.86 avg.)

Chris WispelweyPompton Plains, N.J.

2001				
Opponent	C-A	Yds	TD	Int
Florida State	— DNP —			
Rice	— DNP —			
Northwestern	— DNP —			
Virginia	— DNP —			
Georgia Tech	— DNP —			
Wake Forest	— DNP —			
Maryland	0-1	0	0	0
Vanderbilt	— DNP —			
N.C. State	— DNP —			
North Carolina	1-2	26	0	0
Clemson	1-1	29	1	0

2002

Opponent	C-A	Yds	TD	Int
East Carolina	— DNP —			
Louisville	— DNP —			
Northwestern	— DNP —			
Florida State	— DNP —			
Navy	3-3	27	0	0
Virginia	— DNP —			
Wake Forest	— DNP —			
N.C. State	0-0	0	0	0
Maryland	2-3	26	1	0
Clemson	0-0	0	0	0
Georgia Tech	0-0	0	0	0
North Carolina	0-0	0	0	0

Year	G/GS	Cmp	Att	Pct.	Yards	TD	Int
2001	3/0	2	4	.500	55	1	0
2002	6/0	5	6	.833	53	1	0
2003	0/0	0	0	.000	0	0	0
Total	9/0	7	10	.700	108	2	0

- Born April 12, 1982
- Jersey #10
- Lettered three seasons (2001-02-03)
- Redshirted in 2000
- Did not see game action in 2003, but earned varsity letter
- Career rushing: 3-5 (1.67 avg.)

Al Woodall

Erwin, N.C.

1966

Opponent	C-A	Yds	TD	Int
West Virginia	11-16	135	0	2
Pittsburgh ¹	1-1	9	0	0
Virginia	— DNP —			
Maryland	11-15	104	1	0
Clemson ²	3-15	54	0	1
N.C. State ³	13-24	180	1	1
Georgia Tech	0-0	0	0	0
Navy	0-0	0	0	0
Notre Dame	— DNP —			
North Carolina	— DNP —			

1967

Opponent	C-A	Yds	TD	Int
Wake Forest ⁴	8-11	177	1	0
Michigan ⁵	6-16	84	0	1
South Carolina ⁶	10-14	91	0	2
Army ⁷	4-11	39	0	1
Virginia ⁸	5-7	73	0	0
Clemson ⁹	9-19	83	0	0
N.C. State ¹⁰	11-20	145	0	1
Georgia Tech ¹¹	12-25	166	1	3
Navy ¹²	6-9	71	0	0
North Carolina ¹³	8-18	80	0	1

Year	G/GS	Cmp	Att	Pct.	Yards	TD	Int
1966	7/3	39	71	.549	482	2	4
1967	10/10	79	150	.527	1,009	2	9
Total	17/13	118	221	.534	1,491	4	13

- Born December 7, 1945
- Jersey #18
- Lettered two seasons (1966-67)
- Played on the freshman team in 1964; completed 35-of-58 (.603) passes for 442 yards
- Did not play in 1965
- Slowed by elbow and ankle injuries in 1966
- Started all 10 games in 1967
- Career rushing: 60-214 (3.57 avg.)
- Second round selection (52nd overall pick) of the New York Jets in the 1969 AFL-NFL Common Draft
- Played six seasons (1969-74) with the Jets, starting a total of 19 games (5-14 as a starter)
- Saw action in 31 career games, completing 246-of-503 (.489) passes for 2,970 yards with 18 TDs and 23 INTs
- Served as backup to Hall of Fame QB Joe Namath
- Top seasons came in 1970 (1,265 passing yards with nine TDs) and 1973 (1,228 passing yards with nine TDs)

Career NFL Passing Statistics

> New York Jets (1969-74)

Year	G/GS	Cmp	Att	Pct.	Yards	TD	Int
1969	4/0	4	9	.444	67	0	2
1970	10/9	96	188	.511	1,265	9	9
1971	5/4	42	97	.433	395	0	2
1972	0/0	0	0	.000	0	0	0
1973	9/6	101	201	.502	1,228	9	8
1974	3/0	3	8	.375	15	0	2
Total	31/19	246	503	.489	2,970	18	23

RECORDS

Passing	152-159
Rushing	160-166
Receiving	167-176
Miscellaneous Game Superlatives	177-178
Total Offense	179
All-Purpose	179
Scoring	180
Placekicking	181-182
Punting	183
Return	184-186
Defensive	187-189
Freshman	190-194
Bowl Game	195
Annual Leaders	196-201
Team	202
Scoring Superlatives	202
Long Plays	203
Annual Team Statistics	204-207
The Last Time	208

PASSING RECORDS

Most Passing Yards, Quarter

1.	Ben Bennett (4th)	262 vs. Navy, 1982
2.	David Green (4th)	256 vs. Georgia Tech, 1997
3.	Ben Bennett (4th)	194 vs. N.C. State, 1983
4.	Spencer Romine (2nd)	186 vs. Maryland, 1999

Most Passing Yards, Half

1.	David Green (2nd)	335 vs. Georgia Tech, 1997
2.	Ben Bennett (2nd)	323 vs. Navy, 1982
3.	Anthony Dilweg (1st)	300 vs. Virginia, 1988
4.	Dave Brown (1st)	291 vs. North Carolina, 1989
5.	Dave Brown (1st)	282 vs. N.C. State, 1989
6.	Ben Bennett (1st)	276 vs. Wake Forest, 1980
	Ben Bennett (2nd)	276 vs. N.C. State, 1983
8.	D. Bryant (2nd)	271 vs. N.C. State, 2001
9.	Anthony Dilweg (1st)	264 vs. The Citadel, 1988
10.	Spence Fischer (1st)	263 vs. North Carolina, 1994

Most Passing Yards, Game

1.	Dave Brown	479 vs. North Carolina, 1989
2.	Anthony Dilweg	475 vs. Wake Forest, 1988
3.	Ben Bennett	469 vs. Wake Forest, 1980
4.	Thaddeus Lewis	459 vs. N.C. State, 2009
5.	Steve Slayden	458 vs. N.C. State, 1987
6.	Dave Brown	444 vs. Wake Forest, 1989
7.	Ben Bennett	442 vs. N.C. State, 1983
8.	Thaddeus Lewis	428 vs. Navy, 2007
9.	Anthony Dilweg	410 vs. The Citadel, 1988
10.	Ben Bennett	407 vs. Wake Forest, 1982
11.	Spencer Romine	404 vs. Maryland, 1999
12.	D. Bryant	400 vs. N.C. State, 2001
13.	Ben Bennett	397 vs. Maryland, 1981
14.	Steve Slayden	396 vs. Georgia Tech, 1987
15.	Spence Fischer	395 vs. North Carolina, 1994
16.	Anthony Dilweg	391 vs. Virginia, 1988
17.	Thaddeus Lewis	387 vs. Wake Forest, 2009
18.	Dave Brown	385 vs. Clemson, 1991
19.	Spence Fischer	384 vs. North Carolina, 1993
20.	Anthony Dilweg	379 vs. Maryland, 1988
21.	Dave Brown	374 vs. N.C. State, 1989
22.	Steve Slayden	373 vs. Maryland, 1987
23.	Thaddeus Lewis	371 vs. Maryland, 2009
24.	Ben Bennett	367 vs. Clemson, 1983
25.	Ben Bennett	363 vs. Navy, 1982
26.	Anthony Dilweg	362 vs. North Carolina, 1988
	Spence Fischer	362 vs. Army, 1995
28.	Spence Fischer	360 vs. Virginia, 1995
29.	Thaddeus Lewis	359 vs. Virginia Tech, 2009
30.	Anthony Dilweg	357 vs. N.C. State, 1988
	Spence Fischer	357 vs. Army, 1993
32.	Anthony Dilweg	353 vs. Northwestern, 1988
	Adam Smith	353 vs. N.C. State, 2002
34.	Thaddeus Lewis	350 vs. Richmond, 2009
35.	Anthony Dilweg	349 vs. Vanderbilt, 1988
36.	Spence Fischer	347 vs. N.C. State, 1995
37.	Thaddeus Lewis	343 vs. Virginia, 2009
38.	Billy Ray	341 vs. South Carolina, 1989
39.	Dave Brown	337 vs. North Carolina, 1990
40.	Ron Sally	336 vs. Virginia, 1981
41.	David Green	335 vs. Georgia Tech, 1997
42.	Dave Brown	334 vs. Maryland, 1991
43.	Spence Fischer	333 vs. Rutgers, 1993
44.	Zack Asack	328 vs. Clemson, 2005
45.	Ben Bennett	326 vs. South Carolina, 1983
46.	Ben Bennett	323 vs. North Carolina, 1983
	Dave Brown	323 vs. South Carolina, 1991
48.	Thaddeus Lewis	317 vs. Navy, 2008
	Thaddeus Lewis	317 vs. N.C. State, 2008
50.	Leo Hart	316 vs. Clemson, 1968
	Bobby Campbell	316 vs. Vanderbilt, 1998

Most Passing Yards, Season

1.	Anthony Dilweg	1988	3,824
2.	Thaddeus Lewis	2009	3,330
3.	Ben Bennett	1983	3,086
4.	Ben Bennett	1982	3,033
5.	Steve Slayden	1987	2,924
6.	Dave Brown	1991	2,794
7.	Spence Fischer	1995	2,668
8.	Spence Fischer	1993	2,561
9.	D. Bryant	2001	2,454
10.	Thaddeus Lewis	2007	2,430
11.	Spence Fischer	1994	2,285
12.	Leo Hart	1968	2,238
13.	Leo Hart	1970	2,236
14.	Thaddeus Lewis	2008	2,171
15.	Thaddeus Lewis	2006	2,134
16.	Ben Bennett	1980	2,050
17.	Billy Ray	1989	2,035
18.	Adam Smith	2002	2,031
19.	Steve Slayden	1985	1,937
20.	Steve Slayden	1986	1,914
21.	Leo Hart	1969	1,642
22.	Spencer Romine	1999	1,638
23.	Mike Schneider	2004	1,527
24.	Spence Fischer	1992	1,505
25.	Dave Brown	1989	1,479
26.	D. Bryant	2000	1,448
27.	Ben Bennett	1981	1,445
28.	Dave Brown	1990	1,444
29.	Billy Cox	1950	1,428
30.	Scotty Glacken	1963	1,265
31.	Billy Ray	1990	1,247
32.	Mike Dunn	1977	1,239
33.	Steve Slayden	1984	1,229
	Spence Fischer	1992	1,229
35.	Mike Schneider	2003	1,220

Most Passing Yards, Career

1.	Thaddeus Lewis	2006-09	10,065
2.	Ben Bennett	1980-83	9,614
3.	Spence Fischer	1992-95	9,019
4.	Steve Slayden	1984-87	8,004
5.	Leo Hart	1968-70	6,116
6.	Dave Brown	1989-91	5,717
7.	Anthony Dilweg	1985-88	4,557
8.	D. Bryant	2000-01	3,902
9.	Spencer Romine	1997-00	3,545
10.	Mike Dunn	1975-78	3,511
11.	Billy Ray	1989-90	3,282
12.	Scotty Glacken	1963-65	3,179
13.	Mike Schneider	2003-05	3,098
14.	Bobby Campbell	1997-00	2,725
15.	Adam Smith	2001-03	2,549
16.	Billy Cox	1948-50	2,455
17.	Walt Rappold	1959-62	1,988
18.	Hal Spears	1972-75	1,747
19.	Bob Corbett	1974-75	1,585
20.	David Green	1994-97	1,517
21.	Al Woodall	1966-67	1,501
22.	Stanley Driskell	1977-79	1,390
23.	Jerry Barger	1951-54	1,264
24.	Ron Sally	1980-84	1,256
25.	Steve Prince	1990-92	1,221
26.	Zack Asack	2005: 07-08	1,168
27.	Bob Brodhead	1956-58	1,124
28.	Sonny Jurgensen	1954-56	1,119
29.	Todd Orvald	1964-66	1,023
30.	Gil Garner	1960-62	987

Highest Pass Completion Pct., Game (15 att.)

1.	Spence Fischer (23-27)	.852 vs. Navy, 1994
2.	Thaddeus Lewis (19-23)	.826 vs. Northwestern, 2007
3.	Ben Bennett (27-33)	.818 vs. Georgia Tech, 1983
	Steve Slayden (18-22)	.818 vs. Ohio, 1986
5.	Spence Fischer (29-36)	.806 vs. Army, 1993
6.	Thaddeus Lewis (40-50)	.800 vs. N.C. State, 2009
7.	Ben Bennett (27-35)	.771 vs. North Carolina, 1983
8.	Bob Corbett (13-17)	.765 vs. North Carolina, 1974
	Dave Brown (13-17)	.765 vs. W. Carolina, 1990
10.	Billy Ray (16-21)	.762 vs. Maryland, 1990

Highest Pass Completion Pct., Season (200 att.)

1.	Ben Bennett (300-469)	1983	.640
2.	Billy Ray (174-274)	1989	.635
3.	Ben Bennett (236-374)	1982	.631
4.	Thaddeus Lewis (224-361)	2008	.621
5.	Thaddeus Lewis (274-449)	2009	.610
6.	Anthony Dilweg (287-484)	1988	.593
7.	Mike Schneider (150-253)	2004	.593
8.	Spence Fischer (204-346)	1994	.590
9.	Steve Slayden (173-294)	1985	.588
10.	Leo Hart (180-308)	1970	.584

Highest Pass Completion Pct., Career (500 att.)

1.	Ben Bennett (820-1,375)	1980-83	.596
2.	Thaddeus Lewis (877-1,510)	2006-09	.58079
3.	Steve Slayden (699-1,204)	1984-87	.58056
4.	Anthony Dilweg (342-594)	1985-88	.576
5.	Spence Fischer (786-1,369)	1992-95	.574
6.	Leo Hart (486-877)	1968-70	.554
7.	Dave Brown (464-845)	1989-91	.549
8.	Mike Schneider (288-547)	2003-05	.527
9.	Mike Dunn (288-570)	1975-78	.505
10.	D. Bryant (316-642)	2000-01	.492

Highest Passing Efficiency, Game (15 att.)*

1.	Billy Cox	264.93 vs. Richmond, 1950
	<i>(6-12, 213 yards, 3 TD, 1 INT)</i>	
2.	Billy Ray	240.31 vs. Western Carolina, 1990
	<i>(12-16, 197 yards, 3 TD, 0 INT)</i>	
3.	David Green	223.48 vs. Georgia Tech, 1997
	<i>(21-27, 335 yards, 4 TD, 1 INT)</i>	
4.	Dave Brown	216.28 vs. Rutgers, 1991
	<i>(18-26, 298 yards, 4 TD, 0 INT)</i>	
5.	Thaddeus Lewis	215.49 vs. Northwestern, 2007
	<i>(19-23, 246 yards, 3 TD, 0 INT)</i>	
6.	Dave Brown	201.38 vs. Wake Forest, 1989
	<i>(24-36, 444 yards, 4 TD, 1 INT)</i>	
7.	Spence Fischer	198.61 vs. Navy, 1994
	<i>(23-27, 286 yards, 2 TD, 0 INT)</i>	
8.	Anthony Dilweg	197.88 vs. The Citadel, 1988
	<i>(19-31, 410 yards, 3 TD, 1 INT)</i>	
9.	Adam Smith	197.87 vs. North Carolina, 2002
	<i>(12-17, 177 yards, 2 TD, 0 INT)</i>	
10.	Thaddeus Lewis	194.87 vs. Navy, 2007
	<i>(23-36, 428 yards, 4 TD, 1 INT)</i>	

Highest Passing Efficiency, Season (200 att.)

1.	Ben Bennett	1982	142.45
	<i>(236-374, 3,033 yards, 20 TD, 12 INT)</i>		
2.	Anthony Dilweg	1988	134.89
	<i>(287-484, 3,824 yards, 24 TD, 18 INT)</i>		
3.	Billy Ray	1989	133.74
	<i>(174-274, 2,035 yards, 15 TD, 14 INT)</i>		
4.	Thaddeus Lewis	2009	134.46
	<i>(274-449, 3,330 yards, 20 TD, 8 INT)</i>		
5.	Steve Slayden	1987	129.02
	<i>(230-395, 2,924 yards, 20 TD, 16 INT)</i>		
6.	Ben Bennett	1983	126.08
	<i>(300-469, 3,086 yards, 17 TD, 12 INT)</i>		
7.	Thaddeus Lewis	2007	125.67
	<i>(199-360, 2,430 yards, 21 TD, 10 INT)</i>		
8.	Spence Fischer	1994	125.07
	<i>(204-346, 2,285 yards, 16 TD, 8 INT)</i>		
9.	Thaddeus Lewis	2008	122.95
	<i>(224-361, 2,171 yards, 15 TD, 6 INT)</i>		
10.	Leo Hart	1970	119.13
	<i>(180-308, 2,236 yards, 7 TD, 12 INT)</i>		

Highest Passing Efficiency, Career (500 att.)

1.	Anthony Dilweg	1985-88	128.94
	<i>(342-594, 4,557 yards, 27 TD, 24 INT)</i>		
2.	Ben Bennett	1980-83	123.28
	<i>(820-1,375, 9,614 yards, 55 TD, 57 INT)</i>		
3.	Thaddeus Lewis	2006-09	122.79
	<i>(877-1,510, 10,065 yards, 67 TD, 40 INT)</i>		
4.	Dave Brown	1989-91	120.33
	<i>(464-845, 5,717 yards, 42 TD, 33 INT)</i>		
5.	Steve Slayden	1984-87	117.92
	<i>(699-1,204, 8,004 yards, 48 TD, 55 INT)</i>		
6.	Spence Fischer	1992-95	117.61
	<i>(786-1,369, 9,021 yards, 48 TD, 46 INT)</i>		
7.	Leo Hart	1968-70	115.46
	<i>(487-877, 6,116 yards, 23 TD, 32 INT)</i>		
8.	D. Bryant	2000-01	101.07
	<i>(316-642, 3,902 yards, 16 TD, 27 INT)</i>		
9.	Spencer Romine	1997-00	97.68
	<i>(281-573, 3,545 yards, 13 TD, 31 INT)</i>		
10.	Mike Dunn	1975-78	96.66
	<i>(288-570, 3,531 yards, 11 TD, 35 INT)</i>		

*Minimum 11 attempts pre-1965 per NCAA standards

Most Pass Completions, Quarter

1.	Ben Bennett (4th)	20 vs. Navy, 1982
2.	Ben Bennett (4th)	16 vs. N.C. State, 1983
	Thaddeus Lewis (4th)	16 vs. N.C. State, 2008
4.	D. Bryant (4th)	15 vs. N.C. State, 2001

Most Pass Completions, Half

1.	Ben Bennett (2nd)	25 vs. Navy, 1982
2.	Ben Bennett (1st)	23 vs. Wake Forest, 1980
	Dave Brown (1st)	23 vs. North Carolina, 1989
	Thaddeus Lewis (2nd)	23 vs. N.C. State, 2008
5.	Ben Bennett (2nd)	22 vs. Clemson, 1983
	D. Bryant (2nd)	22 vs. N.C. State, 2001
	Thaddeus Lewis (1st)	22 vs. N.C. State, 2009
8.	David Green (2nd)	21 vs. Georgia Tech, 1997
	Spence Fischer (1st)	21 vs. North Carolina, 1994
	Thaddeus Lewis (2nd)	21 vs. Richmond, 2009
11.	Anthony Dilweg (1st)	20 vs. Vanderbilt, 1988
	Anthony Dilweg (2nd)	20 vs. N.C. State, 1988

Most Pass Completions, Game

1.	Thaddeus Lewis	40 vs. N.C. State, 2009
2.	Ben Bennett	38 vs. Wake Forest, 1980
3.	Thaddeus Lewis	37 vs. N.C. State, 2008
4.	Spence Fischer	35 vs. Virginia, 1995
5.	Ben Bennett	34 vs. Clemson, 1983
	Anthony Dilweg	34 vs. Maryland, 1988
	Thaddeus Lewis	34 vs. North Carolina, 2008
	Thaddeus Lewis	34 vs. Richmond, 2009
9.	Steve Slayden	33 vs. N.C. State, 1987
	Anthony Dilweg	33 vs. N.C. State, 1988
	Dave Brown	33 vs. North Carolina, 1989
	Spence Fischer	33 vs. North Carolina, 1994

Most Pass Completions, Season

1.	Ben Bennett	1983	300
2.	Anthony Dilweg	1988	287
3.	Thaddeus Lewis	2009	274
4.	Spence Fischer	1995	256
5.	Ben Bennett	1982	236
6.	Dave Brown	1991	231
7.	Steve Slayden	1987	230
8.	Thaddeus Lewis	2008	224
9.	Spence Fischer	1993	213
10.	Spence Fischer	1994	204

Most Pass Completions, Career

1.	Thaddeus Lewis	2006-09	877
2.	Ben Bennett	1980-83	820
3.	Spence Fischer	1992-95	786
4.	Steve Slayden	1984-87	699
5.	Leo Hart	1968-70	486
6.	Dave Brown	1989-91	464
7.	Anthony Dilweg	1985-88	342
8.	D. Bryant	2000-01	316
9.	Mike Dunn	1975-78	288
	Mike Schneider	2003-05	288

Most Pass Attempts, Quarter

1.	Ben Bennett (4th)	24 vs. Navy, 1982
	Ben Bennett (4th)	24 vs. N.C. State, 1983
	D. Bryant (2nd)	24 vs. Clemson, 2001
4.	D. Bryant (4th)	23 vs. N.C. State, 2001
3.	Thaddeus Lewis (4th)	22 vs. N.C. State, 2008

Most Pass Attempts, Half

1.	D. Bryant (1st)	41 vs. Clemson, 2001
2.	Dave Brown (1st)	39 vs. North Carolina, 1989
3.	Spence Fischer (1st)	35 vs. North Carolina, 1994
4.	Ben Bennett (2nd)	34 vs. Clemson, 1983
	Thaddeus Lewis (2nd)	34 vs. Richmond, 2009
6.	Steve Slayden (2nd)	33 vs. N.C. State, 1987
	Anthony Dilweg (2nd)	33 vs. N.C. State, 1988
	D. Bryant (2nd)	33 vs. N.C. State, 2001
	Spence Fischer (2nd)	33 vs. Virginia, 1995
10.	Anthony Dilweg (1st)	32 vs. Virginia, 1988
	Thaddeus Lewis (2nd)	32 vs. N.C. State, 2008

Most Pass Attempts, Game

1.	Ben Bennett	62 vs. Wake Forest, 1980
	Steve Slayden	62 vs. N.C. State, 1987
3.	Anthony Dilweg	57 vs. Maryland, 1988
	Spence Fischer	57 vs. North Carolina, 1994
5.	Anthony Dilweg	56 vs. N.C. State, 1988
	Spence Fischer	56 vs. Virginia, 1995
	D. Bryant	56 vs. Clemson, 2001
8.	Thaddeus Lewis	55 vs. Richmond, 2009
9.	Dave Brown	54 vs. North Carolina, 1989
10.	Ben Bennett	53 vs. Clemson, 1983
	Anthony Dilweg	53 vs. Vanderbilt, 1988
	D. Bryant	53 vs. N.C. State, 2001

Most Pass Attempts, Season

1.	Anthony Dilweg	1988	484
2.	Ben Bennett	1983	469
3.	Thaddeus Lewis	2009	449
4.	Spence Fischer	1995	438
5.	Dave Brown	1991	437
6.	Steve Slayden	1987	395
7.	Spence Fischer	1993	388
8.	D. Bryant	2001	384
9.	Ben Bennett	1982	374
10.	Thaddeus Lewis	2008	361

Most Pass Attempts, Career

1.	Thaddeus Lewis	2006-09	1,510
2.	Ben Bennett	1980-83	1,375
3.	Spence Fischer	1992-95	1,369
4.	Steve Slayden	1984-87	1,204
5.	Leo Hart	1968-70	872
6.	Dave Brown	1989-91	845
7.	D. Bryant	2000-01	642
8.	Anthony Dilweg	1985-88	594
9.	Mike Dunn	1975-78	570
	Spencer Romine	1997-00	571

Average Yards Per Completion, Game (15 att.)

1.	Stanley Driskell (6-153)	25.50 vs. Ga. Tech, 1978
2.	Anthony Dilweg (19-410)	21.58 vs. The Citadel, 1988
3.	Bob Albright (6-125)	20.83 vs. N.C. State, 1972
4.	Leo Hart (13-260)	20.00 vs. North Carolina, 1970
5.	Ben Bennett (21-407)	19.38 vs. Wake Forest, 1982
6.	Ron Sally (18-336)	18.67 vs. Virginia, 1981
7.	Thaddeus Lewis (23-438)	18.61 vs. Navy, 2007
8.	Dave Brown (24-444)	18.50 vs. Wake Forest, 1989
9.	D. Bryant (11-201)	18.27 vs. Georgia Tech, 2001
10.	Bob Corbett (13-236)	18.15 vs. Maryland, 1974

Average Yards Per Completion, Season (200 att.)

1.	Leo Hart (162-2,238)	1968	13.82
2.	Anthony Dilweg (287-3,824)	1988	13.324
3.	Spencer Romine (123-1,638)	1999	13.317
4.	Ben Bennett (110-1,445)	1981	13.126
5.	D. Bryant (187-2,454)	2001	13.123
6.	Ben Bennett (236-3,033)	1982	12.85
7.	Steve Slayden (230-2,924)	1987	12.71
8.	Scotty Glacken (101-1,265)	1963	12.53
9.	Thaddeus Lewis (274-3,330)	2009	12.15

Average Yards Per Completion, Career (500 att.)

1.	Anthony Dilweg (342-4,557)	1985-88	13.33
2.	Spencer Romine (281-3,545)	1997-00	12.62
3.	Leo Hart (486-6,116)	1968-70	12.58
4.	D. Bryant (316-3,902)	2000-01	12.34
5.	Dave Brown (464-5,717)	1989-91	12.32
6.	Mike Dunn (288-3,511)	1975-78	12.19
7.	Thaddeus Lewis (877-10,065)	2006-09	11.48

Average Yards Per Attempt, Game (15 att.)

1.	Ron Salley (26-336)	12.92 vs. Virginia, 1981
2.	David Green (27-335)	12.41 vs. Georgia Tech, 1997
3.	Dave Brown (36-444)	12.33 vs. Wake Forest, 1989
4.	Billy Ray (16-197)	12.31 vs. W. Carolina, 1990

Average Yards Per Attempt, Season (200 att.)

1.	Ben Bennett (374-3,033)	1982	8.11
2.	Anthony Dilweg (484-3,824)	1988	7.90
3.	Leo Hart (301-2,238)	1968	7.44
4.	Billy Ray (274-2,035)	1989	7.43
5.	Thaddeus Lewis (449-3,330)	2009	7.42
6.	Steve Slayden (395-2,924)	1987	7.40
7.	Leo Hart (308-2,236)	1970	7.26
8.	Ben Bennett (202-1,445)	1981	7.15
9.	Spencer Romine (243-1,638)	1999	6.74
10.	Spence Fischer (388-2,563)	1993	6.61

Average Yards Per Attempt, Career (500 att.)

1.	Anthony Dilweg (594-4,559)	1985-88	7.67
2.	Ben Bennett (1,375-9,614)	1980-83	6.99
3.	Leo Hart (877-6,116)	1968-70	6.97
4.	Dave Brown (845-5,717)	1989-91	6.77
5.	Thaddeus Lewis (1,510-10,065)	2006-09	6.67
6.	Steve Slayden (1,204-8,004)	1984-87	6.65
7.	Spence Fischer (1,369-9,021)	1992-95	6.59
8.	Spencer Romine (571-3,545)	1997-00	6.21
9.	Mike Dunn (571-3,531)	1975-78	6.18
10.	D. Bryant (642-3,902)	2000-01	6.08

Most Touchdown Passes, Quarter

1.	David Green (4th)	4 vs. Georgia Tech, 1997
2.	Ben Bennett (4th)	3 vs. Navy, 1982
	Dave Brown (2nd)	3 vs. N.C. State, 1989

Most Touchdown Passes, Half

1.	Scotty Glacken (1st)	4 vs. Rice, 1965
	Dave Brown (1st)	4 vs. N.C. State, 1989
	David Green (2nd)	4 vs. Georgia Tech, 1997

Most Touchdown Passes, Game

1.	Steve Slayden	6 vs. Georgia Tech, 1987
2.	Thaddeus Lewis	5 vs. N.C. State, 2009
3.	Scotty Glacken	4 vs. Clemson, 1963
	Scotty Glacken	4 vs. Rice, 1965
	Ben Bennett	4 vs. Clemson, 1983
	Steve Slayden	4 vs. Vanderbilt, 1987
	Billy Ray	4 vs. Northwestern, 1989
	Dave Brown	4 vs. Wake Forest, 1989
	Dave Brown	4 vs. N.C. State, 1989
	Steve Prince	4 vs. North Carolina, 1992
	Spence Fischer	4 vs. North Carolina, 1994
	David Green	4 vs. Georgia Tech, 1997
	Thaddeus Lewis	4 vs. North Carolina, 2006
	Thaddeus Lewis	4 vs. Navy, 2007
	Thaddeus Lewis	4 vs. Wake Forest, 2007

Most Touchdown Passes, Season

1.	Anthony Dilweg	1988	24
2.	Thaddeus Lewis	2007	21
3.	Ben Bennett	1982	20
	Steve Slayden	1987	20
	Dave Brown	1991	20
	Thaddeus Lewis	2009	20
7.	Ben Bennett	1983	17
8.	Spence Fischer	1994	16
9.	Billy Ray	1989	15
	Thaddeus Lewis	2008	15
11.	Steve Slayden	1986	14
	Dave Brown	1989	14

Most Touchdown Passes, Career

1.	Thaddeus Lewis	2006-09	67
2.	Ben Bennett	1980-83	55
3.	Spence Fischer	1992-95	48
	Steve Slayden	1984-87	48
5.	Dave Brown	1989-91	42
6.	Anthony Dilweg	1985-88	27
7.	Scotty Glacken	1963-65	24
8.	Leo Hart	1968-70	23
	Billy Ray	1989-90	23
10.	D. Bryant	2000-01	16

Most Games With 1+ Touchdown Passes, Season

1.	Ben Bennett	1982	11
	Anthony Dilweg	1988	11
	Thaddeus Lewis	2007	11
4.	Thaddeus Lewis	2009	10
5.	Scotty Glacken	1963	9
	Ben Bennett	1980	9
	Ben Bennett	1983	9
	Dave Brown	1991	9
	Spence Fischer	1994	9
10.	Leo Hart	1968	8
	Steve Slayden	1987	8
	D. Bryant	2001	8
	Thaddeus Lewis	2008	8

Most Games With 1+ Touchdown Passes, Career

1.	Thaddeus Lewis	2006-09	36
2.	Ben Bennett	1980-83	34
3.	Steve Slayden	1984-87	27
	Spence Fischer	1992-95	27
5.	Dave Brown	1989-91	18
6.	Leo Hart	1968-70	17
7.	Scotty Glacken	1963-65	16

Most Games With 2+ Touchdown Passes, Season

1.	Anthony Dilweg	1988	8
2.	Ben Bennett	1982	6
	Thaddeus Lewis	2008	6
	Dave Brown	1991	6
	Thaddeus Lewis	2009	6
6.	Steve Slayden	1987	5
	Billy Ray	1989	5
	Spence Fischer	1993	5
	Spence Fischer	1994	5
	Thaddeus Lewis	2007	5

Most Games With 2+ Touchdown Passes, Career

1.	Thaddeus Lewis	2006-09	19
2.	Spence Fischer	1992-95	15
3.	Ben Bennett	1980-83	14
4.	Dave Brown	1989-91	12
5.	Steve Slayden	1984-87	10

Most Games With 3+ Touchdown Passes, Season

1.	Anthony Dilweg	1988	5
2.	Dave Brown	1989	4
	Dave Brown	1991	4
4.	Ben Bennett	1982	3
	Ben Bennett	1983	3
	Steve Slayden	1987	3
	Billy Ray	1989	3
	Thaddeus Lewis	2007	3

Most Games With 3+ Touchdown Passes, Career

1.	Dave Brown	1989-91	8
2.	Thaddeus Lewis	2006-09	7
3.	Ben Bennett	1980-83	6
4.	Steve Slayden	1984-87	5
	Anthony Dilweg	1985-88	5
	Spence Fischer	1992-95	5

Most Games With 4+ Touchdown Passes, Season

1.	Steve Slayden	1987	2
	Dave Brown	1989	2
	Thaddeus Lewis	2007	2

Most Games With 4+ Touchdown Passes, Career

1.	Thaddeus Lewis	2006-09	4
2.	Scotty Glacken	1963-65	2
	Steve Slayden	1984-87	2
	Dave Brown	1989-91	2

Most Consecutive Games, 1+ TD Pass

1.	Ben Bennett	17
	<i>(All 11 games of 1982; first 6 games of 1983)</i>	
2.	Thaddeus Lewis	12
	<i>(Last 2 games of 2006; first 10 games of 2007)</i>	
3.	Anthony Dilweg	11
	<i>(All 11 games of 1988)</i>	
4.	Spence Fischer	10
	<i>(Last 7 games of 1994; first 3 games of 1995)</i>	

Most Consecutive Games, 2+ TD Pass

1.	Ben Bennett	4
	<i>(1982: South Carolina, Virginia, Navy & Virginia Tech)</i>	
	Anthony Dilweg	4
	<i>(1988: Northwestern, Tennessee, The Citadel & Virginia)</i>	
	Thaddeus Lewis	4
	<i>(2007: Northwestern, Navy, Miami & Wake Forest)</i>	
	Thaddeus Lewis	4
	<i>(2009: N.C. Central, Virginia Tech, N.C. State & Maryland)</i>	

Touchdown-to-Interception Ratio, Season (10 TD)

1.	Thaddeus Lewis <i>(15-6)</i>	2.50-1	2008
	Thaddeus Lewis <i>(20-8)</i>	2.50-1	2009
3.	Dave Brown <i>(14-6)</i>	2.33-1	1989
4.	Thaddeus Lewis <i>(21-10)</i>	2.10-1	2007
5.	Spence Fischer <i>(16-8)</i>	2.00-1	1994
6.	Ben Bennett <i>(20-12)</i>	1.67-1	1982
7.	Scotty Glacken <i>(12-8)</i>	1.50-1	1963
8.	Ben Bennett <i>(17-12)</i>	1.42-1	1983
9.	Anthony Dilweg <i>(24-18)</i>	1.33-1	1988
	Dave Brown <i>(20-15)</i>	1.33-1	1991
	Adam Smith <i>(12-9)</i>	1.33-1	2002

Touchdown-to-Interception Ratio, Career (20 TD)

1.	Thaddeus Lewis <i>(67-40)</i>	2006-09	1.68-1
2.	Dave Brown <i>(42-33)</i>	1989-91	1.27-1
3.	Billy Ray <i>(23-19)</i>	1989-90	1.21-1
4.	Anthony Dilweg <i>(27-24)</i>	1985-88	1.13-1
5.	Scotty Glacken <i>(24-23)</i>	1963-65	1.04-1
	Spence Fischer <i>(48-46)</i>	1992-95	1.04-1

Most Seasons, 10+ Touchdown Passes

1.	Thaddeus Lewis <i>(2006-07-08-09)</i>	4
2.	Ben Bennett <i>(1980-82-83)</i>	3
	Steve Slayden <i>(1985-86-87)</i>	3
	Spence Fischer <i>(1993-94-95)</i>	3
5.	Dave Brown <i>(1989-91)</i>	2

Most Seasons, 15+ Touchdown Passes

1.	Thaddeus Lewis <i>(2007-08-09)</i>	3
2.	Ben Bennett <i>(1982-83)</i>	2
3.	Steve Slayden <i>(1987)</i>	1
	Anthony Dilweg <i>(1988)</i>	1
	Billy Ray <i>(1989)</i>	1
	Dave Brown <i>(1991)</i>	1
	Spence Fischer <i>(1994)</i>	1

Most Seasons, 20+ Touchdown Passes

1.	Thaddeus Lewis <i>(2007-09)</i>	2
2.	Ben Bennett <i>(1982)</i>	1
	Steve Slayden <i>(1987)</i>	1
	Anthony Dilweg <i>(1988)</i>	1
	Dave Brown <i>(1991)</i>	1

Most 100-Yard Passing Games, Season

1.	Thaddeus Lewis	2007	12
2.	Ben Bennett	1982	11
	Ben Bennett	1983	11
	Anthony Dilweg	1988	11
	Dave Brown	1991	11
	Spence Fischer	1995	11
	Thaddeus Lewis	2009	11
8.	Seven tied with		10
	Last by Thaddeus Lewis	2006	

Most 100-Yard Passing Games, Career

1.	Thaddeus Lewis	2006-09	42
2.	Spence Fischer	1992-95	39
3.	Ben Bennett	1980-83	38
4.	Steve Slayden	1984-87	37
5.	Leo Hart	1968-70	26

Most 200-Yard Passing Games, Season

1.	Anthony Dilweg	1988	11
2.	Leo Hart	1968	9
	Ben Bennett	1982	9
	Ben Bennett	1983	9
	Steve Slayden	1987	9
6.	Leo Hart	1970	8
	Spence Fischer	1995	8
	Thaddeus Lewis	2009	8
9.	Dave Brown	1991	7
	Spence Fischer	1993	7

Most 200-Yard Passing Games, Career

1.	Ben Bennett	1980-83	25
2.	Thaddeus Lewis	2006-09	24
3.	Spence Fischer	1992-95	21
4.	Leo Hart	1968-70	20
5.	Steve Slayden	1984-87	19

Most 300-Yard Passing Games, Season

1.	Anthony Dilweg	1988	9
2.	Thaddeus Lewis	2009	7
3.	Ben Bennett	1983	4
	Dave Brown	1991	4
	Spence Fischer	1995	4
6.	Ben Bennett	1982	3
	Steve Slayden	1987	3
	Dave Brown	1989	3
	Spence Fischer	1993	3
10.	Billy Ray	1989	2
	Thaddeus Lewis	2008	2

Most 300-Yard Passing Games, Career

1.	Thaddeus Lewis	2006-09	11
2.	Anthony Dilweg	1985-88	10
3.	Ben Bennett	1980-83	9
4.	Dave Brown	1989-91	8
5.	Spence Fischer	1992-95	7

Most 400-Yard Passing Games, Season

1.	Anthony Dilweg	1988	2
	Dave Brown	1989	2
3.	Eight tied with		1

Most 400-Yard Passing Games, Career

1.	Ben Bennett	1980-83	3
2.	Anthony Dilweg	1985-88	2
	Dave Brown	1989-91	2
	Thaddeus Lewis	2006-09	2
5.	Steve Slayden	1984-87	1
	Spencer Romine	1997-00	1
	D. Bryant	1998-00	1

Most Passing Yards, 2 Consecutive Games

1.	Dave Brown, 1989	853
	<i>(374 vs. N.C. State & 479 vs. North Carolina)</i>	
2.	Anthony Dilweg, 1988	832
	<i>(475 vs. Wake Forest & 357 vs. N.C. State)</i>	
3.	Thaddeus Lewis, 2009	830
	<i>(459 vs. N.C. State & 371 vs. Maryland)</i>	
4.	Dave Brown, 1989	818
	<i>(444 vs. Wake Forest & 374 vs. N.C. State)</i>	
	Thaddeus Lewis, 2009	818
	<i>(359 vs. Virginia Tech & 459 vs. N.C. State)</i>	
6.	Anthony Dilweg, 1988	801
	<i>(410 vs. The Citadel & 381 vs. Virginia)</i>	

Most Passing Yards, 3 Consecutive Games

1.	Dave Brown, 1989	1,297
	<i>(444 vs. Wake Forest, 374 vs. N.C. State & 479 vs. N. Carolina)</i>	
2.	Anthony Dilweg, 1988	1,194
	<i>(475 vs. Wake Forest, 357 vs. N.C. State & 362 vs. North Carolina)</i>	
3.	Thaddeus Lewis, 2009	1,189
	<i>(359 vs. Virginia Tech, 459 vs. N.C. State & 371 vs. Maryland)</i>	
4.	Thaddeus Lewis, 2009	1,173
	<i>(459 vs. N.C. State, 371 vs. Maryland & 343 vs. Virginia)</i>	
5.	Anthony Dilweg, 1988	1,150
	<i>(410 vs. The Citadel, 381 vs. Virginia & 349 vs. Vanderbilt)</i>	
6.	Steve Slayden, 1987	1,135
	<i>(396 vs. Georgia Tech, 281 vs. Wake Forest & 458 vs. N.C. State)</i>	

Most Touchdown Passes, 2 Consecutive Games

1.	Dave Brown, 1989	8
	<i>(4 vs. Wake Forest & 4 vs. N.C. State)</i>	
2.	Steve Slayden, 1987	7
	<i>(1 vs. Maryland & 6 vs. Georgia Tech)</i>	
	Steve Slayden, 1987	7
	<i>(6 vs. Georgia Tech & 1 vs. Wake Forest)</i>	
	Thaddeus Lewis, 2009	7
	<i>(2 vs. Virginia Tech & 5 vs. N.C. State)</i>	
	Thaddeus Lewis, 2009	7
	<i>(5 vs. N.C. State & 2 vs. Maryland)</i>	
6.	Ben Bennett, 1982	6
	<i>(3 vs. Virginia & 3 vs. Navy)</i>	
	Anthony Dilweg, 1988	6
	<i>(3 vs. Tennessee & 3 vs. The Citadel)</i>	
	Anthony Dilweg, 1988	6
	<i>(3 vs. The Citadel & 3 vs. Virginia)</i>	
	Thaddeus Lewis, 2007	6
	<i>(4 vs. Navy & 2 vs. Miami)</i>	
	Thaddeus Lewis, 2007	6
	<i>(2 vs. Miami & 4 vs. Wake Forest)</i>	

Most Touchdown Passes, 3 Consecutive Games

1.	Dave Brown, 1989	11
	<i>(4 vs. Wake Forest, 4 vs. N.C. State & 3 vs. North Carolina)</i>	
2.	Steve Slayden, 1987	10
	<i>(6 vs. Georgia Tech, 1 vs. Wake Forest & 3 vs. N.C. State)</i>	
	Thaddeus Lewis, 2007	10
	<i>(4 vs. Navy, 2 vs. Miami & 4 vs. Wake Forest)</i>	
4.	Anthony Dilweg, 1988	9
	<i>(3 vs. Tennessee, 3 vs. The Citadel & 3 vs. Virginia)</i>	
	Thaddeus Lewis, 2009	9
	<i>(2 vs. N.C. Central, 2 vs. Virginia Tech & 5 vs. N.C. State)</i>	
	Thaddeus Lewis, 2009	9
	<i>(2 vs. Virginia Tech, 5 vs. N.C. State & 2 vs. Maryland)</i>	

Most Seasons, 1,000+ Passing Yards

1.	Ben Bennett (1980-81-82-83)	4
	Steve Slayden (1984-85-86-87)	4
	Spence Fischer (1992-93-94-95)	4
	Thaddeus Lewis (2006-07-08-09)	4
5.	Leo Hart (1968-69-70)	3
	Dave Brown (1989-90-91)	3
7.	Scotty Glacken (1963-64)	2
	Mike Dunn (1976-77)	2
	Billy Ray (1989-90)	2
	D. Bryant (2000-01)	2
	Mike Schneider (2003-04)	2

Most Seasons, 2,000+ Passing Yards

1.	Thaddeus Lewis (2006-07-08-09)	4
2.	Ben Bennett (1980-82-83)	3
	Spence Fischer (1993-94-95)	3
4.	Leo Hart (1968-70)	2

Most Seasons, 3,000+ Passing Yards

1.	Ben Bennett (1982-83)	2
2.	Anthony Dilweg (1988)	1
	Thaddeus Lewis (2009)	1

Most TD Passes By A Combination, Game

1.	David Green to Corey Thomas (36, 19, 4, 18 yards)	
	4 vs. Georgia Tech, 1997	
	Thaddeus Lewis to Eron Riley (76, 35, 9, 69 yards)	
	4 vs. Navy, 2007	

Most TD Passes By A Combination, Season

1.	B. Bennett to C. Castor	1982	12
2.	S. Slayden to C. Hines	1987	11
3.	A. Dilweg to C. Hines	1988	10
4.	B. Ray to C. Hines	1989	9
	T. Lewis to E. Riley	2007	9
6.	S. Slayden to D. Green	1985	8
	D. Brown to C. Hines	1989	8
8.	B. Bennett to C. Jones	1981	7
	T. Lewis to E. Riley	2008	7
10.	S. Slayden to D. Green	1986	6
	D. Brown to W. Jones	1991	6
	S. Fischer to C. Thomas	1995	6
	T. Lewis to D. Varner	2009	6

Most TD Passes By A Combination, Career

1.	Thaddeus Lewis to Eron Riley	19
2.	Ben Bennett to Chris Castor	16
	Steve Slayden to Doug Green	16
4.	Spence Fischer to Corey Thomas	13
5.	Steve Slayden to Clarkston Hines	11
6.	Ben Bennett to Cedric Jones	10
	Anthony Dilweg to Clarkston Hines	10
8.	Dave Brown to Walter Jones	9

Most Games with 20+ Pass Completions, Season

1.	Ben Bennett	1983	11
2.	Ben Bennett	1982	8
	Anthony Dilweg	1988	8
	Thaddeus Lewis	2009	8
5.	Spence Fischer	1995	7

Most Games with 20+ Pass Completions, Career

1.	Ben Bennett	1980-83	22
2.	Thaddeus Lewis	2006-09	19
3.	Spence Fischer	1992-95	18
4.	Steve Slayden	1984-87	12
5.	Dave Brown	1989-91	11
6.	Leo Hart	1968-70	10

Most Games with 30+ Pass Completions, Season

1.	Anthony Dilweg	1988	4
2.	Ben Bennett	1983	3
	Steve Slayden	1987	3
	Spence Fischer	1995	3
	Thaddeus Lewis	2009	3

Most Games with 30+ Pass Completions, Career

1.	Ben Bennett	1980-83	5
	Thaddeus Lewis	2006-09	5
2.	Spence Fischer	1992-95	4
	Anthony Dilweg	1985-88	4

Most Consecutive Games With 10+ Pass Completions

1.	Thaddeus Lewis	28
	(Last 7 games of 2006; all 12 games of 2007; first 9 games of 2008)	
2.	Ben Bennett	23
	(Last game of 1981; all 11 games of 1982; all 11 games of 1983)	
3.	Steve Slayden	21
	(Last 4 games of 1984; all 10 of 1985; first 7 of 1986)	

Most Consecutive Games With 20+ Pass Completions

1.	Ben Bennett	14
	(Last 3 games of 1982; all 11 games of 1983)	

Most Consecutive Pass Completions, Game

1.	D. Bryant	16 vs. N.C. State, 2000
2.	Ben Bennett	15 vs. North Carolina, 1983
	Thaddeus Lewis	15 vs. Northwestern, 2007
4.	Ben Bennett	14 vs. Maryland, 1982

Most Pass Attempts Without An INT, Game

1.	Thaddeus Lewis	55 vs. Richmond, 2009
2.	Thaddeus Lewis	52 vs. N.C. State, 2008
3.	Steve Slayden	50 vs. Georgia Tech, 1987
	Dave Brown	50 vs. South Carolina, 1991
	Thaddeus Lewis	50 vs. N.C. State, 2009
6.	Ben Bennett	46 vs. Maryland, 1981
7.	Mike Schneider	45 vs. Wake Forest, 2004
8.	Bobby Campbell	42 vs. Vanderbilt, 1998
	Spencer Romine	42 vs. Maryland, 1999
	Adam Smith	42 vs. Virginia, 2002
	Thaddeus Lewis	42 vs. Northwestern, 2008
12.	Dave Brown	41 vs. N.C. State, 1991
	Adam Smith	41 vs. N.C. State, 2002
	Thaddeus Lewis	41 vs. Florida State, 2006
15.	Ben Bennett	40 vs. Virginia, 1980
	Ben Bennett	40 vs. Indiana, 1980
	Anthony Dilweg	40 vs. Northwestern, 1988
	Thaddeus Lewis	40 vs. Virginia Tech, 2009

Most Consecutive Pass Attempts Without INT

1.	Thaddeus Lewis	2007-08	206
2.	Ben Bennett	1982-83	169
3.	Spence Fischer	1993	156

Most Starts, QB

1.	Thaddeus Lewis	2006-09	46
2.	Ben Bennett	1980-83	38
3.	Spence Fischer	1992-95	37
4.	Steve Slayden	1984-87	36
5.	Mike Dunn	1975-78	35
6.	Leo Hart	1968-70	31
7.	Jerry Barger	1951-54	27
8.	Scotty Glacken	1963-65	24
9.	Bob Brodhead	1956-58	23
	Mike Schneider	2004-06	23
11.	Spencer Romine	1997-00	22
12.	Walt Rappold	1959-62	20

Most Consecutive Starts, QB

1.	Thaddeus Lewis	33
	(Last 11 games of 2006; all 12 games of 2007; first 10 games of 2008)	
2.	Leo Hart	31
	(All 10 games of 1968 & 1969; all 11 games of 1970)	
3.	Spence Fischer	26
	(Last 4 games of 1993; all 11 games of 1994 & 1995)	
4.	Mike Dunn	25
	(Last 3 games of 1975; all 11 games of 1976 & 1977)	
5.	Scotty Glacken	24
	(Last 8 games of 1963; all 10 games of 1964; first 6 games of 1965)	
	Steve Slayden	24
	(Last 7 games of 1985; all 11 games of 1986; first 5 games of 1987)	
7.	Ben Bennett	21
	(Last 10 games of 1982; all 11 games of 1983)	
8.	Walt Rappold	20
	(All 10 games of 1961 & 1962)	

Most Pass Completions By A Reserve QB, Game

1.	Dave Brown	23 vs. Northwestern, 1990
2.	David Green	21 vs. Georgia Tech, 1997
3.	Ben Bennett	19 vs. Tennessee, 1982
	Bobby Campbell	19 vs. Wake Forest, 1998
5.	Bobby Campbell	17 vs. N.C. State, 1998

Most Pass Attempts By A Reserve QB, Game

1.	Bobby Campbell	34 vs. Wake Forest, 1998
2.	Dave Brown	33 vs. Northwestern, 1990
3.	Bobby Campbell	31 vs. Vanderbilt, 1999
4.	Ben Bennett	29 vs. Tennessee, 1982
5.	Bobby Campbell	28 vs. N.C. State, 1998

Most Passing Yards By A Reserve QB, Game

1.	David Green	335 vs. Georgia Tech, 1997
2.	Ben Bennett	288 vs. Tennessee, 1982
3.	Dave Brown	278 vs. Northwestern, 1990
4.	Bobby Campbell	251 vs. Vanderbilt, 1999
5.	Spence Fischer	188 vs. Rice, 1992
	Bobby Campbell	188 vs. N.C. State, 1998
7.	Dave Brown	182 vs. Western Carolina, 1990
8.	Bobby Campbell	181 vs. Wake Forest, 1998
9.	Spence Fischer	179 vs. Florida State, 1992
10.	Billy Ray	177 vs. Army, 1990

Most Passing TDs By A Reserve QB, Game

1.	David Green	4 vs. Georgia Tech, 1997
2.	Dave Brown	3 vs. Virginia, 1989

300-YARD PASSING GAMES

479	Dave Brown	1989	at North Carolina
475	Anthony Dilweg	1988	Wake Forest
469	Ben Bennett	1980	Wake Forest
459	Thaddeus Lewis	2009	at N.C. State
458	Steve Slayden	1987	N.C. State
444	Dave Brown	1989	at Wake Forest
442	Ben Bennett	1983	N.C. State
428	Thaddeus Lewis	2007	at Navy
410	Anthony Dilweg	1988	The Citadel
407	Ben Bennett	1982	Wake Forest
404	Spencer Romine	1999	at Maryland
400	D. Bryant	2001	N.C. State
397	Ben Bennett	1981	at Maryland
396	Steve Slayden	1987	Georgia Tech
395	Spence Fischer	1994	North Carolina
391	Anthony Dilweg	1988	Virginia
387	Thaddeus Lewis	2009	Wake Forest
385	Dave Brown	1991	vs. Clemson
384	Spence Fischer	1993	at North Carolina
379	Anthony Dilweg	1988	Maryland
374	Dave Brown	1989	N.C. State
373	Steve Slayden	1987	at Maryland
371	Thaddeus Lewis	2009	Maryland
367	Ben Bennett	1983	Clemson
363	Ben Bennett	1982	Navy
362	Spence Fischer	1995	at Army
362	Anthony Dilweg	1988	North Carolina
360	Spence Fischer	1995	at Virginia
359	Thaddeus Lewis	2009	Virginia Tech
357	Spence Fischer	1993	Army
357	Anthony Dilweg	1988	at N.C. State
353	Adam Smith	2002	at N.C. State
353	Anthony Dilweg	1988	at Northwestern
350	Thaddeus Lewis	2009	Richmond
349	Anthony Dilweg	1988	at Vanderbilt
347	Spence Fischer	1995	N.C. State
343	Thaddeus Lewis	2009	at Virginia
341	Billy Ray	1989	at South Carolina
337	Dave Brown	1990	North Carolina
336	Ron Sally	1981	at Virginia
335	David Green	1997	Georgia Tech
334	Dave Brown	1991	at Maryland
333	Spence Fischer	1993	at Rutgers
328	Zack Asack	2005	at Clemson
326	Ben Bennett	1983	South Carolina
323	Dave Brown	1991	at South Carolina
323	Ben Bennett	1983	at North Carolina
317	Thaddeus Lewis	2008	Navy
317	Thaddeus Lewis	2008	N.C. State
316	Bobby Campbell	1998	at Vanderbilt
316	Leo Hart	1968	at Clemson
315	Dave Brown	1991	N.C. State
313	Ben Bennett	1982	at N.C. State
311	Anthony Dilweg	1988	at Tennessee
310	D. Bryant	2000	at N.C. State
308	Billy Ray	1989	at Maryland
305	Thaddeus Lewis	2006	at Wake Forest
305	Anthony Dilweg	1987	at Clemson
303	Thaddeus Lewis	2009	at Miami
303	Spencer Romine	1998	at Northwestern
301	Leo Hart	1970	at South Carolina
300	Mike Schneider	2004	at Wake Forest

Bowl Game

314	Spence Fischer	1995	vs. Wisconsin
-----	----------------	------	---------------

300-Yard Passing Games By Player

Zack Asack (1)

328	Clemson	2005
-----	---------	------

Ben Bennett (9)

469	Wake Forest	1980
397	Maryland	1981
363	Navy	1982
407	Wake Forest	1982
313	N.C. State	1982
326	South Carolina	1983
367	Clemson	1983
442	N.C. State	1983
323	North Carolina	1983

Dave Brown (8)

444	Wake Forest	1989
374	N.C. State	1989
479	North Carolina	1989
337	North Carolina	1990
323	South Carolina	1991
334	Maryland	1991
315	N.C. State	1991
385	Clemson	1991

D. Bryant (2)

310	N.C. State	2000
400	N.C. State	2001

Bobby Campbell (1)

316	Vanderbilt	1998
-----	------------	------

Anthony Dilweg (10)

305	Clemson	1987
353	Northwestern	1988
410	The Citadel	1988
311	Tennessee	1988
391	Virginia	1988
349	Vanderbilt	1988
379	Maryland	1988
475	Wake Forest	1988
357	N.C. State	1988
362	North Carolina	1988

Spence Fischer (7)

333	Rutgers	1993
357	Army	1993
384	North Carolina	1993
395	North Carolina	1994
362	Army	1995
360	Virginia	1995
347	N.C. State	1995

David Green (1)

335	Georgia Tech	1997
-----	--------------	------

Leo Hart (2)

316	Clemson	1968
301	South Carolina	1970

Thaddeus Lewis (11)

305	Wake Forest	2006
428	Navy	2007
317	Navy	2008
317	N.C. State	2008
350	Richmond	2009
359	Virginia Tech	2009
459	N.C. State	2009
371	Maryland	2009
343	Virginia	2009
303	Miami	2009
378	Wake Forest	2009

Billy Ray (2)

341	South Carolina	1989
308	Maryland	1989

Spencer Romine (2)

303	Northwestern	1998
404	Maryland	1999

Ron Sally (1)

336	Virginia	1981
-----	----------	------

Mike Schneider (1)

300	Wake Forest	2004
-----	-------------	------

Steve Slayden (3)

373	Maryland	1987
396	Georgia Tech	1987
458	N.C. State	1987

Adam Smith (1)

353	N.C. State	2002
-----	------------	------

300-Yard Passing Games By Opponent

1.	N.C. State	12
2.	Maryland	7
	Wake Forest	7
4.	North Carolina	6
5.	Clemson	5
6.	South Carolina	4
	Virginia	4
8.	Navy	3
9.	Army	2
	Georgia Tech	2
	Northwestern	2
	Vanderbilt	2
13.	Miami	1
	Richmond	1
	Rutgers	1
	Tennessee	1
	The Citadel	1
	Virginia Tech	1
	Wisconsin	1

Army (2)

357	Spence Fischer	1993
362	Spence Fischer	1995

Clemson (5)

316	Leo Hart	1968
367	Ben Bennett	1983
305	Anthony Dilweg	1987
385	Dave Brown	1991
328	Zack Asack	2005

Georgia Tech (2)

396	Steve Slayden	1987
335	David Green	1997

Maryland (7)

397	Ben Bennett	1981
373	Steve Slayden	1987
379	Anthony Dilweg	1988
308	Billy Ray	1989
334	Dave Brown	1991
404	Spencer Romine	1999
371	Thaddeus Lewis	2009

Miami (1)

303	Thaddeus Lewis	2009
-----	----------------	------

Navy (3)

363	Ben Bennett	1982
428	Thaddeus Lewis	2007
317	Thaddeus Lewis	2008

North Carolina (6)

323	Ben Bennett	1983
362	Anthony Dilweg	1988
479	Dave Brown	1989
337	Dave Brown	1990
384	Spence Fischer	1993
395	Spence Fischer	1994

N.C. State (12)

313	Ben Bennett	1982
442	Ben Bennett	1983
458	Steve Slayden	1987
357	Anthony Dilweg	1988
374	Dave Brown	1989
315	Dave Brown	1991
347	Spence Fischer	1995
310	D. Bryant	2000
400	D. Bryant	2001
353	Adam Smith	2002
317	Thaddeus Lewis	2008
459	Thaddeus Lewis	2009

Northwestern (2)

353	Anthony Dilweg	1988
303	Spencer Romine	1998

Richmond (1)

350	Thaddeus Lewis	2009
-----	----------------	------

Rutgers (1)

333	Spence Fischer	1993
-----	----------------	------

South Carolina (4)

301	Leo Hart	1970
326	Ben Bennett	1983
341	Billy Ray	1989
323	Dave Brown	1991

Tennessee (1)

311	Anthony Dilweg	1988
-----	----------------	------

The Citadel (1)

410	Anthony Dilweg	1988
-----	----------------	------

Vanderbilt (2)

349	Anthony Dilweg	1988
316	Bobby Campbell	1998

Virginia (4)

336	Ron Sally	1981
391	Anthony Dilweg	1988
360	Spence Fischer	1995
343	Thaddeus Lewis	2009

Virginia Tech (1)

359	Thaddeus Lewis	2009
-----	----------------	------

Wake Forest (6)

469	Ben Bennett	1980
407	Ben Bennett	1982
475	Anthony Dilweg	1988
444	Dave Brown	1989
300	Mike Schneider	2004
305	Thaddeus Lewis	2006
387	Thaddeus Lewis	2009

Wisconsin (1)

314	Spence Fischer	1994
-----	----------------	------

2,000-YARD PASSERS

1. Thaddeus Lewis

Year	G/GS	Cmp	Att	Pct.	Yards	TD	Int
2006	12/11	180	340	.529	2,134	11	16
2007	12/12	199	360	.553	2,430	21	10
2008	11/11	224	361	.620	2,171	15	6
2009	12/12	274	449	.610	3,330	20	8
Total	47/46	877	1,510	.581	10,065	67	40

2. Ben Bennett

Year	G/GS	Cmp	Att	Pct.	Yards	TD	Int
1980	11/10	174	330	.527	2,050	11	25
1981	9/7	110	202	.544	1,445	7	8
1982	11/10	236	374	.631	3,033	20	12
1983	11/11	300	469	.640	3,086	17	12
Total	42/38	820	1,375	.596	9,614	55	57

3. Spence Fischer

Year	G/GS	Cmp	Att	Pct.	Yards	TD	Int
1992	9/6	113	197	.574	1,505	8	10
1993	11/9	213	388	.549	2,561	12	14
1994	11/11	204	346	.590	2,285	16	8
1995	11/11	256	438	.584	2,668	12	14
Total	42/37	786	1,369	.574	9,019	48	46

4. Steve Slayden

Year	G/GS	Cmp	Att	Pct.	Yards	TD	Int
1984	9/5	113	202	.559	1,229	4	9
1985	10/10	173	294	.588	1,937	19	13
1986	11/11	183	313	.585	1,914	14	15
1987	10/10	230	395	.582	2,924	20	16
Total	40/36	699	1,204	.581	8,004	48	55

5. Leo Hart

Year	G/GS	Cmp	Att	Pct.	Yards	TD	Int
1968	10/10	162	301	.538	2,238	11	11
1969	10/10	145	268	.541	1,642	5	9
1970	11/11	179	308	.581	2,236	7	12
Total	31/31	486	877	.554	6,116	23	32

6. Dave Brown

Year	G/GS	Cmp	Att	Pct.	Yards	TD	Int
1989	6/3	104	163	.638	1,479	11	11
1990	10/4	129	245	.527	1,444	8	12
1991	11/11	230	437	.526	2,794	20	15
Total	27/18	463	845	.548	5,717	42	33

7. Anthony Dilweg

Year	G/GS	Cmp	Att	Pct.	Yards	TD	Int
1985	11/1	14	25	.560	161	0	2
1986	11/0	6	12	.500	65	0	0
1987	11/1	35	73	.479	507	3	4
1988	11/11	287	484	.593	3,824	24	18
Total	44/13	342	594	.576	4,557	27	24

8. D. Bryant

Year	G/GS	Cmp	Att	Pct.	Yards	TD	Int
2000	11/7	129	258	.500	1,448	5	10
2001	11/11	187	384	.487	2,454	11	17
Total	22/18	316	642	.492	3,902	16	27

9. Spencer Romine

Year	G/GS	Cmp	Att	Pct.	Yards	TD	Int
1997	6/4	34	65	.523	432	3	3
1998	9/7	71	147	.483	862	3	6
1999	7/7	123	243	.506	1,638	6	13
2000	6/4	53	116	.457	613	1	9
Total	28/22	281	571	.492	3,545	13	31

10. Mike Dunn

Year	G/GS	Cmp	Att	Pct.	Yards	TD	Int
1975	10/4	31	67	.463	526	0	7
1976	11/11	90	169	.533	1,078	2	11
1977	11/11	102	191	.534	1,239	7	9
1978	9/9	65	144	.451	668	2	8
Total	41/35	288	571	.504	3,511	11	35

11. Billy Ray

Year	G/GS	Cmp	Att	Pct.	Yards	TD	Int
1989	8/8	174	274	.635	2,035	15	14
1990	8/7	100	164	.610	1,247	8	5
Total	16/15	274	438	.626	3,282	23	19

12. Scotty Glacken

Year	G/GS	Cmp	Att	Pct.	Yards	TD	Int
1963	10/8	101	201	.502	1,265	12	8
1964	10/10	104	192	.541	1,178	7	9
1965	7/6	50	88	.568	727	5	6
Total	27/24	255	481	.531	3,179	24	23

13. Mike Schneider

Year	G/GS	Cmp	Att	Pct.	Yards	TD	Int
2003	10/8	97	208	.466	1,220	4	6
2004	11/10	150	253	.593	1,527	8	7
2005	8/5	41	86	.477	351	0	6
Total	29/23	288	547	.527	3,098	12	19

14. Bobby Campbell

Year	G/GS	Cmp	Att	Pct.	Yards	TD	Int
1997	9/6	85	176	.483	925	2	10
1998	11/4	101	206	.490	1,199	6	8
1999	6/2	37	96	.385	526	1	6
2000	8/0	9	20	.450	75	0	3
Total	34/12	232	498	.466	2,725	9	27

15. Adam Smith

Year	G/GS	Cmp	Att	Pct.	Yards	TD	Int
2001	5/0	5	13	.385	30	0	1
2002	12/12	174	308	.565	2,031	12	9
2003	7/3	49	94	.521	488	2	0
Total	24/15	228	415	.549	2,549	14	10

16. Billy Cox

Year	G/GS	Cmp	Att	Pct.	Yards	TD	Int
1948	—	19	58	.328	248	2	3
1949	—	59	118	.500	779	4	7
1950	—	108	206	.524	1,428	8	15
Total	—	186	382	.487	2,455	14	25

RUSHING RECORDS

Most Rushing Yards, Quarter

1.	Robert Baldwin (1st)	103 vs. Georgia Tech, 1994
2.	Steve Jones (1st)	99 vs. Virginia, 1972
3.	Mike Grayson (2nd)	93 vs. Wake Forest, 1981

Most Rushing Yards, Half

1.	Steve Jones (1st)	175 vs. Virginia, 1972
2.	Mike Grayson (2nd)	153 vs. Wake Forest, 1981
3.	Robert Baldwin (1st)	141 vs. Georgia Tech, 1994
4.	Mike Grayson (2nd)	131 vs. Wake Forest, 1983
5.	Chris Douglas (2nd)	130 vs. Georgia Tech, 2003

Most Rushing Yards, Game

1.	Robert Baldwin	238 vs. Maryland, 1994
2.	Randy Cuthbert	234 vs. Georgia Tech, 1989
3.	Chris Douglas	218 vs. Georgia Tech, 2003
4.	George Clark	214 vs. Wake Forest, 1945
5.	Steve Jones	204 vs. Florida, 1971
6.	Steve Jones	201 vs. Wake Forest, 1972
	Roger Boone	201 vs. Northwestern, 1989
8.	Larry Martinez	199 vs. South Carolina, 1974
9.	Steve Jones	188 vs. Wake Forest, 1972
	Mike Grayson	188 vs. Wake Forest, 1981
11.	Tony Benjamin	186 vs. Wake Forest, 1973
12.	Tony Benjamin	181 vs. Georgia Tech, 1973
13.	Ernie Jackson	181 vs. Navy, 1971
14.	Robert O'Mara	180 vs. Virginia Tech, 1938
15.	George McAfee	174 vs. Wake Forest, 1937
16.	Mike Grayson	173 vs. Georgia Tech, 1982
17.	Steve Jones	171 vs. Clemson, 1970
	Art Gore	171 vs. North Carolina, 1974
19.	Chris Douglas	169 vs. Vanderbilt, 2001
20.	Mike Dunn	168 vs. Georgia Tech, 1976

Most Rushing Yards, Season

1.	Steve Jones	1972	1,236
2.	Robert Baldwin	1994	1,187
3.	Chris Douglas	2003	1,138
4.	Randy Cuthbert	1992	1,031
5.	Randy Cuthbert	1989	1,023
6.	Ace Parker	1935	884
7.	Alex Wade	2002	979
8.	Steve Jones	1971	861
9.	Steve Jones	1970	854
10.	Chris Douglas	2001	841
11.	Roger Boone	1988	836
12.	Wray Carlton	1957	833
13.	B.J. Hill	1998	798
14.	Mike Grayson	1983	785
15.	Mike Dunn	1976	757
16.	Bob Pascal	1955	750
17.	Mike Grayson	1981	744
18.	Art Gore	1976	742
19.	Laymarr Marshall	1995	708
20.	Robert O'Mara	1938	703
21.	Mike Grayson	1982	693
22.	Phil Asack	1968	690
23.	Julius Grantham	1986	677
24.	Tony Benjamin	1975	674
25.	Jay Calabrese	1965	658
26.	Ace Parker	1936	647
27.	Chris Douglas	2002	640
28.	Wray Carlton	1958	636
29.	Jay Wilkinson	1963	631
30.	Art Gore	1974	627

Most Rushing Yards, Career

1.	Chris Douglas	2000-03	3,122
2.	Steve Jones	1970-72	2,951
3.	Randy Cuthbert	1988-92	2,790
4.	Mike Grayson	1980-83	2,441
5.	Tony Benjamin	1973-76	2,251
6.	Julius Grantham	1982-86	1,989
7.	Mike Dunn	1975-78	1,939
8.	Roger Boone	1986-89	1,900
9.	Ace Parker	1934-36	1,856
10.	Robert Baldwin	1991-94	1,848
11.	Jay Calabrese	1965-67	1,801
12.	Tom Davis	1941-44	1,775
13.	Wray Carlton	1956-58	1,774
14.	Eric Tipton	1936-38	1,586
15.	Letavious Wilks	1996-99	1,555
16.	Alex Wade	2000-03	1,546
17.	Art Gore	1973-76	1,530
18.	Bob Pascal	1953-55	1,523
19.	Laymarr Marshall	1994-97	1,473
20.	Red Smith	1951-53	1,471
21.	Greg Boone	1979-82	1,435
22.	Elmore Hackney	1935-37	1,359
23.	Robert O'Mara	1936-38	1,356
24.	Mike Barney	1974-77	1,320
25.	Justin Boyle	2004-07	1,283
26.	George Clark	1944-47	1,279
27.	Billy Cox	1948-50	1,255
28.	Mark Leggett	1960-62	1,240
29.	Re'quan Boyette	2005-09	1,202
30.	Stanley Monk	1984-87	1,149

Highest Average Per Rushing Attempt, Game (15)

1.	George Clark (17-214)	12.59 vs. Wake Forest, 1945
2.	Mike Grayson (17-188)	11.06 vs. Wake Forest, 1981
3.	Ernie Jackson (17-181)	10.65 vs. Navy, 1971
4.	Jay Calabrese (15-140)	9.33 vs. S. Carolina, 1965
5.	Robert O'Mara (20-180)	9.00 vs. Virginia Tech, 1938
	Tony Benjamin (16-144)	9.00 vs. Clemson, 1973
7.	Mike Dunn (19-168)	8.84 vs. Georgia Tech, 1976
8.	George Clark (16-140)	8.75 vs. Georgia Tech, 1944
9.	Roger Boone (24-201)	8.38 vs. Northwestern, 1989

Highest Avg. Per Rushing Attempt, Season (75)

1.	Ace Parker (119-884)	1935	7.43
2.	Buddy Luper (76-520)	1943	6.84
3.	Jasper Davis (90-591)	1940	6.57
4.	Greg Boone (80-502)	1981	6.28
5.	George McAfee (96-596)	1939	6.21
6.	George Clark (89-528)	1944	5.93
7.	Ace Parker (111-647)	1936	5.83
8.	Elmore Hackney (85-490)	1937	5.77
9.	Randy Cuthbert (187-1,042)	1989	5.57
10.	Greg Boone (78-434)	1982	5.56

Highest Avg. Per Rushing Attempt, Career (200)

1.	Red Smith (243-1,471)	1951-53	6.05
2.	Ace Parker (316-1,856)	1934-36	5.87
3.	Elmore Hackney (232-1,359)	1935-37	5.86
4.	Greg Boone (286-1,435)	1979-82	5.02
5.	Bob Pascal (307-1,523)	1953-55	4.96
6.	Art Gore (315-1,530)	1973-76	4.86
7.	Randy Cuthbert (577-2,790)	1988-92	4.84
8.	Jack Alexander (232-1,110)	1933-35	4.78
9.	Buddy Luper (215-1,004)	1942-46	4.67
10.	Wray Carlton (381-1,774)	1956-58	4.66
11.	Mike Barney (287-1,320)	1974-77	4.60
12.	Roger Boone (415-1,900)	1986-89	4.58
13.	Alex Wade (343-1,546)	2000-03	4.51
14.	Chris Douglas (695-3,122)	2000-03	4.49
15.	Robert Baldwin (421-1,848)	1991-94	4.390
16.	Tony Benjamin (513-2,251)	1973-77	4.388

Most Rushing Attempts, Quarter

1.	Mike Grayson (4th)	18 vs. Wake Forest, 1983
2.	Steve Jones (1st)	17 vs. Florida, 1971
	Robert Baldwin (3rd)	17 vs. Georgia Tech, 1994
4.	Art Bosetti (4th)	16 vs. South Carolina, 1970

Most Rushing Attempts, Half

1.	Mike Grayson (2nd)	31 vs. Wake Forest, 1983
2.	Art Bosetti (2nd)	28 vs. South Carolina, 1970
3.	Steve Jones (1st)	26 vs. Florida, 1971
4.	Steve Jones (1st)	24 vs. Virginia, 1972
	Robert Baldwin (2nd)	24 vs. Georgia Tech, 1994

Most Rushing Attempts, Game

1.	Art Bosetti	42 vs. South Carolina, 1970
2.	Tony Benjamin	41 vs. Wake Forest, 1973
	Robert Baldwin	41 vs. Georgia Tech, 1994
4.	Phil Asack	40 vs. Georgia Tech, 1968
	Steve Jones	40 vs. Florida, 1971
6.	Mike Grayson	39 vs. Wake Forest, 1983
7.	Steve Jones	38 vs. Clemson, 1970
	Steve Jones	38 vs. Georgia Tech, 1972
	Randy Cuthbert	38 vs. Maryland, 1989
10.	Steve Jones	37 vs. South Carolina, 1971
	Steve Jones	37 vs. Wake Forest, 1972
	Randy Cuthbert	37 vs. N.C. State, 1989

Most Rushing Attempts, Season

1.	Steve Jones	1972	287
2.	Robert Baldwin	1994	276
3.	Chris Douglas	2003	236
4.	Randy Cuthbert	1992	227
5.	Chris Douglas	2001	218
6.	Steve Jones	1970	203
7.	Alex Wade	2002	201
8.	Steve Jones	1971	193
9.	B.J. Hill	1998	192
10.	Laymarr Marshall	1995	188

Most Rushing Attempts, Career

1.	Chris Douglas	2000-03	695
2.	Steve Jones	1970-72	683
3.	Randy Cuthbert	1988-92	577
4.	Mike Grayson	1980-83	574
5.	Mike Dunn	1975-78	565
6.	Tony Benjamin	1973-76	503
7.	Julius Grantham	1982-86	475
8.	Jay Calabrese	1965-67	465
9.	Tom Davis	1941-44	462
10.	Robert Baldwin	1991-94	421

Most Rushing Touchdowns, Game

1.	Winston Siegfried	4 vs. N.C. State, 1941
	Tom Davis	4 vs. N.C. State, 1942
	Tony Benjamin	4 vs. Wake Forest, 1975
	Mike Dunn	4 vs. North Carolina, 1976
	Robert Baldwin	4 vs. Maryland, 1994
	Justin Boyle	4 vs. Vanderbilt, 2006
7.	12 tied with 3	
	last Spencer Romine	3 vs. Georgia Tech, 1999

Most Rushing Touchdowns, Season

1.	Winston Siegfried	1941	14
2.	Laymarr Marshall	1994	13
3.	Mike Dunn	1976	12
	Robert Baldwin	1994	12
5.	Ace Parker	1935	10
	Billy Cox	1949	10
	Jay Calabrese	1966	10
	Randy Cuthbert	1989	10
9.	Elmore Hackney	1937	9
	Tom Davis	1942	9
	Bob Pascal	1954	9
	Jay Calabrese	1965	9
	Justin Boyle	2005	9

Most Rushing Touchdowns, Career

1.	Tom Davis	1941-44	28
2.	Jay Calabrese	1965-67	24
3.	Mike Dunn	1975-78	22
4.	Ace Parker	1934-36	21
	Chris Douglas	2000-03	21
6.	Elmore Hackney	1935-37	20
	Steve Jones	1970-72	20
	Randy Cuthbert	1988-92	20
	Robert Baldwin	1991-94	20
10.	George Clark	1944-47	19
	Bob Pascal	1953-55	19
	Laymarr Marshall	1994-97	19
13.	Eric Tipton	1936-68	17
	Wray Carlton	1956-58	17
	Mike Grayson	1980-83	17
	Justin Boyle	2004-07	17
17.	Jack Alexander	1933-35	16
	Red Smith	1951-53	16
19.	Robert O'Mara	1936-38	15
	Billy Cox	1948-50	15
	Mike Curtis	1962-64	15
	Tony Benjamin	1973-76	15
	Roger Boone	1986-89	15

Most 100-Yard Rushing Games, Season

1.	Steve Jones	1972	6
	Randy Cuthbert	1989	6
	Alex Wade	2002	6
	Chris Douglas	2003	6
5.	Randy Cuthbert	1992	5
	Robert Baldwin	1994	5
7.	Wray Carlton	1957	4
	Steve Jones	1971	4
	Art Gore	1974	4
	Art Gore	1976	4
	Mike Dunn	1976	4

Most 100-Yard Rushing Games, Career

1.	Steve Jones	1970-72	13
2.	Randy Cuthbert	1988-92	11
3.	Mike Grayson	1980-83	10
	Chris Douglas	2000-03	10
5.	Art Gore	1973-76	8
6.	Eric Tipton	1936-38	6
	Tony Benjamin	1973-76	6
	Mike Dunn	1975-78	6
	Roger Boone	1986-89	6
	Alex Wade	2000-03	6

Two Players, 100+ Rushing Yards, Game

1.	Syracuse, 1938	
	Robert O'Mara (21-109) & Eric Tipton (23-102)	
2.	N.C. State, 1943	
	Jim Miller (7-110) & Buddy Luper (6-109)	
3.	Alabama, 1944	
	George Clark (14-123) & Tom Davis (27-101)	
4.	Virginia Tech, 1951	
	Charlie Smith (10-124) & Herbert Field (11-121)	
5.	South Carolina, 1974	
	Larry Martinez (36-199) & Mike Bomgardner (21-109)	
6.	Army, 1975	
	Mike Barney (25-113) & Tony Benjamin (11-109)	
7.	Virginia, 1976	
	Mike Dunn (14-118) & Tony Benjamin (18-100)	
8.	N.C. State, 1976	
	Mike Dunn (21-152) & Art Gore (15-107)	
9.	North Carolina, 1982	
	Mike Grayson (21-118) & Greg Boone (14-105)	

Three Players, 100+ Rushing Yards, Game

1.	Wake Forest, 1981	
	Mike Grayson (17-188), Joel Blunk (20-110) & Greg Boone (16-101)	

Two Players, 500+ Rushing Yards, Season

1.	Robert O'Mara (703) & Eric Tipton (577)	1938
2.	Tom Davis (569) & Steve Lach (532)	1941
3.	Bob Pascal (561) & Bryant Aldridge (504)	1954
4.	Wray Carlton (833) & George Dutrow (625)	1957
5.	Jay Calabrese (563) & Frank Ryan (525)	1967
6.	Mike Dunn (757) & Art Gore (742)	1976
7.	Stanley Broadie (579) & Mike Dunn (576)	1977
8.	Mike Grayson (744) & Greg Boone (502)	1981
9.	Mike Grayson (785) & Julius Grantham (556)	1983
10.	Randy Cuthbert (1,023) & Roger Boone (514)	1989
11.	Alex Wade (979) & Chris Douglas (640)	2002

Two Players, 5+ Rushing TDs, Season

1.	Roger Robinson (7) & George McAfee (5)	1939
2.	Tom Davis (8) & George Clark (6)	1944
3.	Billy Cox (10) & John Mounie (9)	1949
4.	Charlie Smith (7) & Herbert Field (6)	1952
5.	Charlie Smith (6) & Red Smith (5)	1952
6.	Bob Pascal (10) & Bryant Aldridge (5)	1954
7.	Dean Wright (5) & Dave Burch (5)	1960
8.	Mike Curtis (8) & James Futrell (6)	1962
9.	Steve Jones (6) & Ernie Jackson (5)	1971
10.	Larry Martinez (7) & Tony Benjamin (5)	1974
11.	Tony Benjamin (6) & Larry Martinez (6)	1975
12.	Mike Dunn (12) & Art Gore (7)	1976
13.	Mike Dunn (7) & Stanley Broadie (5)	1977
14.	Joel Blunk (7) & Mike Grayson (5)	1982
15.	Mike Grayson (8) & Julius Grantham (5)	1983
16.	Robert Baldwin (7) & Randy Cuthbert (6)	1992
17.	Laymarr Marshall (13) & Charles London (5)	1995
18.	Chris Douglas (6) & Cedric Dargan (5)	2003

Three Players, 5+ Rushing TDs, Season

1.	Ace Parker (6), Harwood Smith (6) & Eric Tipton (6)	1936
2.	Robert O'Mara (7), Eric Tipton (7) & Elmore Hackney (6)	1937
3.	Winston Siegfried (14), Steve Lach (8) & Tom Davis (7)	1941

Most Rushing Yards By A QB, Game

1.	Mike Dunn	168 vs. Georgia Tech, 1976
2.	Mike Dunn	152 vs. N.C. State, 1976
3.	Mike Dunn	130 vs. North Carolina, 1976
4.	Mike Dunn	122 vs. Clemson, 1977
5.	Stanley Driskell	119 vs. East Carolina, 1979
6.	Mike Dunn	118 vs. Virginia, 1976
7.	Mark Johnson	114 vs. Maryland, 1972
8.	Mike Dunn	105 vs. N.C. State, 1977

Most Rushing Yards By A QB, Season

1.	Mike Dunn	1976	757
2.	Mike Dunn	1977	576
3.	Mark Johnson	1972	462
4.	Mike Dunn	1975	413

Most Rushing Yards By A QB, Career

1.	Mike Dunn	1975-78	1,939
----	-----------	---------	-------

Most 100-Yard Rushing games By A QB, Season

1.	Mike Dunn	1976	4
2.	Mike Dunn	1977	2
3.	Mark Johnson	1972	1
	Stanley Driskell	1979	1

Most 100-Yard Rushing games By A QB, Career

1.	Mike Dunn	1975-78	6
2.	Mark Johnson	1972-74	1
	Stanley Driskell	1977-79	1

Most Rushing Touchdowns By A QB, Game

1.	Mike Dunn	4 vs. North Carolina, 1976
2.	Spencer Romine	3 vs. Georgia Tech, 1999

Most Rushing Touchdowns By A QB, Season

1.	Mike Dunn	1976	12
2.	Leo Hart	1969	7
	Mike Dunn	1977	7
4.	Dave Brown	1991	5

Most Rushing Touchdowns By A QB, Career

1.	Mike Dunn	1975-78	22
2.	Leo Hart	1968-70	13
3.	Jerry Barger	1951-54	9
	Thaddeus Lewis	2006-09	9

100-YARD RUSHING GAMES

238	Robert Baldwin (33)	1994	Maryland
234	Randy Cuthbert (32)	1989	Georgia Tech
218	Chris Douglas (30)	2003	Georgia Tech
214	George Clark (17)	1945	at Wake Forest
204	Steve Jones (40)	1971	vs. Florida
201	Roger Boone (24)	1989	Northwestern
201	Steve Jones (37)	1972	Wake Forest
199	Larry Martinez (36)	1974	at South Carolina
193	Jack Alexander	1935	North Carolina
188	Mike Grayson (17)	1981	at Wake Forest
188	Steve Jones (28)	1972	Virginia
186	Tony Benjamin (41)	1973	at Wake Forest
181	Tony Benjamin (32)	1973	at Georgia Tech
181	Ernie Jackson (17)	1971	at Navy
180	Robert O'Mara (20)	1938	vs. Virginia Tech
174	George McAfee (13)	1937	Wake Forest
173	Mike Grayson (29)	1982	at Georgia Tech
171	Art Gore (31)	1974	at North Carolina
171	Steve Jones (38)	1970	at Clemson
169	Chris Douglas (29)	2001	Vanderbilt
168	Mike Dunn (19)	1976	Georgia Tech
166	George Clark (9)	1945	South Carolina
165	Alex Wade (23)	2002	at Wake Forest
162	Robert Baldwin (41)	1994	at Georgia Tech
161	Randy Cuthbert (38)	1989	at Maryland
157	Robert Baldwin (28)	1994	at Wake Forest
157	Roger Boone (23)	1988	North Carolina
157	Bob Pascal (20)	1955	Wake Forest
154	Greg Rhett (25)	1978	Georgia Tech
154	Ace Parker (14)	1936	at Wake Forest
152	Mike Grayson (39)	1983	at Wake Forest
152	Mike Dunn (21)	1976	at N.C. State
151	Randy Cuthbert (37)	1989	N.C. State
150	Tom Davis (24)	1942	N.C. State
149	Randy Cuthbert (29)	1992	Rice
149	Steve Jones (38)	1972	Georgia Tech
149	Frank Ryan (20)	1967	Clemson
149	Billy Cox (22)	1949	North Carolina
149	Eric Tipton (14)	1938	Davidson
148	Steve Jones (36)	1972	vs. Navy
147	Randy Cuthbert (19)	1989	Army
147	Art Gore (31)	1974	Georgia Tech
146	Buddy Luper (10)	1943	at North Carolina
144	Tony Benjamin (16)	1973	Clemson
144	Billy Cox (27)	1950	Georgia Tech
143	Bob Zwirko (24)	1969	North Carolina
142	Ace Parker (11)	1935	South Carolina
141	Julius Grantham (31)	1984	Indiana
140	Steve Jones (23)	1971	at Virginia
140	Phil Asack (40)	1968	Georgia Tech
140	Jay Calabrese (15)	1965	at South Carolina
140	George Clark (16)	1944	Georgia Tech
140	Ace Parker (13)	1935	vs. Wake Forest
138	Alex Wade (25)	2002	North Carolina
138	Julius Grantham (25)	1986	at Vanderbilt
138	Art Bosetti (42)	1970	at South Carolina
137	Letavious Wilks (19)	1996	Maryland
134	Alex Wade (25)	2002	at Northwestern
131	Roger Boone (17)	1988	at N.C. State
130	Stanley Monk (25)	1987	at Rutgers
130	Mike Dunn (17)	1976	at North Carolina
130	Tom Davis (9)	1941	vs. Maryland
129	Mike Barney (12)	1975	North Carolina
129	Larry Martinez (12)	1975	N.C. State
128	Chris Douglas (29)	2003	at Tennessee
128	Letavious Wilks (20)	1999	Wake Forest
127	Steve Lach (12)	1940	at Davidson
126	Chris Douglas (23)	2002	Virginia
126	Randy Cuthbert (23)	1992	East Carolina
125	Chris Douglas (25)	2003	N.C. State
125	Bill Thompson (21)	1971	N.C. State
125	Steve Jones (37)	1971	South Carolina

125	Red Smith (12)	1952	at North Carolina
125	Buddy Mulligan (4)	1943	Richmond
125	George McAfee (10)	1939	Syracuse
124	B.J. Hill (27)	1998	Maryland
124	Bob Brower (22)	1978	at North Carolina
124	Charlie Smith (10)	1951	vs. Virginia Tech
123	Re'quan Boyette (10)	2005	Florida State
123	Alex Wade (21)	2002	at Navy
123	Greg Rhett (22)	1978	South Carolina
123	Steve Jones (34)	1972	Stanford
123	John Johnston (24)	1971	West Virginia
123	Steve Jones (23)	1971	at Georgia Tech
123	James Furell (9)	1962	at Wake Forest
123	Red Smith (14)	1953	vs. Army
123	Jack Kistler (18)	1952	at SMU
123	Elmore Hackney (14)	1935	Tennessee
122	Mike Dunn (24)	1977	Clemson
122	Joel Arrington (8)	1959	at Georgia Tech
121	B.J. Hill (23)	1998	Western Carolina
121	Herbert Field (11)	1951	vs. Virginia Tech
121	Frank Swiger (15)	1940	Georgia Tech
119	Chris Douglas (27)	2003	at North Carolina
119	Stanley Driskell (13)	1979	East Carolina
119	Eric Tipton (13)	1937	vs. Wash. & Lee
118	Roger Boone (21)	1987	at North Carolina
118	Mike Grayson (16)	1983	at Virginia
118	Mike Grayson (21)	1982	North Carolina
118	Mike Dunn (14)	1976	at Virginia
117	Robert Baldwin (24)	1994	at Navy
117	Julius Grantham (32)	1984	Wake Forest
117	Tony Benjamin (28)	1975	N.C. State
117	Wray Carlton (18)	1957	North Carolina
116	Laymarr Marshall (19)	1996	at Navy
116	Randy Cuthbert (20)	1989	at North Carolina
116	Art Gore (14)	1976	at Clemson
116	Cliff Lewis (9)	1944	Richmond
115	Laymarr Marshall (31)	1995	at Maryland
115	Greg Boone (21)	1981	East Carolina
115	Jay Wilkinson (14)	1963	Clemson
115	Leo Long (20)	1941	Colgate
114	Alex Wade (25)	2002	at Florida State
114	Cedric Dargan (20)	2004	at Navy
114	Julius Grantham (11)	1983	at Maryland
114	Greg Rhett (13)	1978	Virginia
114	Mark Johnson (19)	1972	Maryland
114	Tom Davis (15)	1942	Maryland
114	Phil Asack (18)	1968	at Clemson
113	Justin Boyle (14)	2006	Vanderbilt
113	Justin Boyle (15)	2005	VMI
113	Cedric Dargan (24)	2004	at Wake Forest
113	Mike Barney (25)	1975	at Army
113	Sonny Odom (20)	1964	N.C. State
113	Tom Davis (10)	1944	Wake Forest
112	Chris Douglas (30)	2001	at Rice
112	Roger Boone (19)	1987	Northwestern
112	Steve Jones (32)	1970	Virginia
112	Wray Carlton (23)	1957	Maryland
112	Moffat Storer (5)	1940	at Colgate
112	Jack Alexander (23)	1934	at VMI
111	John Cappellano (19)	1969	at N.C. State
111	Wray Carlton (24)	1958	Baylor
111	Wray Carlton (16)	1957	Virginia
111	Jack Kistler (17)	1951	Wake Forest
110	Chris Douglas (18)	2003	Rice
110	Randy Cuthbert (19)	1992	at Vanderbilt
110	Joel Blunk (20)	1981	at Wake Forest
110	Ned Gonet (19)	1977	at South Carolina
110	Jim Miller (7)	1943	at N.C. State
110	Eric Tipton (25)	1937	vs. Virginia Tech
109	Alex Wade (24)	2002	East Carolina
109	Roger Boone (20)	1988	The Citadel
109	Greg Rhett (16)	1977	at Wake Forest

109	Mike Bomgardner (21)	1974	at South Carolina
109	Tony Benjamin (11)	1975	at Army
109	Charlie Smith (24)	1951	at Pittsburgh
109	Buddy Luper (6)	1943	N.C. State
109	Robert O'Mara (21)	1938	at Syracuse
108	Cedric Dargan (21)	2004	Virginia
108	Steve Jones (26)	1972	at N.C. State
108	Elmore Hackney (18)	1935	Clemson
107	B.J. Hill (23)	1999	N.C. State
107	Randy Cuthbert (19)	1992	Wake Forest
107	Art Gore (20)	1976	at North Carolina
107	Art Gore (15)	1976	at N.C. State
107	Art Gore (22)	1974	Wake Forest
107	Bernie Blaney (7)	1955	at Tennessee
107	Billy Cox (15)	1948	Navy
106	Chris Douglas (22)	2003	Western Carolina
106	David Lowman (17)	1993	at Rutgers
106	Mike Grayson (21)	1983	at North Carolina
106	Mike Grayson (24)	1981	N.C. State
106	Stanley Broadie (11)	1977	Navy
106	Billy Cox (13)	1949	Virginia Tech
106	Eric Tipton (16)	1937	at Davidson
105	Greg Boone (14)	1982	North Carolina
105	Mike Grayson (24)	1980	Georgia Tech
105	Mike Dunn (21)	1977	N.C. State
105	Art Gore (18)	1976	at South Carolina
105	Wray Carlton (16)	1957	at Rice
105	George Dutrow (19)	1956	North Carolina
105	Fred Folger (8)	1947	Maryland
104	Stanley Monk (21)	1985	N.C. State
104	Mike Grayson (26)	1981	Virginia Tech
104	Steve Jones (13)	1970	vs. Florida
104	Bob Zwirko (19)	1969	Clemson
104	Charlie Smith (14)	1951	at South Carolina
103	Mike Barney (20)	1975	Clemson
103	Bob Zwirko (20)	1969	at Georgia Tech
103	Larry Davis (27)	1966	at Navy
102	Randy Cuthbert (25)	1989	at Wake Forest
102	Mike Grayson (8)	1982	Virginia
102	Art Gore (21)	1974	at Clemson
102	Jack Kistler (9)	1952	Washington & Lee
102	Eric Tipton (23)	1938	at Syracuse
101	Ronnie Drummer (9)	2005	at Miami
101	Chris Douglas (24)	2001	at Virginia
101	Robert Baldwin (27)	1994	East Carolina
101	Randy Cuthbert (27)	1992	Maryland
101	Joel Blunk (13)	1982	at Tennessee
101	Greg Boone (16)	1981	at Wake Forest
101	Joel Arrington (19)	1959	Rice
101	Frank Ryan (23)	1967	at Virginia
101	Jule Ward (10)	1935	vs. Wash. & Lee
100	Desmond Scott (16)	2009	N.C. Central
100	Tony Benjamin (18)	1976	at Virginia
100	Bryant Aldridge (22)	1955	vs. Navy

Bowl Games

124	Steve Lach (12)	1941	Oregon State
123	George Clark (14)	1944	vs. Alabama
101	Tom Davis (27)	1944	vs. Alabama

**100-Yard Rushing Games
By Player****Bryant Aldridge (1)**

100	Navy	1955
-----	------	------

Jack Alexander (2)

112	VMI	1934
193	North Carolina	1935

Joel Arrington (2)

101	Rice	1959
122	Georgia Tech	1959

Phil Asack (2)

114	Clemson	1968
140	Georgia Tech	1968

Robert Baldwin (5)

238	Maryland	1994
101	East Carolina	1994
162	Georgia Tech	1994
117	Navy	1994
157	Wake Forest	1994

Mike Barney (3)

113	Army	1975
103	Clemson	1975
129	North Carolina	1975

Tony Benjamin (6)

144	Clemson	1973
181	Georgia Tech	1973
186	Wake Forest	1973
109	Army	1975
117	N.C. State	1975
100	Virginia	1976

Bernie Blaney (1)

107	Tennessee	1955
-----	-----------	------

Joel Blunk (2)

110	Wake Forest	1981
101	Tennessee	1982

Mike Bomgardner (1)

109	South Carolina	1974
-----	----------------	------

Greg Boone (3)

115	East Carolina	1981
101	Wake Forest	1981
105	North Carolina	1982

Roger Boone (6)

112	Northwestern	1987
118	North Carolina	1987
109	The Citadel	1988
131	N.C. State	1988
157	North Carolina	1988
201	Northwestern	1989

Art Bosetti (1)

138	South Carolina	1970
-----	----------------	------

Re'quan Boyette (1)

123	Florida State	2005
-----	---------------	------

Stanley Broadie (1)

106	Navy	1977
-----	------	------

Bob Brower (1)

124	North Carolina	1978
-----	----------------	------

Justin Boyle (2)

113	VMI	2005
113	Vanderbilt	2006

Jay Calabrese (1)

140	South Carolina	1965
-----	----------------	------

John Cappellano (1)

111	N.C. State	1969
-----	------------	------

Wray Carlton (5)

111	Virginia	1957
112	Maryland	1957
105	Rice	1957
117	North Carolina	1957
111	Baylor	1958

George Clark (3)

140	Georgia Tech	1944
166	South Carolina	1945
214	Wake Forest	1945

Billy Cox (4)

107	Navy	1948
106	Virginia Tech	1949
149	North Carolina	1949
144	Georgia Tech	1950

Randy Cuthbert (11)

147	Army	1989
161	Maryland	1989
234	Georgia Tech	1989
102	Wake Forest	1989
151	N.C. State	1989
116	North Carolina	1989
110	Vanderbilt	1992
149	Rice	1992
126	East Carolina	1992
101	Maryland	1992
107	Wake Forest	1992

Cedric Dargan (3)

114	Navy	2004
108	Virginia	2004
113	Wake Forest	2004

Larry Davis (1)

103	Navy	1966
-----	------	------

Tom Davis (4)

130	Maryland	1941
114	Maryland	1942
150	N.C. State	1942
113	Wake Forest	1944

Chris Douglas (10)

112	Rice	2001
101	Virginia	2001
169	Vanderbilt	2001
126	Virginia	2002
106	Western Carolina	2003
110	Rice	2003
125	N.C. State	2003
128	Tennessee	2003
218	Georgia Tech	2003
119	North Carolina	2003

Stanley Driskell (1)

119	East Carolina	1979
-----	---------------	------

Ronnie Drummer (1)

101	Miami	2005
-----	-------	------

Mike Dunn (6)

118	Virginia	1976
168	Georgia Tech	1976
152	N.C. State	1976
130	North Carolina	1976
122	Clemson	1977
105	N.C. State	1977

George Dutrow (1)

105	North Carolina	1956
-----	----------------	------

Herbert Field (1)

121	Virginia Tech	1951
-----	---------------	------

Fred Folger (1)

105	Maryland	1947
-----	----------	------

James Futrell (1)

123	Wake Forest	1962
-----	-------------	------

Ned Gonet (1)

110	South Carolina	1977
-----	----------------	------

Art Gore (8)

102	Clemson	1974
147	Georgia Tech	1974
107	Wake Forest	1974
171	North Carolina	1974
105	South Carolina	1976
116	Clemson	1976
107	N.C. State	1976
107	North Carolina	1976

Julius Grantham (4)

114	Maryland	1983
141	Indiana	1984
117	Wake Forest	1984
138	Vanderbilt	1986

Mike Grayson (10)

105	Georgia Tech	1980
104	Virginia Tech	1981
188	Wake Forest	1981
106	N.C. State	1981
102	Virginia	1982
173	Georgia Tech	1982
118	North Carolina	1982
118	Virginia	1983
152	Wake Forest	1983
106	North Carolina	1983

Elmore Hackney (2)

108	Clemson	1935
123	Tennessee	1935

B.J. Hill (3)

121	Western Carolina	1998
124	Maryland	1998
107	N.C. State	1999

Ernie Jackson (1)

181	Navy	1971
-----	------	------

Mark Johnson (1)

114	Maryland	1972
-----	----------	------

John Johnston (1)

123	West Virginia	1971
-----	---------------	------

Steve Jones (13)

104	Florida	1970
112	Virginia	1970
171	Clemson	1970
204	Florida	1971
125	South Carolina	1971
140	Virginia	1971
123	Georgia Tech	1971
123	Stanford	1972
188	Virginia	1972
108	N.C. State	1972
148	Navy	1972
149	Georgia Tech	1972
201	Wake Forest	1972

Jack Kistler (3)

111	Wake Forest	1951
102	Washington & Lee	1952
123	SMU	1952

Steve Lach (1)

127	Davidson	1940
-----	----------	------

Cliff Lewis (1)

116	Richmond	1944
-----	----------	------

Leo Long (1)

115	Colgate	1941
-----	---------	------

David Lowman (1)

106	Rutgers	1993
-----	---------	------

Buddy Luper (2)

109	N.C. State	1943
146	North Carolina	1943

Larry Martinez (2)

199	South Carolina	1974
129	N.C. State	1975

Laymarr Marshall (2)

115	Maryland	1995
116	Navy	1996

George McAfee (2)

174	Wake Forest	1937
125	Syracuse	1939

Jim Miller (1)

110	N.C. State	1943
-----	------------	------

Stanley Monk (2)

104	N.C. State	1985
130	Rutgers	1987

Buddy Mulligan (1)

125	Richmond	1943
-----	----------	------

Sonny Odom (1)

113	N.C. State	1964
-----	------------	------

Robert O'Mara (2)

180	Virginia Tech	1938
109	Syracuse	1938

Bob Pascal (1)

157	Wake Forest	1955
-----	-------------	------

Ace Parker (3)

140	Wake Forest	1935
142	North Carolina	1935
154	Wake Forest	1936

Greg Rhett (4)

109	Wake Forest	1977
154	Georgia Tech	1978
123	South Carolina	1978
114	Virginia	1978

Frank Ryan (2)

101	Virginia	1967
149	Clemson	1967

Desmond Scott (1)

100	N.C. Central	2009
-----	--------------	------

Charlie Smith (3)

104	South Carolina	1951
109	Pittsburgh	1951
124	Virginia Tech	1951

Red Smith (2)

125	North Carolina	1952
123	Army	1953

Moffat Storer (1)

112	Colgate	1940
-----	---------	------

Frank Swiger (1)

121	Georgia Tech	1940
-----	--------------	------

Bill Thompson (1)

125	N.C. State	1971
-----	------------	------

Eric Tipton (5)

110	Virginia Tech	1937
106	Davidson	1937
119	Washington & Lee	1937
149	Davidson	1938
102	Syracuse	1938

Alex Wade (6)

109	East Carolina	2002
134	Northwestern	2002
114	Florida State	2002
123	Navy	2002
165	Wake Forest	2002
138	North Carolina	2002

Jule Ward (1)

101	Washington & Lee	1935
-----	------------------	------

Jay Wilkinson (1)

115	Clemson	1963
-----	---------	------

Letavious Wilks (2)

1

**100-Yard Rushing Games
By Opponent**

1.	Wake Forest	24
2.	North Carolina	20
3.	N.C. State	18
4.	Georgia Tech	17
5.	Virginia	13
6.	Navy	10
	South Carolina	10
8.	Virginia Tech	6
9.	East Carolina	5
	Rice	5
11.	Army	4
	Tennessee	4
	Vanderbilt	4
14.	Davidson	3
	Northwestern	3
	Washington & Lee	3
17.	Alabama	2
	Colgate	2
	Florida	2
	Florida State	2
	Richmond	2
	Rutgers	2
	VMI	2
	Western Carolina	2
25.	Baylor	1
	Indiana	1
	Miami	1
	N.C. Central	1
	Oregon State	1
	Pittsburgh	1
	SMU	1
	The Citadel	1
	West Virginia	1

Alabama (2)

123	George Clark	1944
101	Tom Davis	1944

Army (4)

123	Red Smith	1953
113	Mike Barney	1975
109	Tony Benjamin	1975
147	Randy Cuthbert	1989

Baylor (1)

111	Wray Carlton	1958
-----	--------------	------

Clemson (11)

108	Elmore Hackney	1935
115	Jay Wilkinson	1963
149	Frank Ryan	1967
114	Phil Asack	1968
104	Bob Zwirko	1969
171	Steve Jones	1970
144	Tony Benjamin	1973
102	Art Gore	1974
103	Mike Barney	1975
116	Art Gore	1976
122	Mike Dunn	1977

Colgate (2)

112	Moffat Storer	1940
115	Leo Long	1941

Davidson (3)

106	Eric Tipton	1937
149	Eric Tipton	1938
127	Steve Lach	1940

East Carolina (5)

119	Stanley Driskell	1979
115	Greg Boone	1981
126	Randy Cuthbert	1992
101	Robert Baldwin	1994
109	Alex Wade	2002

Florida (2)

104	Steve Jones	1970
204	Steve Jones	1971

Florida State (2)

114	Alex Wade	2002
123	Re'quan Boyette	2005

Georgia Tech (17)

121	Frank Swiger	1940
140	George Clark	1944
144	Billy Cox	1950
122	Joel Arrington	1959
140	Phil Asack	1968
103	Bob Zeirko	1969
123	Steve Jones	1971
149	Steve Jones	1972
181	Tony Benjamin	1973
147	Art Gore	1974
168	Mike Dunn	1976
154	Greg Rhett	1978
105	Mike Grayson	1980
173	Mike Grayson	1982
234	Randy Cuthbert	1989
162	Robert Baldwin	1994
218	Chris Douglas	2003

Indiana (1)

141	Julius Grantham	1984
-----	-----------------	------

Maryland (12)

130	Tom Davis	1941
114	Tom Davis	1942
105	Fred Folger	1947
112	Wray Carlton	1957
114	Mark Johnson	1972
114	Julius Grantham	1983
161	Randy Cuthbert	1989
101	Randy Cuthbert	1992
238	Robert Baldwin	1994
115	Laymarr Marshall	1995
137	Letavious Wilks	1996
124	B.J. Hill	1998

Miami (1)

101	Ronnie Drummer	2005
-----	----------------	------

Navy (10)

107	Billy Cox	1948
100	Bryant Aldridge	1955
103	Larry Davis	1966
181	Ernie Jackson	1971
148	Steve Jones	1972
106	Stanley Broadie	1977
117	Robert Baldwin	1994
116	Laymarr Marshall	1996
123	Alex Wade	2002
114	Cedric Dargan	2004

North Carolina (20)

193	Jack Alexander	1935
142	Ace Parker	1935
146	Buddy Luper	1943
149	Billy Cox	1949
125	Red Smith	1952
105	George Dutrow	1956
117	Wray Carlton	1957
171	Art Gore	1974
129	Mike Barney	1975
107	Art Gore	1976
130	Mike Dunn	1976
124	Bob Brower	1978
118	Mike Grayson	1982
105	Greg Boone	1982
106	Mike Grayson	1983
118	Roger Boone	1987
157	Roger Boone	1988
116	Randy Cuthbert	1989
138	Alex Wade	2002
119	Chris Douglas	2003

N.C. Central (1)

100	Desmond Scott	2009
-----	---------------	------

N.C. State (18)

150	Tom Davis	1942
110	Jim Miller	1943
109	Buddy Luper	1943
113	Sonny Odom	1964
111	John Cappellano	1969
125	Bill Thompson	1971
108	Steve Jones	1972
117	Tony Benjamin	1975
129	Larry Martinez	1975
152	Mike Dunn	1976
107	Art Gore	1976
105	Mike Dunn	1977
106	Mike Grayson	1981
104	Stanley Monk	1985
131	Roger Boone	1988
151	Randy Cuthbert	1989
107	B.J. Hill	1999
125	Chris Douglas	2003

Northwestern (3)

112	Roger Boone	1987
201	Roger Boone	1989
134	Alex Wade	2002

Oregon State (1)

124	Steve Lach	1941
-----	------------	------

Pittsburgh (1)

109	Charlie Smith	1951
-----	---------------	------

Rice (5)

105	Wray Carlton	1957
101	Joel Arrington	1959
149	Randy Cuthbert	1992
112	Chris Douglas	2001
110	Chris Douglas	2003

Richmond (2)

125	Buddy Mulligan	1943
116	Cliff Lewis	1944

Rutgers (2)

130	Stanley Monk	1987
106	David Lowman	1993

SMU (1)

123	Jack Kistler	1952
-----	--------------	------

South Carolina (10)

166	George Clark	1945
104	Charlie Smith	1951
140	Jay Calabrese	1965
138	Art Bosetti	1970
125	Steve Jones	1971
199	Larry Martinez	1974
109	Mike Bomgardner	1974
105	Art Gore	1976
110	Ned Gonet	1977
123	Greg Rhett	1978

Stanford (1)

123	Steve Jones	1972
-----	-------------	------

Syracuse (3)

109	Robert O'Mara	1938
102	Eric Tipton	1938
125	George McAfee	1939

Tennessee (4)

123	Elmore Hackney	1935
107	Bernie Blaney	1955
101	Joel Blunk	1982
128	Chris Douglas	2003

The Citadel (1)

109	Roger Boone	1988
-----	-------------	------

Vanderbilt (4)

138	Julius Grantham	1986
110	Randy Cuthbert	1992
169	Chris Douglas	2001
113	Justin Boyle	2006

Virginia (13)

111	Wray Carlton	1957
101	Frank Ryan	1967
112	Steve Jones	1970
140	Steve Jones	1971
188	Steve Jones	1972
100	Tony Benjamin	1976
118	Mike Dunn	1976
114	Greg Rhett	1978
102	Mike Grayson	1982
118	Mike Grayson	1983
101	Chris Douglas	2001
126	Chris Douglas	2002
108	Cedric Dargan	2004

Virginia Tech (6)

180	Robert O'Mara	1938
110	Eric Tipton	1937
106	Billy Cox	1949
124	Charlie Smith	1951
121	Herbert Field	1951
104	Mike Grayson	1981

VMI (2)

112	Jack Alexander	1934
113	Justin Boyle	2005

Wake Forest (24)

140	Ace Parker	1935
154	Ace Parker	1936
113	Tom Davis	1944
111	Jack Kistler	1951
174	George McAfee	1937
214	George Clark	1945
157	Bob Pacal	1955
123	James Futrell	1962
143	Bob Zwirko	1969
201	Steve Jones	1972
186	Tony Benjamin	1973
107	Art Gore	1974
109	Greg Rhett	1977
188	Mike Grayson	1981
110	Joel Blunk	1981
101	Greg Boone	1981
152	Mike Grayson	1983
117	Julius Grantham	1984
102	Randy Cuthbert	1989
107	Randy Cuthbert	1992
157	Robert Baldwin	1994
128	Letavious Wilks	1999
165	Alex Wade	2002
113	Cedric Dargan	2004

Washington & Lee (3)

101	Jule Ward	1935
119	Eric Tipton	1937
102	Jack Kistler	1952

Western Carolina (2)

121	B.J. Hill	1998
106	Chris Douglas	2003

West Virginia (1)

123	John Johnston	1971
-----	---------------	------

1,000-YARD RUSHERS

1. Chris Douglas

Year	Att.	Yards	Avg.	TD
2000	110	503	4.6	6
2001	218	841	3.9	7
2002	131	640	4.9	2
2003	236	1,138	4.8	6
Totals	695	3,122	4.5	21

2. Steve Jones

Year	Att.	Yards	Avg.	TD
1970	203	854	4.3	8
1971	193	861	4.5	6
1972	287	1,236	4.3	6
Total	683	2,951	4.3	20

3. Randy Cuthbert

Year	Att.	Yards	Avg.	TD
1988	8	63	7.9	0
1989	187	1,042	5.5	10
1990	136	595	4.4	4
1991	19	59	3.1	0
1992	227	1,031	4.5	6
Totals	577	2,790	4.8	20

4. Mike Grayson

Year	Att.	Yards	Avg.	TD
1980	78	219	2.8	3
1981	179	744	4.2	1
1982	136	693	5.1	5
1983	181	785	4.3	8
Totals	574	2,441	4.3	17

5. Tony Benjamin

Year	Att.	Yards	Avg.	TD
1973	114	572	5.0	1
1974	107	381	3.6	5
1975	136	674	5.0	6
1976	156	624	4.0	3
Totals	513	2,251	4.4	15

6. Julius Grantham

Year	Att.	Yards	Avg.	TD
1982	16	60	3.8	1
1983	101	556	5.5	5
1984	110	395	3.6	1
1985	90	301	3.3	3
1986	158	677	4.4	1
Totals	475	1,989	4.2	11

7. Mike Dunn

Year	Att.	Yards	Avg.	TD
1975	103	413	4.0	2
1976	176	757	4.3	12
1977	161	576	3.6	7
1978	125	193	1.5	1
Totals	565	1,939	3.4	22

8. Roger Boone

Year	Att.	Yards	Avg.	TD
1986	0	0	—	0
1987	137	550	4.0	4
1988	185	836	4.5	7
1989	93	514	5.5	4
Totals	415	1,900	4.6	15

9. Ace Parker

Year	Att.	Yards	Avg.	TD
1934	86	325	3.8	3
1935	119	884	7.4	10
1936	111	647	5.8	8
Total	316	1,856	5.9	21

10. Robert Baldwin

Year	Att.	Yards	Avg.	TD
1991	2	17	8.5	0
1992	73	312	4.3	7
1993	70	332	4.7	1
1994	276	1,187	4.3	12
Total	421	1,848	4.4	20

11. Jay Calabrese

Year	Att.	Yards	Avg.	TD
1965	154	658	4.3	9
1966	175	580	3.3	10
1967	136	563	4.1	5
Total	465	1,801	3.9	24

12. Tom Davis

Year	Att.	Yards	Avg.	TD
1941	108	569	5.3	7
1942	136	417	3.1	9
1943	81	328	4.1	4
1944	137	461	3.4	8
Total	462	1,775	3.8	28

13. Wray Carlton

Year	Att.	Yards	Avg.	TD
1956	59	305	5.1	3
1957	158	833	5.3	8
1958	164	636	3.9	6
Total	381	1,774	4.7	17

14. Eric Tipton

Year	Att.	Yards	Avg.	TD
1936	112	415	3.7	6
1937	125	594	4.8	7
1938	129	577	4.5	4
Total	366	1,586	4.3	17

15. Letavious Wilks

Year	Att.	Yards	Avg.	TD
1996	116	554	4.8	2
1997	79	305	3.9	1
1998	109	362	3.3	6
1999	95	334	3.5	3
Total	399	1,555	3.9	12

16. Alex Wade

Year	Att.	Yards	Avg.	TD
2000	20	66	3.3	1
2001	64	249	3.9	4
2002	201	979	4.9	4
2003	58	252	4.3	2
Total	343	1,546	4.5	11

17. Art Gore

Year	Att.	Yards	Avg.	TD
1973	3	9	3.0	0
1974	125	627	5.0	4
1975	35	152	4.3	2
1976	152	742	4.9	7
Total	315	1,530	4.9	13

18. Bob Pascal

Year	Att.	Yards	Avg.	TD
1953	44	212	4.8	2
1954	107	561	5.2	9
1955	156	750	4.8	8
Total	307	1,523	5.0	19

19. Laymarr Marshall

Year	Att.	Yards	Avg.	TD
1994	6	16	2.7	0
1995	188	708	3.8	13
1996	115	390	3.4	3
1997	70	359	5.1	3
Total	379	1,473	3.9	19

20. Red Smith

Year	Att.	Yards	Avg.	TD
1951	99	442	4.5	5
1952	79	414	5.2	5
1953	65	372	5.7	6
Total	243	1,471	6.1	16

21. Greg Boone

Year	Att.	Yards	Avg.	TD
1979	34	159	4.6	1
1980	94	340	3.6	1
1981	80	502	6.3	2
1982	78	434	5.6	2
Total	286	1,435	5.0	6

22. Elmore Hackney

Year	Att.	Yards	Avg.	TD
1935	70	521	7.4	6
1936	77	348	4.5	5
1937	85	490	5.8	9
Total	232	1,359	5.9	20

23. Robert O'Mara

Year	Att.	Yards	Avg.	TD
1936	69	303	4.4	3
1937	102	350	3.4	7
1938	162	703	4.3	5
Total	333	1,356	4.1	15

24. Mike Barney

Year	Att.	Yards	Avg.	TD
1974	35	166	4.7	1
1975	99	487	4.9	2
1976	71	373	5.3	3
1977	82	294	3.6	1
Total	287	1,320	4.6	7

25. Justin Boyle

Year	Att.	Yards	Avg.	TD
2004	50	241	4.8	2
2005	134	458	3.4	9
2006	91	358	3.9	5
2007	75	226	3.0	1
Total	350	1,283	3.7	17

26. George Clark

Year	Att.	Yards	Avg.	TD
1944	89	528	5.9	6
1945	64	530	8.3	7
1946	114	190	1.7	3
1947	38	31	0.8	3
Total	305	1,279	4.2	19

27. Billy Cox

Year	Att.	Yards	Avg.	TD
1948	57	199	3.5	2
1949	154	489	3.2	10
1950	191	567	2.9	3
Total	402	1,255	3.1	15

28. Mark Leggett

Year	Att.	Yards	Avg.	TD
1960	92	444	4.8	3
1961	86	318	3.7	1
1962	114	478	4.2	4
Total	292	1,240	4.3	8

29. Re'quan Boyette

Year	Att.	Yards	Avg.	TD
2005	60	252	4.2	1
2006	87	388	4.5	2
2007	104	432	4.2	2
2008	— Did Not Play —			
2009	63	130	2.1	0
Total	314	1,202	3.8	5

30. Stanley Monk

Year	Att.	Yards	Avg.	TD
1984	64	166	2.6	0
1985	102	431	4.2	3
1986	26	165	6.3	0
1987	102	387	3.8	5
Total	294	1,149	3.9	8

31. Duane Epperson

Year	Att.	Yards	Avg.	TD
1997	51	217	4.3	0
1998	44	185	4.2	2
1999	107	324	3.0	2
2000	111	400	3.6	0
Total	313	1,126	3.6	4

32. Greg Rhett

Year	Att.	Yards	Avg.	TD
1976	2	2	1.0	0
1977	67	292	4.4	1
1978	85	412	4.8	5
1979	121	412	3.4	2
Total	275	1,118	4.1	8

33. Jack Alexander

Year	Att.	Yards	Avg.	TD
1933	59	257	4.4	5
1934	112	429	3.8	6
1935	61	424	7.0	5
Total	232	1,110	4.8	16

34. Jack Kistler

Year	Att.	Yards	Avg.	TD
1951	119	485	4.1	2
1952	72	390	5.4	2
1953	64	222	3.5	3
Total	255	1,097	4.3	7

35. Mike Bomgardner

Year	Att.	Yards	Avg.	TD
1972	67	296	4.5	2
1973	108	419	3.9	2
1974	83	345	4.2	2
Total	258	1,060	4.1	6

36. B.J. Hill

Year	Att.	Yards	Avg.	TD
1998	192	798	4.2	2
1999	66	237	3.6	2
2000	— DNP —			
2001	0	0	—	0
Total	258	1,035	4.0	4

37. Mike Curtis

Year	Att.	Yards	Avg.	TD
1962	100	368	3.7	8
1963	57	169	3.0	3
1964	121	497	4.1	4
Total	278	1,034	3.7	15

38. Buddy Luper

Year	Att.	Yards	Avg.	TD
1942	101	454	4.5	1
1943	76	520	6.8	5
1944	— DNP —			
1945	— DNP —			
1946	38	30	0.8	1
Total	215	1,004	4.7	7

RECEIVING RECORDS

Most Pass Receptions, Game

1.	Corey Thomas	16 vs. Georgia Tech, 1987
2.	Roger Boone	15 vs. Vanderbilt, 1988
3.	Jon Jensen	14 vs. North Carolina, 1994
4.	Corey Thomas	13 vs. Virginia, 1995
	Roger Boone	13 vs. Wake Forest, 1988
	Mark Militello	13 vs. Georgia Tech, 1983
	Mark Militello	13 vs. Clemson, 1983
	Wes Chesson	13 vs. Clemson, 1970
	Henley Carter	13 vs. Clemson, 1968
10.	Ceep Youmans	12 vs. N.C. State, 1950
	Mike Grayson	12 vs. South Carolina, 1983
	Roger Boone	12 vs. Georgia Tech, 1987
	Scottie Montgomery	12 vs. Vanderbilt, 1998
14.	Dave Dunaway	11 vs. Maryland, 1966
	Wes Chesson	11 vs. Virginia, 1968
	Chris Castor	11 vs. Wake Forest, 1982
	Clarkston Hines	11 vs. N.C. State, 1987
	Roger Boone	11 vs. North Carolina, 1988
	Aaron Shaw	11 vs. Maryland, 1991
	Bill Khayat	11 vs. Wisconsin, 1994
	Johnny Williams	11 vs. Northwestern, 2008
	Donovan Varner	11 vs. Wake Forest, 2009
23.	Marcel Courtillet	10 vs. Georgia Tech, 1968
	Wes Chesson	10 vs. South Carolina, 1970
	Doug Green	10 vs. North Carolina, 1985
	Bill Khayat	10 vs. Clemson, 1994
	Mark Wilson	10 vs. Virginia, 1995
	Mike Hart	10 vs. N.C. State, 2001
	Ben Patrick	10 vs. Clemson, 2005
	Jomar Wright	10 vs. Miami, 2006
	Donovan Varner	10 vs. North Carolina, 2008
	Conner Vernon	10 vs. N.C. State, 2009

Most Pass Receptions, Season

1.	Wes Chesson	1970	74
2.	Roger Boone	1988	73
3.	Clarkston Hines	1988	68
4.	Mike Grayson	1983	66
5.	Henley Carter	1968	65
	Donovan Varner	2009	65
7.	Mark Militello	1983	63
8.	Roger Boone	1987	62
9.	Clarkston Hines	1989	61
	Eron Riley	2008	61
11.	Scottie Montgomery	1998	60
12.	Clarkston Hines	1987	57
13.	Jomar Wright	2007	56
14.	Conner Vernon	2009	55
15.	Tee Moorman	1960	54
	Austin Kelly	2009	54
17.	Mark Militello	1982	52
18.	Doug Green	1985	51
	Scottie Montgomery	1997	51
	Scottie Montgomery	1999	51
21.	Randy Cuthbert	1989	50
22.	Bill Khayat	1994	49
23.	Stan Crisson	1963	48
	Richmond Flowers	1998	48
25.	Scott Russell	1983	47
26.	Chris Castor	1983	46
	Doug Green	1986	46
	Randy Cuthbert	1990	46
29.	Marcel Courtillet	1969	45
	Jon Jensen	1994	45
	Corey Thomas	1995	45
	Corey Thomas	1997	45

Most Pass Receptions, Career

1.	Clarkston Hines	1986-89	189
2.	Scottie Montgomery	1996-99	171
3.	Roger Boone	1986-89	168
4.	Corey Thomas	1994-97	165
5.	Wes Chesson	1968-70	164
6.	Randy Cuthbert	1988-92	147
7.	Eron Riley	2005-08	144
8.	Doug Green	1983-87	142
9.	Mike Grayson	1980-83	141
10.	Mark Militello	1980-83	122
	Jomar Wright	2004-07	122
12.	Walter Jones	1988-91	119
13.	Cedric Jones	1978-81	99
14.	Stan Crisson	1961-63	98
15.	Ben Erdeljac	1997-01	97
16.	Stanley Dorsey	1990-93	96
17.	Bill Khayat	1992-95	93
	Richmond Flowers	1997-99	93
19.	Ron Frederick	1979-81	92
	Dave Colonna	1986-89	92
	Brad Breedlove	1990-93	92
22.	Henley Carter	1966-68	91
23.	Robert Baldwin	1991-94	89
	Chris Douglas	2000-03	89
25.	Jason Cooper	1984-87	87
26.	Mike Hart	1998-01	86
	Donovan Varner	2008-present	86
28.	Julius Grantham	1983-86	84
29.	Tom Hall	1975-77	83
30.	Troy Slade	1973-75	82
	Austin Kelly	2007-present	82
32.	Ben Patrick	2003-05	79
33.	Jeff Hodrick	1994-97	78
34.	Chuck Drulis	1963-65	76
	Jon Jensen	1992-94	76
	Khary Sharpe	2001-03	76
37.	Dave Dunaway	1964-66	75
	Reggie Love	2000-03	75
39.	Scott Russell	1981-84	74
40.	Chris Castor	1979-82	73
41.	Raphael Chestnut	2005-08	72
42.	Tee Moorman	1958-60	71
	Marcel Courtillet	1967-69	71
	Chris Brown	1988-91	71

Most Receiving Yards, Game

1.	Chris Castor	283 vs. Wake Forest, 1982
2.	Corey Thomas	276 vs. Georgia Tech, 1997
3.	Clarkston Hines	251 vs. Wake Forest, 1989
4.	Scottie Montgomery	243 vs. Vanderbilt, 1998
5.	Eron Riley	235 vs. Navy, 2007
6.	Henley Carter	209 vs. Clemson, 1968
7.	Clarkston Hines	192 vs. N.C. State, 1987
8.	Wes Chesson	189 vs. South Carolina, 1970
9.	Cedric Jones	183 vs. Maryland, 1981
10.	Tom Powers	180 vs. Richmond, 1950
11.	Wes Chesson	176 vs. Virginia, 1968
	Jomar Wright	176 vs. Miami, 2006
13.	Jon Jensen	174 vs. North Carolina, 1994
	Donovan Varner	174 vs. Wake Forest, 2009
15.	Richmond Flowers	173 vs. Maryland, 1999
16.	Scottie Montgomery	172 vs. Virginia, 1999
17.	Roger Boone	169 vs. Georgia Tech, 1987
18.	Cedric Jones	167 vs. Virginia, 1981
19.	Marcel Courtillet	166 vs. Michigan, 1968
20.	Mike Hart	165 vs. N.C. State, 2001

Most Receiving Yards, Season

1.	Clarkston Hines	1989	1,149
2.	Clarkston Hines	1987	1,093
3.	Wes Chesson	1970	1,080
4.	Clarkston Hines	1988	1,067
5.	Donovan Varner	2009	1,047
6.	Chris Castor	1982	952
7.	Henley Carter	1968	892
8.	Cedric Jones	1981	832
9.	Eron Riley	2007	830
10.	Scottie Montgomery	1999	819
11.	Doug Green	1985	804
12.	Wes Chesson	1968	794
13.	Scottie Montgomery	1998	793
14.	Conner Vernon	2009	746
15.	Mark Militello	1982	725
16.	Corey Thomas	1997	707
17.	Richmond Flowers	1998	704
18.	Eron Riley	2008	693
19.	Ben Erdeljac	2001	684
20.	Mark Militello	1983	682
21.	Stanley Dorsey	1993	678
22.	Troy Slade	1975	654
23.	Richmond Flowers	1999	649
24.	Eron Riley	2006	643
25.	Scottie Montgomery	1997	633

Most Receiving Yards, Career

1.	Clarkston Hines	1986-89	3,318
2.	Eron Riley	2005-08	2,413
3.	Wes Chesson	1968-70	2,399
4.	Scottie Montgomery	1996-99	2,378
5.	Corey Thomas	1994-97	2,297
6.	Doug Green	1983-87	2,082
7.	Walter Jones	1988-91	1,968
8.	Cedric Jones	1978-81	1,732
9.	Jomar Wright	2004-07	1,638
10.	Stanley Dorsey	1990-93	1,507
11.	Brad Breedlove	1990-93	1,500
12.	Mark Militello	1980-83	1,493
13.	Roger Boone	1986-89	1,444
14.	Richmond Flowers	1997-99	1,415
15.	Chris Castor	1979-82	1,384
16.	Ron Frederick	1979-81	1,373
17.	Mike Hart	1998-01	1,370
18.	Troy Slade	1973-75	1,334
19.	Ben Erdeljac	1997-01	1,304
20.	Dave Colonna	1986-89	1,295

Highest Yards Per Reception, Game (4 rec.)

1.	Tom Powers (4-180)	45.0 vs. Richmond, 1950
2.	Clarkston Hines (6-251)	41.83 vs. W. Forest, 1989
3.	Eron Riley (6-235)	39.17 vs. Navy, 2007
4.	Dave Dunaway (4-156)	39.00 vs. Rice, 1965
5.	Chuck Herring (4-146)	36.50 vs. Clemson, 1984
6.	Cedric Jones (5-167)	33.40 vs. Virginia, 1981
7.	Eron Riley (4-130)	32.50 vs. Clemson, 2005
8.	Brad Breedlove (5-160)	32.00 vs. Clemson, 1991
	Conner Vernon (4-128)	32.00 vs. Va. Tech, 2009
10.	Walter Jones (5-159)	31.80 vs. Rutgers, 1991
11.	Clarkston Hines (4-123)	30.75 vs. Vanderbilt, 1987
12.	Cedric Jones (6-183)	30.50 vs. Maryland, 1981
13.	Wes Chesson (5-150)	30.00 vs. N. Carolina, 1970

Highest Yards Per Reception, Season (25 rec.)

1.	Eron Riley (40-830)	2007	20.75
2.	Chris Castor (46-952)	1982	20.70
3.	Eron Riley (32-643)	2006	20.09
4.	Cedric Jones (42-832)	1981	19.81
5.	Clarkston Hines (57-1,093)	1987	19.18
6.	Clarkston Hines (61-1,149)	1989	18.84
7.	Mike Hart (31-540)	2000	17.42
8.	Chuck Herring (37-627)	1984	16.95
9.	Wes Chesson (47-794)	1968	16.89
10.	Walter Jones (31-518)	1991	16.71
11.	Brad Breedlove (35-524)	1992	16.52
12.	Ben Erdeljac (42-684)	2001	16.29
13.	Donovan Varner (65-1,047)	2009	16.11
14.	Walter Jones (36-578)	1988	16.06
15.	Mike Hart (30-476)	2001	15.87
16.	Troy Slade (31-489)	1974	15.774
17.	Walter Jones (33-520)	1989	15.768
18.	Doug Green (51-804)	1985	15.765
19.	Corey Thomas (45-707)	1997	15.711
20.	Clarkston Hines (68-1,067)	1988	15.69

Highest Yards Per Reception, Career (70 rec.)

1.	Chris Castor (73-1,384)	1979-82	18.96
2.	Clarkston Hines (189-3,318)	1986-89	17.56
3.	Cedric Jones (99-1,732)	1978-81	17.49
4.	Eron Riley (144-2,413)	2005-08	16.77
5.	Walter Jones (119-1,968)	1988-91	16.54
6.	Brad Breedlove (92-1,500)	1990-93	16.30
7.	Troy Slade (82-1,334)	1973-75	16.27
8.	Mike Hart (86-1,370)	1998-01	15.93
9.	Stanley Dorsey (96-1,507)	1990-93	15.70
10.	Dave Dunaway (75-1,145)	1964-66	15.27
11.	Richmond Flowers (93-1,415)	1997-99	15.22
12.	Ron Frederick (92-1,373)	1979-81	14.92
13.	Doug Green (142-2,082)	1983-87	14.66
14.	Wes Chesson (164-2,399)	1968-70	14.63
15.	Jon Jensen (76-1,080)	1992-94	14.21
16.	Donovan Varner (86-1,211)	2008-09	14.0813
17.	Dave Colonna (92-1,295)	1986-89	14.0761
18.	Henley Carter (91-1,267)	1966-68	13.923
19.	Corey Thomas (165-2,297)	1994-97	13.921
20.	Scottie Montgomery (171-2,379)	1996-99	13.91
21.	Ben Erdeljac (97-1,304)	1997-01	13.44
22.	Jomar Wright (122-1,638)	2004-07	13.43
23.	Tom Hall (83-1,099)	1975-77	13.24
24.	Khary Sharpe (76-965)	2001-03	12.70
25.	Marcel Courtillet (71-877)	1967-69	12.35

100-Yard Receiving Games, Season

1.	Clarkston Hines	1987	6
	Clarkston Hines	1988	6
3.	Wes Chesson	1970	5
	Clarkston Hines	1989	5
	Donovan Varner	2009	5
6.	Wes Chesson	1968	4
7.	Chris Castor	1982	3
	Mark Militello	1983	3
	Stanley Dorsey	1993	3
	Richmond Flowers	1998	3
	Conner Vernon	2009	3

100-Yard Receiving Games, Career

1.	Clarkston Hines	1986-89	17
2.	Wes Chesson	1968-70	9
3.	Doug Green	1983-87	6
	Eron Riley	2005-08	6
5.	Mark Militello	1981-83	5
	Richmond Flowers	1997-99	5
	Donovan Varner	2008-09	5
8.	Cedric Jones	1978-81	4
	Stanley Dorsey	1990-93	4
	Scottie Montgomery	1996-99	4

Two Players, 100+ Receiving Yards, Game

1.	Wake Forest, 1980
	Ron Frederick (6-135) & Cedric Jones (7-104)
2.	North Carolina, 1983
	Scott Russell (7-102) & Doug Green (5-101)
3.	Vanderbilt, 1987
	Clarkston Hines (4-123) & Doug Green (6-100)
4.	N.C. State, 1987
	Clarkston Hines (11-192) & Dave Colonna (6-101)
5.	The Citadel, 1988
	Walter Jones (7-139) & Clarkston Hines (3-108)
6.	North Carolina, 1988
	Roger Boone (11-138) & Clarkston Hines (8-104)
7.	North Carolina, 1993
	Jon Jensen (3-107) & Stanley Dorsey (7-104)
8.	North Carolina, 1994
	Jon Jensen (14-174) & Bill Khayat (8-104)
9.	Virginia, 1995
	Marc Wilson (10-156) & Corey Thomas (13-132)
10.	Maryland, 1999
	Richmond Flowers (8-173) & S. Montgomery (9-121)
11.	Clemson, 2005
	Eron Riley (4-130) & Ben Patrick (10-100)
12.	Maryland, 2009
	Donovan Varner (8-120) & Conner Vernon (5-102)
13.	Virginia, 2009
	Donovan Varner (7-113) & Conner Vernon (7-103)

Most Touchdown Receptions, Game

1.	Corey Thomas	4 vs. Georgia Tech, 1997
	Eron Riley	4 vs. Navy, 2007
3.	Stan Crisson	3 vs. Clemson, 1963
	Dave Dunaway	3 vs. Rice, 1965
	Chris Castor	3 vs. Wake Forest, 1982
	Doug Green	3 vs. North Carolina, 1985
	Clarkston Hines	3 vs. Georgia Tech, 1987
	Clarkston Hines	3 vs. N.C. State, 1987
	Clarkston Hines	3 vs. Tennessee, 1988
	Clarkston Hines	3 vs. Army, 1989
	Clarkston Hines	3 vs. Wake Forest, 1989
	Clarkston Hines	3 vs. North Carolina, 1989
	Eron Riley	3 vs. Navy, 2008

Most Touchdown Receptions, Season

1.	Clarkston Hines	1989	17
2.	Chris Castor	1982	13
3.	Clarkston Hines	1987	11
4.	Cedric Jones	1981	10
	Clarkston Hines	1988	10
6.	Eron Riley	2007	9
7.	Doug Green	1985	8
	Corey Thomas	1994	8
	Eron Riley	2008	8
	Donovan Varner	2009	8
11.	Stan Crisson	1963	7
	Keith Ewell	1988	7
	Corey Thomas	1997	7

Most Touchdown Receptions, Career

1.	Clarkston Hines	1986-89	38
2.	Corey Thomas	1994-97	25
3.	Eron Riley	2005-08	22
4.	Cedric Jones	1978-81	21
5.	Chris Castor	1978-82	17
	Walter Jones	1988-91	17
7.	Doug Green	1983-87	16
8.	Stanley Dorsey	1990-93	13
	Scottie Montgomery	1996-99	13
10.	Stan Crisson	1961-63	10
	Wes Chesson	1968-70	10

Two Players, 700+ Receiving Yards

1.	Henley Carter (892) & Wes Chesson (794)	1968
2.	Chris Castor (952) & Mark Militello (725)	1982
3.	Scottie Montgomery (793) & Richmond Flowers (704)	1998
4.	Donovan Varner (1,047) & Conner Vernon (746)	2009

Two Players, 600+ Receiving Yards

1.	Henley Carter (892) & Wes Chesson (794)	1968
2.	Chris Castor (952) & Mark Militello (725)	1982
3.	Clarkston Hines (1,067) & Roger Boone (630)	1988
4.	Corey Thomas (707) & Scottie Montgomery (633)	1997
5.	Scottie Montgomery (793) & Richmond Flowers (704)	1998
6.	Scottie Montgomery (819) & Richmond Flowers (649)	1999

Three Players, 600+ Receiving Yards

1.	Donovan Varner (1,047), Conner Vernon (746) & Austin Kelly (625)	2009
----	--	------

Three Players, 500+ Receiving Yards

1.	Bill Khayat (562), Corey Thomas (558) & Jon Jensen (526)	1994
----	--	------

Four Players, 500+ Receiving Yards

1.	Clarkston Hines (1,067), Roger Boone (630), Walter Jones (578) & Dave Colonna (524)	1988
----	---	------

Two Players, 5+ Receiving TDs

1.	Clarkston Hines (10) & Keith Ewell (7)	1988
2.	Scottie Montgomery (5) & Richmond Flowers (5)	1999
3.	Eron Riley (9) & Jomar Wright (5)	2007

Most Pass Receptions By A WR, Game

1.	Corey Thomas	16 vs. Georgia Tech, 1997
2.	Jon Jensen	14 vs. North Carolina, 1994
3.	Wes Chesson	13 vs. Clemson, 1970
	Mark Militello	13 vs. Clemson, 1983
	Mark Militello	13 vs. Georgia Tech, 1983
	Corey Thomas	13 vs. Virginia, 1995

Most Pass Receptions By A WR, Season

1.	Wes Chesson	1970	74
2.	Clarkston Hines	1988	68
3.	Donovan Varner	2009	65
4.	Mark Militello	1983	63
5.	Clarkston Hines	1989	61
	Eron Riley	2008	61
7.	Scottie Montgomery	1998	60
8.	Clarkston Hines	1987	57
9.	Jomar Wright	2007	56
10.	Conner Vernon	2009	55
11.	Austin Kelly	2009	54
12.	Mark Militello	1982	52
13.	Doug Green	1985	51
	Scottie Montgomery	1997	51
	Scottie Montgomery	1997	51

Most Pass Receptions By A WR, Career

1.	Clarkston Hines	1986-89	189
2.	Scottie Montgomery	1996-99	171
3.	Corey Thomas	1994-97	165
4.	Wes Chesson	1968-70	164
5.	Eron Riley	2005-08	144
6.	Doug Green	1983-87	142
7.	Mark Militello	1980-83	122
	Jomar Wright	2004-07	122
9.	Walter Jones	1988-91	119
10.	Cedric Jones	1978-81	99

Most Touchdown Receptions By A WR, Game

1.	Corey Thomas	4 vs. Georgia Tech, 1997
	Eron Riley	4 vs. Navy, 2007
3.	Chris Castor	3 vs. Wake Forest, 1982
	Doug Green	3 vs. North Carolina, 1985
	Clarkston Hines	3 vs. Georgia Tech, 1987
	Clarkston Hines	3 vs. N.C. State, 1987
	Clarkston Hines	3 vs. Tennessee, 1988
	Clarkston Hines	3 vs. Army, 1989
	Clarkston Hines	3 vs. Wake Forest, 1989
	Clarkston Hines	3 vs. North Carolina, 1989
	Eron Riley	3 vs. Navy, 2008

Most Touchdown Receptions By A WR, Season

1.	Clarkston Hines	1989	17
2.	Chris Castor	1982	13
3.	Clarkston Hines	1987	11
4.	Cedric Jones	1981	10
	Clarkston Hines	1988	10
6.	Eron Riley	2007	9
7.	Doug Green	1985	8
	Corey Thomas	1994	8
	Eron Riley	2008	8
	Donovan Varner	2009	8

Most Touchdown Receptions By A WR, Career

1.	Clarkston Hines	1986-89	38
2.	Corey Thomas	1994-97	25
3.	Eron Riley	2005-08	22
4.	Cedric Jones	1978-81	21
5.	Chris Castor	1978-82	17
	Walter Jones	1988-91	17
7.	Doug Green	1983-87	16
8.	Stanley Dorsey	1990-93	13
	Scottie Montgomery	1996-99	13
10.	Wes Chesson	1968-70	10

Most Pass Receptions By A TE, Game

1.	Henley Carter	13 vs. Clemson, 1968
2.	Corren Youmans	12 vs. N.C. State, 1950
3.	Tee Moorman	11 vs. South Carolina, 1960
	Dave Dunaway	11 vs. Maryland, 1966
	Bill Khayat	11 vs. Wisconsin, 1994
6.	Bill Khayat	10 vs. Clemson, 1994
	Mike Hart	10 vs. N.C. State, 2001
	Ben Patrick	10 vs. Clemson, 2005

Most Pass Receptions By A TE, Season

1.	Henley Carter	1968	65
2.	Tee Moorman	1960	54
3.	Carl Franks	1982	49
	Bill Khayat	1994	49
5.	Stan Crisson	1963	48
6.	Scott Russell	1983	47
7.	Dave Dunaway	1966	43
8.	Corren Youmans	1950	40
9.	Chuck Drulis	1965	39
	Jason Cooper	1986	39
11.	Dave Colonna	1989	35
	Aaron Shaw	1990	35
13.	Dave Colonna	1988	34
	Jeff Hodrick	1995	34
	Jeff Hodrick	1996	34
16.	John Brinkman	1980	21
	Ben Patrick	2004	32
18.	Mike Hart	2000	31
19.	Dan Clark	1992	30
	Mike Hart	2001	30
	Ben Patrick	2005	30

Most Pass Receptions By A TE, Career

1.	Stan Crisson	1961-63	98
2.	Bill Khayat	1992-95	93
3.	Dave Colonna	1986-89	92
4.	Henley Carter	1966-68	91
5.	Jason Cooper	1984-87	87
6.	Mike Hart	1998-01	86
7.	Ben Patrick	2003-05	79
8.	Jeff Hodrick	1994-97	78
9.	Chuck Drulis	1963-65	76
10.	Dave Dunaway	1964-66	75
11.	Scott Russell	1981-84	74
12.	Tee Moorman	1958-60	71

Most Touchdown Receptions By A TE, Game

1.	Stan Crisson	3 vs. Clemson, 1963
	Dave Dunaway	3 vs. Rice, 1965

Most Touchdown Receptions By A TE, Season

1.	Stan Crisson	1963	7
2.	Howard Pitt	1952	6
3.	Dave Dunaway	1965	5
4.	Chuck Drulis	1964	4
	Glenn Sandefur	1977	4
	Dan Clark	1992	4
	Mike Hart	2001	4
	Brandon King	2007	4

Most Touchdown Receptions By A TE, Career

1.	Stan Crisson	1961-63	10
2.	Dave Dunaway	1964-66	9
3.	Bill Khayat	1992-95	7
	Andy Roland	2002-05	7
5.	Howard Pitt	1951-53	6
	Chuck Drulis	1963-65	6
	Mike Hart	1998-01	6
8.	Tee Moorman	1958-60	5
	Jason Cooper	1984-87	5
	Dave Colonna	1986-89	5
	Dan Clark	1990-93	5
	Brandon King	2006-p	5

Most Pass Receptions By A RB, Game

1.	Roger Boone	15 vs. Vanderbilt, 1988
2.	Roger Boone	13 vs. Wake Forest, 1988
3.	Mike Grayson	12 vs. South Carolina, 1983
	Roger Boone	12 vs. Georgia Tech, 1987
5.	Roger Boone	11 vs. North Carolina, 1988

Most Pass Receptions By A RB, Season

1.	Roger Boone	1988	73
2.	Mike Grayson	1983	66
3.	Roger Boone	1987	62
4.	Randy Cuthbert	1989	50
5.	Randy Cuthbert	1990	46
6.	Mike Grayson	1982	40
7.	Chris Brown	1991	38
8.	Randy Cuthbert	1992	37
9.	Robert Baldwin	1994	36
10.	Roger Boone	1989	32
11.	Julius Grantham	1986	30
12.	Julius Grantham	1983	27
13.	Chris Douglas	2001	26
14.	Joel Blunk	1983	25
	Jay Hollingsworth	2008	25
16.	Tracy Smith	1985	24
	Laymarr Marshall	1995	24
	Ronnie Drummer	2007	24
19.	Stanley Monk	1985	23
	Duane Epperson	2000	23
21.	Duane Epperson	1997	22
	Chris Douglas	2000	22

Most Pass Receptions By A RB, Career

1.	Roger Boone	1986-89	168
2.	Randy Cuthbert	1988-92	147
3.	Mike Grayson	1980-83	141
4.	Robert Baldwin	1991-94	89
	Chris Douglas	2000-03	89
6.	Julius Grantham	1983-86	84
7.	Chris Brown	1988-91	71

Most Touchdown Receptions By A RB, Game

1.	Tom Powers	3 vs. Richmond, 1950
	Tielor Robinson	3 vs. North Carolina, 2006

Most Touchdown Receptions By A RB, Season

1.	Tom Powers	1950	6
2.	Jay Wilkinson	1963	5
3.	Tielor Robinson	2006	4
4.	Bernie Blaney	1955	3
	James Futrell	1961	3
	Chris Brown	1991	3
	Chris Douglas	2002	3
	Clifford Harris	2008	3

Most Touchdown Receptions By A RB, Career

1.	Tom Powers	1949-50	8
	Jay Wilkinson	1961-63	8
3.	Chris Brown	1988-91	5
	Chris Douglas	2000-03	5
5.	Wray Carlton	1956-58	4
	Julius Grantham	1983-86	4
	Roger Boone	1986-89	4
	Tielor Robinson	2006-08	4

Most Receiving Yards By A WR, Game

1.	Chris Castor	283 vs. Wake Forest, 1982
2.	Corey Thomas	276 vs. Georgia Tech, 1997
3.	Clarkston Hines	251 vs. Wake Forest, 1989
4.	Scottie Montgomery	243 vs. Vanderbilt, 1998
5.	Eron Riley	235 vs. Navy, 2007
6.	Clarkston Hines	192 vs. N.C. State, 1987
7.	Wes Chesson	189 vs. South Carolina, 1970
8.	Cedric Jones	183 vs. Maryland, 1981
9.	Wes Chesson	176 vs. Virginia, 1968
	Jomar Wright	176 vs. Miami, 2006
11.	Jon Jensen	174 vs. North Carolina, 1994
	Donovan Varner	174 vs. Wake Forest, 2009
13.	Richmond Flowers	173 vs. Maryland, 1999
14.	Scottie Montgomery	172 vs. Virginia, 1999
15.	Cedric Jones	167 vs. Virginia, 1981
16.	Marcel Courtillet	166 vs. Michigan, 1968

Most Receiving Yards By A WR, Season

1.	Clarkston Hines	1989	1,149
2.	Clarkston Hines	1987	1,093
3.	Wes Chesson	1970	1,080
4.	Clarkston Hines	1988	1,067
5.	Donovan Varner	2009	1,047
6.	Chris Castor	1982	952
7.	Cedric Jones	1981	832
8.	Eron Riley	2007	830
9.	Scottie Montgomery	1999	819
10.	Doug Green	1985	804

Most Receiving Yards By A WR, Career

1.	Clarkston Hines	1986-89	3,318
2.	Eron Riley	2005-08	2,413
3.	Wes Chesson	1968-70	2,399
4.	Scottie Montgomery	1996-99	2,378
5.	Corey Thomas	1994-97	2,297
6.	Doug Green	1983-87	2,082
7.	Walter Jones	1988-91	1,968
8.	Cedric Jones	1978-81	1,732
9.	Jomar Wright	2004-07	1,638
10.	Stanley Dorsey	1990-93	1,507
11.	Brad Breedlove	1990-93	1,500
12.	Mark Militello	1980-83	1,493
13.	Richmond Flowers	1997-99	1,415
14.	Chris Castor	1979-82	1,384
15.	Ron Frederick	1979-81	1,373

100-Yard Receiving Games By A WR, Season

1.	Clarkston Hines	1987	6
	Clarkston Hines	1988	6
3.	Wes Chesson	1970	5
	Clarkston Hines	1989	5
	Donovan Varner	2009	5
6.	Wes Chesson	1968	4
7.	Chris Castor	1982	3
	Mark Militello	1983	3
	Stanley Dorsey	1993	3
	Richmond Flowers	1998	3
	Conner Vernon	2009	3

100-Yard Receiving Games By A WR, Career

1.	Clarkston Hines	1986-89	17
2.	Wes Chesson	1968-70	9
3.	Doug Green	1983-87	6
	Eron Riley	2005-08	6
5.	Mark Militello	1981-83	5
	Richmond Flowers	1997-99	5
	Donovan Varner	2008-09	5
8.	Cedric Jones	1978-81	4
	Stanley Dorsey	1990-93	4
	Scottie Montgomery	1996-99	4

Most Receiving Yards By A TE, Game

1.	Henley Carter	209 vs. Clemson, 1968
2.	Mike Hart	165 vs. N.C. State, 2001
3.	Dave Dunaway	156 vs. Rice, 1965
4.	Aaron Shaw	149 vs. Maryland, 1991
5.	Tee Moorman	121 vs. South Carolina, 1960
6.	Bill Khayat	119 vs. Clemson, 1994
	Dave Dunaway	119 vs. Maryland, 1966
8.	Dave Dunaway	114 vs. N.C. State, 1966
9.	Bill Khayat	109 vs. Wisconsin, 1994
10.	Henley Carter	107 vs. South Carolina, 1968
	Paul Widener	107 vs. Georgia Tech, 1962
12.	Jeff Hodrick	105 vs. Wake Forest, 1996
13.	Bill Khayat	104 vs. North Carolina, 1994
14.	Scott Russell	102 vs. North Carolina, 1983
15.	Dave Colonna	101 vs. N.C. State, 1987
16.	Aaron Shaw	100 vs. Northwestern, 1990
	Mike Hart	100 vs. Wake Forest, 2000
	Ben Patrick	100 vs. Clemson, 2005

Most Receiving Yards By A TE, Season

1.	Henley Carter	1968	892
2.	Dave Dunaway	1966	614
3.	Bill Khayat	1994	562
4.	Stan Crisson	1963	559
5.	Mike Hart	2000	540
6.	Dave Colonna	1988	524
7.	Dave Colonna	1989	495
8.	Tee Moorman	1960	476
	Mike Hart	2001	476
10.	Scott Russell	1983	471
11.	Jason Cooper	1986	438
12.	Jeff Hodrick	1995	396
13.	Chuck Drulis	1965	390

Most Receiving Yards By A TE, Career

1.	Mike Hart	1998-01	1,370
2.	Dave Colonna	1986-89	1,295
3.	Henley Carter	1966-68	1,267
4.	Stan Crisson	1961-63	1,107
5.	Dave Dunaway	1964-66	1,145

100-Yard Receiving Games By A TE, Season

1.	Dave Dunaway	1966	2
	Henley Carter	1968	2
	Bill Khayat	1994	2

100-Yard Receiving Games By A TE, Career

1.	Dave Dunaway	1964-66	3
2.	Henley Carter	1966-68	2
	Aaron Shaw	1989-91	2
	Bill Khayat	1992-95	2
	Mike Hart	1998-01	2

Most Receiving Yards By A RB, Game

1.	Tom Powers	180 vs. Richmond, 1950
2.	Roger Boone	169 vs. Georgia Tech, 1987
3.	Mike Grayson	146 vs. South Carolina, 1983
4.	Roger Boone	138 vs. North Carolina, 1988
5.	Steve Lach	125 vs. Pittsburgh, 1941
6.	Roger Boone	119 vs. Wake Forest, 1988
7.	Sonny Odom	100 vs. Georgia Tech, 1964

Most Receiving Yards By A RB, Season

1.	Roger Boone	1988	630
2.	Roger Boone	1987	587
3.	Mike Grayson	1983	582
4.	Randy Cuthbert	1989	470
5.	Randy Cuthbert	1990	374
6.	Mike Grayson	1982	372
7.	Randy Cuthbert	1992	345
8.	Chris Brown	1991	302

Most Receiving Yards By A RB, Career

1.	Roger Boone	1986-89	1,444
2.	Randy Cuthbert	1988-92	1,261
3.	Mike Grayson	1980-83	1,165

100-Yard Receiving Games By A RB, Season

1.	Roger Boone	1988	2
----	-------------	------	---

100-Yard Receiving Games By A RB, Career

1.	Roger Boone	1986-89	3
----	-------------	---------	---

Most Players, 10+ Pass Receptions

1.	2008	11
	<i>(Eron Riley 61, Johnny Williams 30, Jay Hollingsworth 25, Donovan Varner 21, Raphael Chestnut 19, Tielor Robinson 16, Brett Huffman 12, Clifford Harris 14, Sheldon Bell 14, Austin Kelly 13, Tony Jackson 12)</i>	
2.	1991	10
3.	1983	9
	1985	9
	1990	9
	1992	9
	1995	9
	2007	9
9.	Ten tied with	8
	<i>(1980, 1984, 1987, 1989, 1993, 1996, 2000, 2001, 2002, 2003, 2009)</i>	

Most Players, 20+ Pass Receptions

1.	2002	8
	<i>(Khary Sharpe 30, Senterrio Landrum 29, Lance Johnson 25, Andy Roland 22, Reggie Love 22, Chris Douglas 21, Calen Powell 20, Alex Wade 20)</i>	
2.	1995	7
3.	1993	6
	1992	6
5.	1983	5
	1985	5
	1987	5
	1989	5
	1991	5
	1994	5
	2000	5

Most Players, 30+ Pass Receptions

1.	1989	5
	<i>(Clarkston Hines 61, Randy Cuthbert 50, Dave Colonna 35, Walter Jones 33, Roger Boone 32)</i>	
2.	1982	4
	1988	4
	1994	4
	2009	4
6.	1983	3
	1986	3
	1987	3
	1990	3
	1995	3
	2006	3

Most Players, 40+ Pass Receptions

1.	1982	4
	<i>(Mark Militello 52, Carl Franks 49, Chris Castor 46, Mike Grayson 40)</i>	
2.	1983	3
	2009	3
4.	11 tied with	2
	<i>(1968, 1969, 1987, 1988, 1989, 1994, 1995, 1997, 1998, 1999, 2007)</i>	

Most Players, 50+ Pass Receptions

1.	2009	3
	<i>(Donovan Varner 65, Conner Vernon 55, Austin Kelly 54)</i>	
2.	1983	2
	<i>(Mike Grayson 66, Mark Militello 63)</i>	
	1987	2
	<i>(Roger Boone 62, Clarkston Hines 57)</i>	
	1988	2
	<i>(Roger Boone 73, Clarkston Hines 68)</i>	
	1989	2
	<i>(Clarkston Hines 61, Randy Cuthbert 50)</i>	

Most Players, 60+ Pass Receptions

1.	1983	2
	<i>(Mike Grayson 66, Mark Militello 63)</i>	
	1988	2
	<i>(Roger Boone 62, Clarkston Hines 57)</i>	

Most Pass Receptions, 2 Teammates

1.	Roger Boone (73) & Clarkston Hines (68), 1988	141
2.	Mike Grayson (66) & Mark Militello (63), 1983	129
3.	Donovan Varner (65) & Conner Vernon (55), 2009	120
4.	Roger Boone (62) & Clarkston Hines (57), 1987	119
	Donovan Varner (65) & Austin Kelly (54), 2009	119
6.	Mike Grayson (66) & Scott Russell (47), 1983	113
7.	Henley Carter (65) & Wes Chesson (47), 1968	112
8.	Clarkston Hines (61) & Randy Cuthbert (50), 1989	111
9.	Mark Militello (63) & Scott Russell (47), 1983	110
10.	Roger Boone (73) & Walter Jones (36), 1988	109
	Conner Vernon (55) & Austin Kelly (54), 2009	109
12.	Scottie Montgomery (60) & Richmond Flowers (48), 1998	108
13.	Roger Boone (73) & Dave Colonna (34), 1988	107
14.	Clarkston Hines (68) & Walter Jones (36), 1988	104
15.	Clarkston Hines (68) & Dave Colonna (34), 1988	102
16.	Mark Militello (52) & Carl Franks (49), 1982	101
17.	Mark Militello (52) & Chris Castor (46), 1982	98
18.	Clarkston Hines (61) & Dave Colonna (35), 1989	96
	Scottie Montgomery (51) & Corey Thomas (45), 1997	96
	Jomar Wright (56) & Eron Riley (40), 2007	96
	Donovan Varner (65) & Johnny Williams (31)	96
22.	Carl Franks (49) & Chris Castor (46), 1982	95
23.	Clarkston Hines (61) & Walter Jones (33), 1989	94
	Bill Khayat (49) & Jon Jensen (45), 1994	94
25.	Mike Grayson (66) & Julius Grantham (27), 1983	93
26.	Roger Boone (62) & Doug Green (31), 1987	93
	Clarkston Hines (61) & Roger Boone (32), 1989	93
	Scottie Montgomery (51) & Richmond Flowers (42), 1999	93
29.	Marc Wilson (47) & Corey Thomas (45), 1995	92
30.	Mike Grayson (66) & Joel Blunk (25), 1983	91
	Roger Boone (73) & Keith Ewell (18), 1988	91
	Eron Riley (61) & Johnny Williams (30), 2008	91

Most Receiving Yards, 2 Teammates

1.	Donovan Varner (1,047) & Conner Vernon (746), 2009	1,793
2.	Roger Boone (630) & Clarkston Hines (1,067), 1988	1,697
3.	Henley Carter (892) & Wes Chesson (794), 1968	1,686
4.	Roger Boone (587) & Clarkston Hines (1,093), 1987	1,680
5.	Mark Militello (725) & Chris Castor (952), 1982	1,677
6.	Donovan Varner (1,047) & Austin Kelly (625), 2009	1,672
7.	Clarkston Hines (1,149) & Walter Jones (520), 1989	1,669
8.	Clarkston Hines (1,067) & Walter Jones (578), 1988	1,645
9.	Clarkston Hines (1,149) & Dave Colonna (495), 1989	1,644
10.	Clarkston Hines (1,149) & Randy Cuthbert (470), 1989	1,619
11.	Clarkston Hines (1,067) & Dave Colonna (524), 1988	1,591
12.	Scottie Montgomery (793) & Richmond Flowers (704), 1998	1,497
13.	Clarkston Hines (1,067) & Keith Ewell (428), 1988	1,495
14.	Scottie Montgomery (819) & Richmond Flowers (649), 1999	1,468
15.	Jomar Wright (599) & Eron Riley (830), 2007	1,429

Most Pass Receptions, 3 Teammates

1.	Roger Boone (73), Clarkston Hines (68) & Walter Jones (36), 1988	177
2.	Mike Grayson (66), Mark Militello (63) & Scott Russell (47), 1983	176
3.	Donovan Varner (65), Conner Vernon (55) & Austin Kelly (54), 2009	174
4.	Roger Boone (62), Clarkston Hines (57) & Doug Green (31), 1987	150
5.	Mark Militello (52), Carl Franks (49) & Chris Castor (46), 1982	147
6.	Clarkston Hines (61), Randy Cuthbert (50) & Dave Colonna (35), 1989	146
7.	Henley Carter (65), Wes Chesson (47) & Jim Dearth (29), 1968	141
8.	Bill Khayat (49), Jon Jensen (45) & Corey Thomas (37), 1994	131
9.	Scottie Montgomery (60), Richmond Flowers (48) & Mike Hart (21), 1998	129
10.	Marc Wilson (47), Corey Thomas (45) & Jeff Hodrick (34), 1995	126
11.	Jomar Wright (56), Eron Riley (40) & Ronnie Drummer (24), 2007	120

Most Pass Receptions, 2 WRs

1. Donovan Varnier (65) & Conner Vernon (55), 2009	120
2. Donovan Varnier (65) & Austin Kelly (54), 2009	119
3. Conner Vernon (55) & Austin Kelly (54), 2009	109
4. Scottie Montgomery (60) & Richmond Flowers (48), 1998	108
5. Clarkston Hines (68) & Walter Jones (36), 1988	104
6. Mark Militello (52) & Chris Castor (46), 1982	98
7. Scottie Montgomery (51) & Corey Thomas (45), 1997	96
Jomar Wright (56) & Eron Riley (40), 2007	96
9. Clarkston Hines (61) & Walter Jones (33), 1989	94
10. Scottie Montgomery (51) & Richmond Flowers (42), 1999	93
11. Marc Wilson (47) & Corey Thomas (45), 1995	92
12. Eron Riley (61) & Johnny Williams (30), 2008	91

Most Pass Receptions, 2 TEs

1. Bill Khayat (49) & John Farquhar (22), 1994	71
2. Tee Moorman (54) & Paul Widener (13), 1960	67
3. Jeff Hodrick (34) & Bill Khayat (23), 1995	57
4. Ben Patrick (32) & Andy Roland (20), 2004	52
5. Dave Colonna (35) & Bud Zuberer (14), 1989	49
6. Aaron Shaw (28) & John Farquhar (20), 1991	48
Jeff Hodrick (34) & Gerald Ford (14), 1996	48
8. Aaron Shaw (35) & John Farquhar (11), 1990	46
9. Dave Colonna (34) & Bud Zuberer (9), 1988	43
Mike Hart (31) & Nick Brzezinski (12), 2000	43
Mike Hart (30) & Nick Brzezinski (13), 2001	43
Ben Patrick (30) & Andy Roland (13), 2005	43

Most Pass Receptions, 2 RBs

1. Mike Grayson (66) & Julius Grantham (27), 1983	93
2. Roger Boone (73) & John Rymiszewski (14), 1988	87
3. Roger Boone (62) & Stanley Monk (21), 1987	83
4. Randy Cuthbert (50) & Roger Boone (32), 1989	82
5. Randy Cuthbert (46) & Chris Brown (14), 1990	60
Randy Cuthbert (37) & Robert Baldwin (23), 1992	60
7. Chris Brown (38) & Ray Wright (18), 1991	56
8. Mike Grayson (40) & Joel Blunk (11), 1982	51
9. Robert Baldwin (29) & David Lowman (21), 1993	50
10. Tracy Smith (24) & Stanley Monk (23), 1985	47

Most Pass Receptions, WR-TE-RB Combination

1. Mike Grayson (66), Mark Militello (63) & Scott Russell (47), 1983	176
2. Clarkston Hines (68), Dave Colonna (34) & Roger Boone (73), 1988	175
3. Clarkston Hines (61), Dave Colonna (35) & Randy Cuthbert (50), 1989	146
4. Mark Militello (52), Carl Franks (49) & Mike Grayson (40), 1982	141
Clarkston Hines (57), Dave Colonna (22) & Roger Boone (62), 1987	141
6. Chris Castor (46), Carl Franks (49) & Mike Grayson (40), 1982	136
7. Jon Jensen (45), Bill Khayat (49) & Robert Baldwin (36), 1994	130
8. Wes Chesson (47), Henley Carter (65) & Jim Dearth (29), 1968	127
9. Corey Thomas (37), Bill Khayat (49) & Robert Baldwin (36), 1994	122
10. Marc Wilson (47), Jeff Hodrick (34) & Laymarr Marshall (24), 1995	116

Most Pass Receptions, WR-RB Combination

1. Roger Boone (73) & Clarkston Hines (68), 1988	141
2. Mike Grayson (66) & Mark Militello (63), 1983	129
3. Roger Boone (62) & Clarkston Hines (57), 1987	119
4. Clarkston Hines (61) & Randy Cuthbert (50), 1989	111
5. Walter Jones (36) & Roger Boone (73), 1988	109
6. Wes Chesson (74) & Steve Jones (22), 1970	96
7. Doug Green (31) & Roger Boone (62), 1987	93
8. Mark Militello (52) & Mike Grayson (40), 1982	92
9. Keith Ewell (18) & Roger Boone (73), 1988	91

Most Pass Receptions, WR-TE Combination

1. Henley Carter (65) & Wes Chesson (47), 1968	112
2. Mike Grayson (66) & Scott Russell (47), 1983	110
3. Clarkston Hines (68) & Dave Colonna (34), 1988	102
4. Wes Chesson (74) & Bill Baker (27), 1970	101
5. Mark Militello (52) & Carl Franks (49), 1982	101
6. Clarkston Hines (61) & Dave Colonna (35), 1989	96
7. Chris Castor (46) & Carl Franks (49), 1982	95
8. Bill Khayat (49) & Jon Jensen (45), 1994	94

100-YARD RECEIVING GAMES

283	Chris Castor (11)	1982	Wake Forest	119	Bill Khayat (10)	1994	Clemson
276	Corey Thomas (16)	1997	Georgia Tech	119	Roger Boone (13)	1988	Wake Forest
251	Clarkston Hines (6)	1989	at Wake Forest	119	Dave Dunaway (11)	1966	at Maryland
243	Scottie Montgomery (12)	1998	at Vanderbilt	118	Stanley Dorsey (8)	1993	Army
235	Eron Riley (6)	2007	at Navy	118	Clarkston Hines (6)	1987	at Wake Forest
209	Henley Carter (13)	1968	at Clemson	118	Troy Slade (8)	1974	at Clemson
192	Clarkston Hines (11)	1987	N.C. State	117	Walter Jones (5)	1990	Western Carolina
189	Wes Chesson (10)	1970	at South Carolina	115	Johnny Williams (7)	2009	Richmond
183	Cedric Jones (6)	1981	at Maryland	115	Eron Riley (4)	2006	North Carolina
180	Tom Powers (4)	1950	at Richmond	114	Mark Militello (9)	1982	at N.C. State
176	Jomar Wright (10)	2006	Miami	114	Chris Castor (3)	1980	at N.C. State
176	Wes Chesson (11)	1968	Virginia	114	Cedric Jones (5)	1980	at Auburn
174	Jon Jensen (14)	1994	North Carolina	114	Dave Dunaway (6)	1966	N.C. State
174	Donovan Varner (11)	2009	Wake Forest	113	Donovan Varner (7)	2009	at Virginia
173	Richmond Flowers (8)	1999	at Maryland	113	Brad Breedlove (7)	1993	at Rutgers
172	Scottie Montgomery (8)	1999	at Virginia	113	Doug Green (6)	1985	Georgia Tech
169	Roger Boone (12)	1987	Georgia Tech	113	Chris Castor (2)	1982	at Tennessee
167	Cedric Jones (5)	1981	at Virginia	111	Chris Castor (7)	1982	Virginia
166	Marcel Courtillet (8)	1968	at Michigan	110	Eron Riley (6)	2006	Florida State
165	Mike Hart (10)	2001	N.C. State	110	Clarkston Hines (6)	1987	at Clemson
165	Donovan Varner (8)	2009	at Miami	110	Doug Green (7)	1986	Maryland
162	Clarkston Hines (8)	1989	at North Carolina	110	Wes Chesson (6)	1968	at Army
160	Brad Breedlove (5)	1991	vs. Clemson	108	Troy Slade (7)	1974	at Florida
159	Walter Jones (5)	1991	Rutgers	108	Clarkston Hines (3)	1988	The Citadel
158	Marcel Courtillet (10)	1969	at Georgia Tech	107	Clarkston Hines (6)	1988	at Georgia Tech
156	Marc Wilson (10)	1995	at Virginia	107	Kyle Moore (6)	2000	at N.C. State
156	Dave Dunaway (4)	1965	at Rice	107	Joe Opalenick (9)	1995	at Army
154	Donovan Varner (7)	2009	at N.C. State	107	Jon Jensen (3)	1993	at North Carolina
154	Clarkston Hines (8)	1987	at Maryland	107	Brad Breedlove (5)	1992	Maryland
152	Doug Green (10)	1985	at North Carolina	107	Henley Carter (6)	1968	at South Carolina
151	Troy Slade (8)	1975	North Carolina	107	Paul Widener (6)	1962	Georgia Tech
150	Clarkston Hines (8)	1989	Army	106	Richmond Flowers (5)	1998	Western Carolina
150	Wes Chesson (5)	1970	at North Carolina	106	Wes Chesson (8)	1970	Virginia
150	Wes Chesson (9)	1968	at North Carolina	105	Jeff Hodrick (8)	1996	at Wake Forest
149	Aaron Shaw (11)	1991	at Maryland	104	Corey Thomas (6)	1996	North Carolina
149	Wes Chesson (13)	1970	at Clemson	104	Bill Khayat (8)	1994	North Carolina
146	Chuck Herring (4)	1984	at Clemson	104	Stanley Dorsey (7)	1993	at North Carolina
146	Mike Grayson (12)	1983	South Carolina	104	Clarkston Hines (8)	1988	North Carolina
145	Clarkston Hines (8)	1988	at Tennessee	104	Mark Militello (6)	1982	Virginia Tech
145	Doug Green (8)	1985	at Virginia	104	Cedric Jones (7)	1980	Wake Forest
143	Eron Riley (8)	2007	Wake Forest	103	Conner Vernon (7)	2009	at Virginia
142	Wes Chesson (8)	1970	Georgia Tech	103	Clarkston Hines (8)	1988	Virginia
141	Jomar Wright (7)	2007	at Florida State	102	Conner Vernon (5)	2009	Maryland
140	Mark Militello (13)	1983	Georgia Tech	102	Ben Erdeljac (9)	2001	Wake Forest
139	Walter Jones (7)	1988	The Citadel	102	Scottie Montgomery (7)	1998	Clemson
138	Roger Boone (11)	1988	North Carolina	102	Stanley Dorsey (6)	1991	N.C. State
138	Mark Militello (9)	1983	N.C. State	102	Scott Russell (7)	1983	at North Carolina
137	Eron Riley (8)	2008	Navy	102	Derrick Lewis (2)	1978	Georgia Tech
137	Clarkston Hines (7)	1989	at Maryland	101	Richmond Flowers (5)	1999	at East Carolina
135	Johnny Williams (11)	2008	Northwestern	101	Marc Mays (8)	1990	at Northwestern
135	Ron Frederick (6)	1980	Wake Forest	101	Dave Colonna (6)	1987	N.C. State
132	Corey Thomas (13)	1995	at Virginia	101	Doug Green (5)	1983	at North Carolina
132	Mark Militello (13)	1983	Clemson	100	Ben Patrick (10)	2005	at Clemson
131	Clarkston Hines (6)	1989	N.C. State	100	Mike Hart (4)	2000	at Wake Forest
131	Clarkston Hines (8)	1988	at Northwestern	100	Stanley Dorsey (7)	1993	N.C. State
130	Eron Riley (4)	2005	at Clemson	100	Aaron Shaw (9)	1990	at Northwestern
128	Conner Vernon (4)	2009	Virginia Tech	100	Doug Green (6)	1987	Vanderbilt
127	Wes Chesson (6)	1968	Wake Forest	100	Sonny Odom (6)	1964	at Georgia Tech
125	Richmond Flowers (8)	1998	at Georgia Tech	Bowl Games			
125	Steve Lach (6)	1941	at Pittsburgh	112	Clarkston Hines (6)	1989	vs. Texas Tech
124	Richmond Flowers (7)	1998	at Northwestern	109	Bill Khayat (11)	1994	vs. Wisconsin
123	Clarkston Hines (4)	1987	Vanderbilt				
123	Doug Green (6)	1986	Virginia				
122	Khary Sharpe (5)	2002	Clemson				
122	Clarkston Hines (5)	1987	at North Carolina				
121	Scottie Montgomery (9)	1999	at Maryland				
121	Tee Moorman (11)	1960	at South Carolina				
120	Donovan Varner (8)	2009	Maryland				

**100-Yard Receiving Games
By Player****Roger Boone (3)**

169	Georgia Tech	1987
119	Wake Forest	1988
138	North Carolina	1988

Brad Breedlove (3)

160	Clemson	1991
107	Maryland	1992
113	Rutgers	1993

Henley Carter (2)

107	South Carolina	1968
209	Clemson	1968

Chris Castor (4)

114	N.C. State	1980
113	Tennessee	1982
111	Virginia	1982
283	Wake Forest	1982

Wes Chesson (9)

176	Virginia	1968
110	Army	1968
127	Wake Forest	1968
150	North Carolina	1968
106	Virginia	1970
149	Clemson	1970
142	Georgia Tech	1970
189	South Carolina	1970
150	North Carolina	1970

Dave Colonna (1)

101	N.C. State	1987
-----	------------	------

Marcel Courtillet (2)

166	Michigan	1968
158	Georgia Tech	1969

Stanley Dorsey (4)

102	N.C. State	1991
118	Army	1993
100	N.C. State	1993
104	North Carolina	1993

Dave Dunaway (3)

156	Rice	1965
119	Maryland	1966
114	N.C. State	1966

Ben Erdeljac (1)

102	Wake Forest	2001
-----	-------------	------

Richmond Flowers (5)

106	Western Carolina	1998
124	Northwestern	1998
125	Georgia Tech	1998
101	East Carolina	1999
173	Maryland	1999

Ron Frederick (1)

135	Wake Forest	1980
-----	-------------	------

Mike Grayson (1)

146	South Carolina	1983
-----	----------------	------

Doug Green (7)

101	North Carolina	1983
145	Virginia	1985
113	Georgia Tech	1985
152	North Carolina	1985
123	Virginia	1986
110	Maryland	1986
100	Vanderbilt	1987

Mike Hart (2)

100	Wake Forest	2000
165	N.C. State	2001

Chuck Herring (1)

146	Clemson	1984
-----	---------	------

Clarkston Hines (17)

123	Vanderbilt	1987
110	Clemson	1987
154	Maryland	1987
118	Wake Forest	1987
192	N.C. State	1987
122	North Carolina	1987
131	Northwestern	1988
145	Tennessee	1988
108	The Citadel	1988
103	Virginia	1988
107	Georgia Tech	1988
104	North Carolina	1988
150	Army	1989
137	Maryland	1989
251	Wake Forest	1989
131	N.C. State	1989
162	North Carolina	1989

Jeff Hodrick (1)

105	Wake Forest	1996
-----	-------------	------

Jon Jensen (2)

107	North Carolina	1993
174	North Carolina	1994

Cedric Jones (4)

114	Auburn	1980
104	Wake Forest	1980
167	Virginia	1981
183	Maryland	1981

Walter Jones (2)

139	The Citadel	1988
117	Western Carolina	1990
159	Rutgers	1991

Bill Khayat (2)

119	Clemson	1994
104	North Carolina	1994

Steve Lach (1)

125	Pittsburgh	1941
-----	------------	------

Derrick Lewis (1)

102	Georgia Tech	1978
-----	--------------	------

Marc Mays (1)

101	Northwestern	1990
-----	--------------	------

Mark Militello (5)

104	Virginia Tech	1982
114	N.C. State	1982
132	Clemson	1983
140	Georgia Tech	1983
138	N.C. State	1983

Scottie Montgomery (4)

102	Clemson	1998
243	Vanderbilt	1998
172	Virginia	1998
121	Maryland	1999

Kyle Moore (1)

107	N.C. State	2000
-----	------------	------

Tee Moorman (1)

121	South Carolina	1960
-----	----------------	------

Sonny Odom (1)

100	Georgia Tech	1964
-----	--------------	------

Joe Opalenick (1)

107	Army	1995
-----	------	------

Ben Patrick (1)

100	Clemson	2005
-----	---------	------

Tom Powers (1)

180	Richmond	1950
-----	----------	------

Eron Riley (6)

130	Clemson	2005
110	Florida State	2006
115	North Carolina	2006
235	Navy	2007
143	Wake Forest	2007
137	Navy	2008

Scott Russell (1)

102	North Carolina	1983
-----	----------------	------

Khary Sharpe (1)

122	Clemson	2002
-----	---------	------

Aaron Shaw (2)

100	Northwestern	1990
149	Maryland	1991

Troy Slade (3)

118	Clemson	1974
108	Florida	1974
151	North Carolina	1975

Corey Thomas (3)

132	Virginia	1995
104	North Carolina	1996
276	Georgia Tech	1997

Donovan Varner (5)

154	N.C. State	2009
120	Maryland	2009
113	Virginia	2009
165	Miami	2009
174	Wake Forest	2009

Conner Vernon (3)

128	Virginia Tech	2009
102	Maryland	2009
103	Virginia	2009

Paul Widener (1)

107	Georgia Tech	1962
-----	--------------	------

Johnny Williams (2)

135	Northwestern	2008
115	Richmond	2009

Marc Wilson (1)

156	Virginia	1995
-----	----------	------

Jomar Wright (2)

176	Miami	2006
141	Florida State	2007

100-Yard Receiving Games By Opponent

1.	North Carolina	16
2.	Clemson	12
	N.C. State	12
	Virginia	12
	Wake Forest	12
6.	Georgia Tech	11
	Maryland	11
8.	Northwestern	5
9.	Army	4
	South Carolina	4
11.	Vanderbilt	3
12.	Florida State	2
	Miami	2
	Navy	2
	Richmond	2
	Rutgers	2
	Tennessee	2
	The Citadel	2
	Virginia Tech	2
	Western Carolina	2
21.	Auburn	1
	East Carolina	1
	Florida	1
	Michigan	1
	Pittsburgh	1
	Rice	1
	Texas Tech	1
	Wisconsin	1

Army (4)

110	Wes Chesson	1968
150	Clarkston Hines	1989
118	Stanley Dorsey	1993
107	Joe Opalenick	1995

Auburn (1)

114	Cedric Jones	1980
-----	--------------	------

Clemson (12)

209	Henley Carter	1968
149	Wes Chesson	1970
118	Troy Slade	1974
132	Mark Militello	1983
146	Chuck Herring	1984
110	Clarkston Hines	1987
160	Brad Breedlove	1991
119	Bill Khayat	1994
102	Scottie Montgomery	1998
122	Khary Sharpe	2002
130	Eron Riley	2005
100	Ben Patrick	2005

East Carolina (1)

101	Richmond Flowers	1999
-----	------------------	------

Florida (1)

108	Troy Slade	1974
-----	------------	------

Florida State (2)

110	Eron Riley	2006
141	Jomar Wright	2007

Georgia Tech (11)

107	Paul Widener	1962
100	Sonny Odom	1964
158	Marcel Courtillet	1969
142	Wes Chesson	1970
102	Derrick Lewis	1978
140	Mark Militello	1983
113	Doug Green	1985
169	Roger Boone	1987

107	Clarkston Hines	1988
276	Corey Thomas	1997
125	Richmond Flowers	1998

Maryland (11)

119	Dave Dunaway	1966
183	Cedric Jones	1981
110	Doug Green	1986
154	Clarkston Hines	1987
137	Clarkston Hines	1989
149	Aaron Shaw	1991
107	Brad Breedlove	1992
173	Richmond Flowers	1999
121	Scottie Montgomery	1999
120	Donovan Varner	2009
102	Conner Vernon	2009

Miami (2)

176	Jomar Wright	2006
165	Donovan Varner	2009

Michigan (1)

166	Marcel Courtillet	1968
-----	-------------------	------

Navy (2)

235	Eron Riley	2007
137	Eron Riley	2008

North Carolina (16)

150	Wes Chesson	1968
150	Wes Chesson	1970
151	Troy Slade	1975
102	Scott Russell	1983
101	Doug Green	1983
152	Doug Green	1985
122	Clarkston Hines	1987
138	Roger Boone	1988
104	Clarkston Hines	1988
162	Clarkston Hines	1989
107	Jon Jensen	1993
104	Stanley Dorsey	1993
174	Jon Jensen	1994
104	Bill Khayat	1994
104	Corey Thomas	1996
115	Eron Riley	2006

N.C. State (12)

114	Dave Dunaway	1966
114	Chris Castor	1980
114	Mark Militello	1982
138	Mark Militello	1983
192	Clarkston Hines	1987
101	Doug Colonna	1987
131	Clarkston Hines	1989
102	Stanley Dorsey	1991
100	Stanley Dorsey	1993
107	Kyle Moore	2000
165	Mike Hart	2001
154	Donovan Varner	2009

Northwestern (5)

131	Clarkston Hines	1988
101	Marc Mays	1990
100	Aaron Shaw	1990
124	Richmond Flowers	1998
135	Johnny Williams	2008

Pittsburgh (1)

125	Steve Lach	1941
-----	------------	------

Rice (1)

156	Dave Dunaway	1965
-----	--------------	------

Richmond (2)

180	Tom Powers	1950
115	Johnny Williams	2009

Rutgers (2)

159	Walter Jones	1991
113	Brad Breedlove	1993

South Carolina (4)

121	Tee Moorman	1960
107	Henley Carter	1968
189	Wes Chesson	1970
146	Mike Grayson	1983

Tennessee (2)

113	Chris Castor	1982
145	Clarkston Hines	1988

Texas Tech (1)

112	Clarkston Hines	1989
-----	-----------------	------

The Citadel (2)

139	Walter Jones	1988
108	Clarkston Hines	1988

Vanderbilt (3)

123	Clarkston Hines	1987
100	Doug Green	1987
243	Scottie Montgomery	1998

Virginia (12)

176	Wes Chesson	1968
106	Wes Chesson	1970
167	Cedric Jones	1981
111	Chris Castor	1982
145	Doug Green	1985
123	Doug Green	1986
103	Clarkston Hines	1988
156	Marc Wilson	1995
132	Corey Thomas	1995
172	Scottie Montgomery	1999
113	Donovan Varner	2009
103	Conner Vernon	2009

Virginia Tech (2)

104	Mark Militello	1982
128	Conner Vernon	2009

Wake Forest (12)

127	Wes Chesson	1968
135	Ron Frederick	1980
104	Cedric Jones	1980
283	Chris Castor	1982
118	Clarkston Hines	1987
119	Roger Boone	1988
251	Clarkston Hines	1989
105	Jeff Hodrick	1996
100	Mike Hart	2000
102	Ben Erdeljac	2001
143	Eron Riley	2007
174	Donovan Varner	2009

Western Carolina (2)

117	Walter Jones	1990
106	Richmond Flowers	1998

Wisconsin (1)

109	Bill Khayat	1994
-----	-------------	------

1,000-YARD RECEIVERS

1. Clarkston Hines

Year	Rec.	Yards	Avg.	TD
1986	3	9	3.00	0
1987	57	1,093	19.18	11
1988	68	1,067	15.69	10
1989	61	1,149	18.84	17
Total	189	3,318	17.56	38

2. Eron Riley

Year	Rec.	Yards	Avg.	TD
2005	11	247	22.45	2
2006	32	643	20.09	3
2007	40	830	20.75	9
2008	61	693	11.36	8
Total	144	2,413	16.76	22

3. Wes Chesson

Year	Rec.	Yards	Avg.	TD
1968	47	794	16.89	4
1969	43	525	12.21	3
1970	74	1,080	14.59	3
Total	164	2,399	14.63	10

4. Scottie Montgomery

Year	Rec.	Yards	Avg.	TD
1996	9	134	14.89	1
1997	51	633	12.41	4
1998	60	793	13.22	3
1999	51	819	16.06	5
Total	171	2,379	13.91	13

5. Corey Thomas

Year	Rec.	Yards	Avg.	TD
1994	37	558	15.08	8
1995	45	505	11.22	6
1996	38	527	13.87	4
1997	45	707	15.71	7
Total	165	2,297	13.92	25

6. Doug Green

Year	Rec.	Yards	Avg.	TD
1983	9	193	21.44	0
1984	5	67	13.40	2
1985	51	804	15.76	8
1986	46	608	13.22	6
1987	31	410	13.23	2
Total	142	2,082	14.66	18

7. Walter Jones

Year	Rec.	Yards	Avg.	TD
1988	36	578	16.06	3
1989	33	520	15.76	3
1990	19	352	18.53	5
1991	31	518	16.71	6
Total	119	1,968	16.54	17

8. Cedric Jones

Year	Rec.	Yards	Avg.	TD
1978	14	149	10.64	2
1979	18	382	21.22	3
1980	25	369	14.76	6
1981	42	832	19.81	10
Total	99	1,732	17.49	21

9. Jomar Wright

Year	Rec.	Yards	Avg.	TD
2004	18	323	17.94	1
2005	8	155	19.38	1
2006	40	561	14.03	2
2007	56	599	10.70	5
Total	122	1,638	13.43	9

10. Stanley Dorsey

Year	Rec.	Yards	Avg.	TD
1990	11	231	21.00	4
1991	18	307	17.06	2
1992	23	291	12.65	3
1993	44	678	15.41	4
Total	96	1,507	15.70	13

11. Brad Breedlove

Year	Rec.	Yards	Avg.	TD
1990	9	98	10.89	0
1991	19	399	21.00	4
1992	29	479	16.52	2
1993	35	524	14.97	2
Total	92	1,500	16.30	8

12. Mark Militello

Year	Rec.	Yards	Avg.	TD
1980	1	12	12.00	0
1981	6	74	12.33	0
1982	52	725	13.94	2
1983	63	682	10.83	3
Total	122	1,493	12.24	5

13. Roger Boone

Year	Rec.	Yards	Avg.	TD
1986	1	4	4.00	0
1987	62	587	9.47	0
1988	73	630	8.63	2
1989	32	223	6.97	2
Total	168	1,444	8.60	4

14. Richmond Flowers

Year	Rec.	Yards	Avg.	TD
1997	3	62	20.67	1
1998	48	704	14.67	4
1999	42	649	15.45	5
Total	93	1,415	15.22	10

15. Chris Castor

Year	Rec.	Yards	Avg.	TD
1979	6	65	10.83	0
1980	19	312	16.42	4
1981	2	55	27.50	0
1982	46	952	20.70	13
Total	73	1,384	18.96	17

16. Ron Frederick

Year	Rec.	Yards	Avg.	TD
1979	28	395	14.11	3
1980	27	413	15.30	2
1981	37	565	15.27	3
Total	92	1,373	14.92	8

17. Mike Hart

Year	Rec.	Yards	Avg.	TD
1998	21	289	13.76	2
1999	4	65	16.25	0
2000	31	540	17.42	0
2001	30	476	15.87	4
Total	86	1,370	15.93	6

18. Troy Slade

Year	Rec.	Yards	Avg.	TD
1973	8	191	23.88	2
1974	31	489	15.77	2
1975	43	654	15.21	0
Total	82	1,334	16.27	4

19. Ben Erdeljac

Year	Rec.	Yards	Avg.	TD
1997	4	23	5.75	0
1998	— DNP —			
1999	19	268	14.11	0
2000	31	329	10.61	1
2001	42	684	16.29	1
Total	97	1,304	13.44	2

20. Dave Colonna

Year	Rec.	Yards	Avg.	TD
1986	1	12	12.00	0
1987	22	264	12.00	1
1988	34	524	15.41	2
1989	35	495	14.14	2
Total	92	1,295	14.08	5

21. Henley Carter

Year	Rec.	Yards	Avg.	TD
1966	9	131	14.56	0
1967	17	244	14.35	1
1968	65	892	13.72	2
Total	91	1,267	13.92	3

22. Randy Cuthbert

Year	Rec.	Yards	Avg.	TD
1988	9	47	5.22	0
1989	50	470	9.40	0
1990	46	374	8.13	1
1991	5	25	5.00	0
1992	37	345	9.32	1
Total	147	1,261	8.58	2

23. Mike Grayson

Year	Rec.	Yards	Avg.	TD
1980	14	109	7.79	0
1981	21	156	7.43	0
1982	40	372	9.30	0
1983	66	582	8.82	2
Total	141	1,219	8.26	2

24. Donovan Varner

Year	Rec.	Yards	Avg.	TD
2008	21	164	7.81	1
2009	65	1,047	16.11	7
Total	86	1,211	14.08	8

25. Dave Dunaway

Year	Rec.	Yards	Avg.	TD
1964	11	138	12.55	1
1965	21	393	18.71	5
1966	43	614	14.28	3
Total	75	1,145	15.27	9

26. Stan Crisson

Year	Rec.	Yards	Avg.	TD
1961	20	241	12.05	2
1962	30	307	10.23	1
1963	48	559	11.65	7
Total	98	1,107	11.30	10

27. Tom Hall

Year	Rec.	Yards	Avg.	TD
1975	6	87	14.50	1
1976	44	594	13.50	1
1977	33	418	12.67	1
Total	83	1,099	13.24	3

28. Jon Jensen

Year	Rec.	Yards	Avg.	TD
1992	11	244	22.18	3
1993	20	310	15.50	3
1994	45	526	11.69	2
Total	76	1,080	14.21	8

29. Bill Khayat

Year	Rec.	Yards	Avg.	TD
1992	12	207	17.25	1
1993	9	76	8.44	3
1994	49	562	11.47	2
1995	23	192	8.35	1
Total	93	1,037	11.15	7

300-YARD PASSER & 100-YARD RECEIVER, GAME

1. Clemson, 1968 Passer: Leo Hart (19-34, 316 yards) Receiver: Henley Carter (13-209)	23. Maryland, 1989 Passer: Billy Ray (20-32, 308 yards) Receiver: Clarkston Hines (7-137)	45. Virginia Tech, 2009 Passer: Thaddeus Lewis (22-40, 359 yards) Receiver: Conner Vernon (4-128)
2. South Carolina, 1970 Passer: Leo Hart (22-31, 302 yards) Receiver: Wes Chesson (10-189)	24. Wake Forest, 1989 Passer: Dave Brown (24-36, 444 yards) Receiver: Clarkston Hines (6-251)	46. N.C. State, 2009 Passer: Thaddeus Lewis (40-50, 459 yards) Receiver: Donovan Varner (7-154)
3. Wake Forest, 1980 Passer: Ben Bennett (469 yards) Receiver: Ron Frederick (6-135) Receiver: Cedric Jones (7-104)	25. N.C. State, 1989 Passer: Dave Brown (27-42, 374 yards) Receiver: Clarkston Hines (6-131)	47. Maryland, 2009 Passer: Thaddeus Lewis (30-43, 371 yards) Receiver: Donovan Varner (8-120) Receiver: Conner Vernon (5-120)
4. Virginia, 1981 Passer: Ron Sally (18-26, 336 yards) Receiver: Cedric Jones (5-167)	26. North Carolina, 1989 Passer: Dave Brown (33-54, 479 yards) Receiver: Clarkston Hines (8-162)	48. Virginia, 2009 Passer: Thaddeus Lewis (24-40, 343 yards) Receiver: Donovan Varner (7-113) Receiver: Conner Vernon (7-103)
5. Clemson, 1981 Passer: Dave Brown (23-48, 385 yards) Receiver: Brad Breedlove (5-160)	27. Maryland, 1991 Passer: Dave Brown (30-42, 334 yards) Receiver: Aaron Shaw (11-149)	49. Miami, 2009 Passer: Thaddeus Lewis (20-37, 303 yards) Receiver: Donovan Varner (8-165)
6. Maryland, 1981 Passer: Ben Bennett (31-46, 397 yards) Receiver: Cedric Jones (6-183)	28. N.C. State, 1991 Passer: Dave Brown (25-41, 315 yards) Receiver: Stanley Dorsey (6-102)	50. Wake Forest, 2009 Passer: Thaddeus Lewis (28-48, 387 yards) Receiver: Donovan Varner (11-174)
7. Wake Forest, 1982 Passer: Ben Bennett (21-37, 407 yards) Receiver: Chris Castor (11-283)	29. Rutgers, 1993 Passer: Spence Fischer (28-46, 333 yards) Receiver: Brad Breedlove (7-113)	
8. N.C. State, 1982 Passer: Ben Bennett (27-41, 313 yards) Receiver: Mark Militello (9-114)	30. Army, 1993 Passer: Spence Fischer (29-36, 357 yards) Receiver: Stanley Dorsey (8-118)	
9. South Carolina, 1983 Passer: Ben Bennett (31-47, 326 yards) Receiver: Mike Grayson (12-146)	31. North Carolina, 1993 Passer: Spence Fischer (26-52, 384 yards) Receiver: Jon Jensen (3-107) Receiver: Stanley Dorsey (7-104)	
10. Clemson, 1983 Passer: Ben Bennett (34-53, 367 yards) Receiver: Mark Militello (13-132)	32. North Carolina, 1994 Passer: Spence Fischer (33-57, 395 yards) Receiver: Jon Jensen (14-174) Receiver: Bill Khayat (8-104)	
11. N.C. State, 1983 Passer: Ben Bennett (32-48, 442 yards) Receiver: Mark Militello (9-138)	33. Wisconsin, 1994 Passer: Spence Fischer (28-46, 314 yards) Receiver: Bill Khayat (11-109)	
12. North Carolina, 1983 Passer: Ben Bennett (27-35, 323 yards) Receiver: Scott Russell (7-102) Receiver: Doug Green (5-101)	34. Army, 1995 Passer: Spence Fischer (32-50, 362 yards) Receiver: Joe Opalenick (9-107)	
13. Clemson, 1987 Passer: Anthony Dilweg (23-50, 305 yards) Receiver: Clarkston Hines (6-110)	35. Virginia, 1995 Passer: Spence Fischer (35-56, 360 yards) Receiver: Marc Wilson (10-156)	
14. Maryland, 1987 Passer: Steve Slayden (31-42, 373 yards) Receiver: Clarkston Hines (8-154)	36. Georgia Tech, 1997 Passer: David Green (21-27, 335 yards) Receiver: Corey Thomas (16-276)	
15. Georgia Tech, 1987 Passer: Steve Slayden (31-50, 396 yards) Receiver: Roger Boone (12-169)	37. Vanderbilt, 1998 Passer: Bobby Campbell (21-40, 316 yards) Receiver: Scottie Montgomery (12-243)	
16. N.C. State, 1987 Passer: Steve Slayden (33-62, 458 yards) Receiver: Clarkston Hines (11-192) Receiver: Dave Colonna (6-101)	38. Maryland, 1999 Passer: Spencer Romine (27-42, 404 yards) Receiver: Richmond Flowers (8-173) Receiver: Scottie Montgomery (9-121)	
17. Northwestern, 1988 Passer: Anthony Dilweg (29-40, 353 yards) Receiver: Clarkston Hines (8-131)	39. N.C. State, 2000 Passer: D. Bryant (23-36, 310 yards) Receiver: Kyle Moore (6-107)	
18. Tennessee, 1988 Passer: Anthony Dilweg (21-32, 311 yards) Receiver: Clarkston Hines (8-145)	40. N.C. State, 2001 Passer: D. Bryant (31-53, 400 yards) Receiver: Mike Hart (10-165)	
19. The Citadel, 1988 Passer: Anthony Dilweg (19-31, 410 yards) Receiver: Walter Jones (7-139) Receiver: Clarkston Hines (3-108)	41. Clemson, 2005 Passer: Zack Asack (26-43, 328 yards) Receiver: Eron Riley (4-130) Receiver: Ben Patrick (10-100)	
20. Virginia, 1988 Passer: Anthony Dilweg (24-47, 357 yards) Receiver: Clarkston Hines (7-103)	42. Navy, 2007 Passer: Thaddeus Lewis (23-36, 428 yards) Receiver: Eron Riley (6-235)	
21. Wake Forest, 1988 Passer: Anthony Dilweg (30-49, 475 yards) Receiver: Roger Boone (13-119)	43. Navy, 2008 Passer: Thaddeus Lewis (25-35, 317 yards) Receiver: Eron Riley (8-137)	
22. North Carolina, 1988 Passer: Anthony Dilweg (29-49, 362 yards) Receiver: Roger Boone (11-138) Receiver: Clarkston Hines (8-104)	44. Richmond, 2009 Passer: Thaddeus Lewis (34-55, 350 yards) Receiver: Johnny Williams (7-115)	

300-YARD PASSER & 100-YARD RECEIVER & 100-YARD RUSHER, GAME

1. Clemson, 1968
Passer: Leo Hart (19-34, 316 yards)
Receiver: Henley Carter (13-209)
Rusher: Phil Asack (18-114)
2. South Carolina, 1970
Passer: Leo Hart (22-31, 302 yards)
Receiver: Wes Chesson (10-189)
Rusher: Art Bosetti (42-138)
3. North Carolina, 1983
Passer: Ben Bennett (27-35, 323 yards)
Receiver: Scott Russell (7-102)
Receiver: Doug Green (5-101)
Rusher: Mike Grayson (21-106)
4. The Citadel, 1988
Passer: Anthony Dilweg (19-31, 410 yards)
Receiver: Walter Jones (7-139)
Receiver: Clarkston Hines (3-108)
Rusher: Roger Boone (20-109)
5. North Carolina, 1988
Passer: Anthony Dilweg (29-49, 362 yards)
Receiver: Roger Boone (11-138)
Receiver: Clarkston Hines (8-104)
Rusher: Roger Boone (23-157)
6. Maryland, 1989
Passer: Billy Ray (20-32, 308 yards)
Receiver: Clarkston Hines (7-137)
Rusher: Randy Cuthbert (38-161)
7. Wake Forest, 1989
Passer: Dave Brown (24-36, 444 yards)
Receiver: Clarkston Hines (6-251)
Rusher: Randy Cuthbert (25-102)
8. N.C. State, 1989
Passer: Dave Brown (27-42, 374 yards)
Receiver: Clarkston Hines (6-131)
Rusher: Randy Cuthbert (37-151)
9. North Carolina, 1989
Passer: Dave Brown (33-54, 479 yards)
Receiver: Clarkston Hines (8-162)
Rusher: Randy Cuthbert (20-116)

100-YARD RECEIVER & 100-YARD RUSHER, GAME

1. Clemson, 1968
Rusher: Phil Asack (18-114)
Receiver: Henley Carter (13-209)
2. Georgia Tech, 1969
Rusher: Bob Zeirko (20-103)
Receiver: Marcel Courtillet (8-166)
3. Virginia, 1970
Rusher: Steve Jones (32-112)
Receiver: Wes Chesson (8-106)
4. Clemson, 1970
Rusher: Steve Jones (38-171)
Receiver: Wes Chesson (13-149)
5. South Carolina, 1970
Rusher: Art Bosetti (42-138)
Receiver: Wes Chesson (10-189)
6. Clemson, 1974
Rusher: Art Gore (21-102)
Receiver: Troy Slade (8-118)
7. North Carolina, 1975
Rusher: Mike Barney (12-129)
Receiver: Troy Slade (8-151)
8. Georgia Tech, 1978
Rusher: Greg Rhett (25-154)
Receiver: Derrick Lewis (2-102)
9. Tennessee, 1982
Rusher: Joel Blunk (13-101)
Receiver: Chris Castor (2-113)
10. Virginia, 1982
Rusher: Mike Grayson (8-102)
Receiver: Chris Castor (7-111)
11. North Carolina, 1983
Rusher: Mike Grayson (21-106)
Receiver: Scott Russell (7-102)
Receiver: Doug Green (5-101)
12. North Carolina, 1987
Rusher: Roger Boone (21-118)
Receiver: Clarkston Hines (5-122)
13. The Citadel, 1988
Rusher: Roger Boone (20-109)
Receiver: Walter Jones (7-139)
Receiver: Clarkston Hines (3-108)
14. North Carolina, 1988
Rusher: Roger Boone (23-157)
Receiver: Roger Boone (11-138)
Receiver: Clarkston Hines (8-104)
15. Army, 1989
Rusher: Steve Jones (38-171)
Receiver: Clarkston Hines (8-150)
16. Maryland, 1989
Rusher: Randy Cuthbert (38-161)
Receiver: Clarkston Hines (7-137)
17. Wake Forest, 1989
Rusher: Randy Cuthbert (25-102)
Receiver: Clarkston Hines (6-251)
18. N.C. State, 1989
Rusher: Randy Cuthbert (37-151)
Receiver: Clarkston Hines (6-131)
19. North Carolina, 1989
Rusher: Randy Cuthbert (20-116)
Receiver: Clarkston Hines (8-162)
20. Maryland, 1992
Rusher: Randy Cuthbert (27-101)
Receiver: Brad Breedlove (5-107)
21. Rutgers, 1993
Rusher: David Lowman (17-106)
Receiver: Brad Breedlove (7-113)
22. Western Carolina, 1998
Rusher: B.J. Hill (23-121)
Receiver: Richmond Flowers (5-106)

300-YARD PASSER & 100-YARD RUSHER, GAME

1. Clemson, 1968
Passer: Leo Hart (19-34, 316 yards)
Rusher: Phil Asack (18-114)
2. South Carolina, 1970
Passer: Leo Hart (22-31, 302 yards)
Rusher: Art Bosetti (42-138)
3. North Carolina, 1983
Passer: Ben Bennett (27-35, 323 yards)
Rusher: Mike Grayson (21-106)
4. The Citadel, 1988
Passer: Anthony Dilweg (19-31, 410 yards)
Rusher: Roger Boone (20-109)
5. N.C. State, 1988
Passer: Anthony Dilweg (33-56, 357 yards)
Rusher: Roger Boone (17-131)
6. North Carolina, 1988
Passer: Anthony Dilweg (29-49, 362 yards)
Rusher: Roger Boone (23-157)
7. Maryland, 1989
Passer: Billy Ray (20-32, 308 yards)
Rusher: Randy Cuthbert (38-161)
8. Wake Forest, 1989
Passer: Dave Brown (24-36, 444 yards)
Rusher: Randy Cuthbert (25-102)
9. N.C. State, 1989
Passer: Dave Brown (27-42, 374 yards)
Rusher: Randy Cuthbert (37-151)
10. North Carolina, 1989
Passer: Dave Brown (33-54, 479 yards)
Rusher: Randy Cuthbert (20-116)
11. Wake Forest, 2004
Passer: Mike Schneider (28-45, 300 yards)
Rusher: Cedric Dargan (24-113)

TOTAL OFFENSE & ALL-PURPOSE RECORDS

Most Total Offensive Yards, Game

1.	Anthony Dilweg	476 vs. Wake Forest, 1988
	<i>(475 passing, 1 rushing)</i>	
2.	Dave Brown	470 vs. North Carolina, 1989
	<i>(479 passing, -9 rushing)</i>	
3.	Thaddeus Lewis	467 vs. N.C. State, 2009
	<i>(459 passing, 8 rushing)</i>	
4.	Steve Slayden	454 vs. N.C. State, 1987
	<i>(458 passing, -4 rushing)</i>	
5.	Ben Bennett	447 vs. Wake Forest, 1980
	<i>(469 passing, -22 rushing)</i>	
6.	Dave Brown	446 vs. Wake Forest, 1989
	<i>(444 passing, 2 rushing)</i>	
7.	Thaddeus Lewis	437 vs. Navy, 2007
	<i>(428 passing, 9 rushing)</i>	
8.	Spence Fischer	420 vs. North Carolina, 1994
	<i>(395 passing, 25 rushing)</i>	
9.	Anthony Dilweg	415 vs. The Citadel, 1988
	<i>(410 passing, 5 rushing)</i>	
10.	Ben Bennett	414 vs. Wake Forest, 1982
	<i>(407 passing, 7 rushing)</i>	

Most Total Offensive Yards, Season

1.	Anthony Dilweg	1988	3,713
	<i>(3,824 passing, -111 rushing)</i>		
2.	Thaddeus Lewis	2009	3,378
	<i>(3,330 passing, 48 rushing)</i>		
3.	Steve Slayden	1987	2,968
	<i>(2,924 passing, 44 rushing)</i>		
4.	Ben Bennett	1983	2,950
	<i>(3,086 passing, -136 rushing)</i>		
5.	Ben Bennett	1982	2,885
	<i>(3,033 passing, -148 rushing)</i>		
6.	Dave Brown	1991	2,851
	<i>(2,794 passing, 57 rushing)</i>		
7.	Spence Fischer	1995	2,772
	<i>(2,668 passing, 104 rushing)</i>		
8.	Spence Fischer	1993	2,578
	<i>(2,561 passing, 17 rushing)</i>		
9.	D. Bryant	2001	2,469
	<i>(2,454 passing, 15 rushing)</i>		
10.	Leo Hart	1968	2,340
	<i>(2,238 passing, 102 rushing)</i>		

Most Total Offensive Yards, Career

1.	Thaddeus Lewis	2006-09	9,987
	<i>(10,065 passing, -78 rushing)</i>		
2.	Spence Fischer	1992-95	9,108
	<i>(9,019 passing, 89 rushing)</i>		
3.	Ben Bennett	1980-83	9,061
	<i>(9,614 passing, -553 rushing)</i>		
4.	Steve Slayden	1984-87	8,129
	<i>(8,004 passing, 125 rushing)</i>		
5.	Leo Hart	1968-70	6,267
	<i>(6,116 passing, 151 rushing)</i>		
6.	Dave Brown	1989-91	5,770
	<i>(5,717 passing, 53 rushing)</i>		
7.	Mike Dunn	1975-78	5,430
	<i>(3,511 passing, 1,919 rushing)</i>		
8.	Anthony Dilweg	1985-88	4,383
	<i>(4,557 passing, -174 rushing)</i>		
9.	D. Bryant	2000-01	3,821
	<i>(3,902 passing, -81 rushing)</i>		
10.	Billy Cox	1948-50	3,720
	<i>(2,455 passing, 1,265 rushing)</i>		

Most All-Purpose Yards, Game

1.	Randy Cuthbert	311 vs. Georgia Tech, 1989
	<i>(234 rushing, 56 receiving, 21 kickoff return, 0 punt return)</i>	
2.	Chris Douglas	304 vs. Florida State, 2001
	<i>(31 rushing, 85 receiving, 188 kickoff return, 0 punt return)</i>	
3.	Roger Boone	295 vs. North Carolina, 1988
	<i>(157 rushing, 138 receiving, 0 kickoff return, 0 punt return)</i>	
4.	Chris Castor	283 vs. Wake Forest, 1982
	<i>(0 rushing, 283 receiving, 0 kickoff return, 0 punt return)</i>	
5.	Robert Baldwin	277 vs. Maryland, 1994
	<i>(238 rushing, 39 receiving, 0 kickoff return, 0 punt return)</i>	
6.	Corey Thomas	276 vs. Georgia Tech, 1997
	<i>(0 rushing, 276 receiving, 0 kickoff return, 0 punt return)</i>	
7.	Scottie Montgomery	262 vs. Vanderbilt, 1998
	<i>(0 rushing, 243 receiving, 19 kickoff return, 0 punt return)</i>	
8.	Desmond Scott	259 vs. Wake Forest, 2009
	<i>(41 rushing, 7 receiving, 211 kickoff return, 0 punt return)</i>	
9.	George McAfee	256 vs. Wake Forest, 1937
	<i>(174 rushing, 48 receiving, 0 kickoff return, 34 punt return)</i>	
10.	Clarkston Hines	251 vs. Wake Forest, 1989
	<i>(0 rushing, 251 receiving, 0 kickoff return, 0 punt return)</i>	
11.	Scottie Montgomery	250 vs. Virginia, 1999
	<i>(0 rushing, 172 receiving, 78 kickoff return, 0 punt return)</i>	

Most All-Purpose Yards, Season

1.	Chris Douglas	2001	1,849
	<i>(841 rushing, 233 receiving, 775 kickoff return, 0 punt return)</i>		
2.	Scottie Montgomery	1999	1,565
	<i>(15 rushing, 819 receiving, 587 kickoff return, 144 punt return)</i>		
3.	Troy Slade	1975	1,555
	<i>(0 rushing, 654 receiving, 618 kickoff return, 283 punt return)</i>		
4.	Randy Cuthbert	1989	1,547
	<i>(1,033 rushing, 470 receiving, 54 kickoff return, 0 punt return)</i>		
5.	Mike Grayson	1983	1,499
	<i>(785 rushing, 582 receiving, 22 kickoff return, 110 punt return)</i>		
6.	Roger Boone	1988	1,466
	<i>(836 rushing, 630 receiving, 0 kickoff return, 0 punt return)</i>		
7.	Robert Baldwin	1994	1,445
	<i>(1,187 rushing, 258 receiving, 0 kickoff return, 0 punt return)</i>		
8.	Steve Jones	1970	1,443
	<i>(854 rushing, 223 receiving, 366 kickoff return, 0 punt return)</i>		
	Steve Jones	1972	1,443
	<i>(1,236 rushing, 18 receiving, 149 kickoff return, 5 punt return)</i>		
10.	Chris Douglas	2003	1,442
	<i>(1,138 rushing, 212 receiving, 93 kickoff return, 0 punt return)</i>		

Most All-Purpose Yards, Career

1.	Chris Douglas	2000-03	5,748
	<i>(3,122 rushing, 867 receiving, 1,759 kickoff return, 0 punt return)</i>		
2.	Mike Grayson	1980-83	4,381
	<i>(2,441 rushing, 1,219 receiving, 611 kickoff return, 110 punt return)</i>		
3.	Scottie Montgomery	1996-99	4,188
	<i>(150 rushing, 2,378 receiving, 1,515 kickoff return, 144 punt return)</i>		
4.	Randy Cuthbert	1988-92	4,105
	<i>(2,790 rushing, 1,261 receiving, 54 kickoff return, 0 punt return)</i>		
5.	Troy Slade	1973-76	4,079
	<i>(-33 rushing, 1,334 receiving, 1,757 kickoff return, 1,021 punt return)</i>		
6.	Steve Jones	1970-72	3,716
	<i>(2,951 rushing, 245 receiving, 515 kickoff return, 5 punt return)</i>		
7.	Roger Boone	1986-89	3,555
	<i>(1,900 rushing, 1,444 receiving, 170 kickoff return, 41 punt return)</i>		
8.	Clarkston Hines	1986-89	3,302
	<i>(-16 rushing, 3,318 receiving, 0 kickoff return, 0 punt return)</i>		
9.	Julius Grantham	1982-86	3,135
	<i>(1,989 rushing, 704 receiving, 442 kickoff return, 0 punt return)</i>		
10.	Wes Chesson	1968-70	2,888
	<i>(352 rushing, 2,399 receiving, 137 kickoff return, 0 punt return)</i>		

Most Total Offensive Plays, Game *(Rush-Pass)*

1.	Steve Slayden	62-11	73 vs. N.C. State, 1987
2.	Anthony Dilweg	57-9	66 vs. Maryland, 1988
	D. Bryant	53-13	66 vs. N.C. State, 2001
4.	Ben Bennett	62-3	65 vs. Wake Forest, 1980
5.	Spence Fischer	57-7	64 vs. North Carolina, 1994
	D. Bryant	56-8	64 vs. Clemson, 2001
7.	Spence Fischer	56-7	63 vs. Virginia, 1995
8.	Thaddeus Lewis	50-12	62 vs. N.C. State, 2009
9.	Steve Slayden	50-10	60 vs. Georgia Tech, 1987
	Anthony Dilweg	53-7	60 vs. Vanderbilt, 1988

Most Total Offensive Plays, Season *(Rush-Pass)*

1.	Anthony Dilweg	55-484	1988	539
2.	Thaddeus Lewis	86-449	2009	535
3.	Dave Brown	90-437	1991	527
4.	Ben Bennett	64-469	1983	526
5.	Spence Fischer	64-438	1995	502
6.	Steve Slayden	99-395	1987	494
7.	Ben Bennett	52-374	1982	426
8.	Thaddeus Lewis	96-360	2007	456
9.	Thaddeus Lewis	99-340	2006	439
10.	Spence Fischer	48-388	1993	436

Most Total Offensive Plays, Career *(Rush-Pass)*

1.	Thaddeus Lewis	350-1,510	2006-09	1,860
2.	Spence Fischer	243-1,369	1992-95	1,612
3.	Ben Bennett	207-1,375	1980-83	1,582
4.	Steve Slayden	342-1,204	1984-87	1,546
5.	Leo Hart	314-877	1968-70	1,191
6.	Mike Dunn	595-540	1975-78	1,135
7.	Dave Brown	147-845	1989-91	992

SCORING RECORDS

Most Points, Game

1.	Tom Powers (6 TD)	36 vs. Richmond, 1950
2.	Winston Siegfried (4 TD, 1 PAT) ²	26 vs. N.C. State, 1941
	Mike Dunn (4 TD, 1 PAT) ²	26 vs. North Carolina, 1976
4.	Tom Davis (4 TD)	24 vs. N.C. State, 1942
	Tony Benjamin (4 TD)	24 vs. Wake Forest, 1975
	Robert Baldwin (4 TD)	24 vs. Maryland, 1994
	Corey Thomas (4 TD)	24 vs. Georgia Tech, 1997
	Justin Boyle (4 TD)	24 vs. Vanderbilt, 2006
	Eron Riley (4 TD)	24 vs. Navy, 2007
10.	Tielor Robinson (3 TD, 1 PAT) ²	20 vs. N. Carolina, 2006

Most Points, Season

1.	Clarkston Hines (17 TD, 1 PAT) ²	1989	104
2.	Winston Siegfried (14 TD, 1 PAT) ²	1941	86
3.	Mike Dunn (13 TD, 1 PAT) ²	1976	80
4.	Doug Peterson (15 FG, 34 PAT)	1987	79
5.	Chris Castor (13 TD)	1982	78
	Robert Baldwin (13 TD)	1994	78
	Laymarr Marshall (13 TD)	1995	78
8.	Tom Cochran (13 FG, 37 PAT)	1994	76
9.	Will Snyderwine (17 FG, 24 PAT)	2009	75
10.	Wray Carlton (12 TD, 1 PAT) ²	1957	74
	Tom Cochran (14 FG, 32 PAT)	1995	74

Most Points, Career

1.	Sims Lenhardt (55 FG, 75 PAT)	1996-99	240
2.	Clarkston Hines (38 TD, 3 PAT) ²	1986-89	234
3.	Randy Gardner (33 FG, 122 PAT)	1989-92	221
4.	Tom Cochran (36 FG, 90 PAT)	1992-95	198
5.	Doug Peterson (37 FG, 82 PAT)	1986-88	193
6.	Tom Davis (28 TD)	1941-44	168
	Scott McKinney (32 FG, 72 PAT)	1978-81	168
8.	Brent Garber (34 FG, 60 PAT)	2000-03	162
9.	Ken Harper (31 FG, 58 PAT)	1982-85	151
10.	Corey Thomas (25 TD)	1994-97	150

Touchdown Responsibility, Game (Rush-Pass)

1.	Tom Powers (0-6)	6 vs. Richmond, 1950
	Steve Slayden (6-0)	6 vs. Georgia Tech, 1987
	Thaddeus Lewis (5-1)	6 vs. N.C. State, 2009
4.	Dave Brown (4-1)	5 vs. Wake Forest, 1989
	Thaddeus Lewis (4-1)	5 vs. Navy, 2007

Touchdown Responsibility, Season (Rush-Pass)

1.	Anthony Dilweg (24-2)	1988	26
2.	Dave Brown (20-5)	1991	25
3.	Thaddeus Lewis (20-4)	2009	24
4.	Steve Slayden (20-3)	1987	23
	Thaddeus Lewis (21-2)	2007	23
6.	Ben Bennett (20-0)	1982	20

Touchdown Responsibility, Career (Rush-Pass)

1.	Thaddeus Lewis (67-9)	2006-09	76
2.	Ben Bennett (55-2)	1980-83	57
3.	Steve Slayden (48-8)	1984-87	56
4.	Spence Fischer (48-7)	1992-95	55
5.	Dave Brown (42-7)	1989-91	49

150-POINT SCORERS

1. Sims Lenhardt

Year	TD	PAT ¹	PAT ²	FG	Pts
1996	0	15-18	0	9-15	42
1997	0	22-22	0	16-20	70
1998	0	21-21	0	16-22	69
1999	0	17-17	0	14-18	59
Total	0	75-78	0	55-75	240

2. Clarkston Hines

Year	TD	PAT ¹	PAT ²	FG	Pts
1986	0	0-0	0	0-0	0
1987	11	0-0	0	0-0	66
1988	10	0-0	2	0-0	64
1989	17	0-0	1	0-0	104
Total	38	0-0	3	0-0	234

3. Randy Gardner

Year	TD	PAT ¹	PAT ²	FG	Pts
1989	0	36-39	0	9-16	63
1990	0	26-27	0	10-13	56
1991	0	28-29	0	7-12	49
1992	0	32-32	0	7-16	53
Total	0	122-127	0	33-57	221

4. Tom Cochran

Year	TD	PAT ¹	PAT ²	FG	Pts
1992	0	0-0	0	0-0	0
1993	0	21-23	0	9-17	48
1994	0	37-40	0	13-22	76
1995	0	32-33	0	14-18	74
Total	0	90-96	0	36-57	198

5. Doug Peterson

Year	TD	PAT ¹	PAT ²	FG	Pts
1986	0	14-18	0	10-13	44
1987	0	34-36	0	15-22	79
1988	0	34-35	0	12-16	70
Total	0	82-89	0	37-51	193

6. Tom Davis

Year	TD	PAT ¹	PAT ²	FG	Pts
1941	7	0-0	0	0-0	42
1942	9	0-0	0	0-0	54
1943	4	0-0	0	0-0	24
1944	8	0-0	0	0-0	48
Total	28	0-0	0	0-0	168

6. Scott McKinney

Year	TD	PAT ¹	PAT ²	FG	Pts
1978	0	5-7	0	7-11	26
1979	0	17-17	0	7-12	38
1980	0	28-28	0	6-9	46
1981	0	22-23	0	12-20	58
Total	0	72-75	0	32-52	168

8. Brent Garber

Year	TD	PAT ¹	PAT ²	FG	Pts
2000	0	16-18	0	7-12	37
2001	0	18-20	0	6-9	36
2002	0	21-23	0	14-26	63
2003	0	5-5	0	7-12	26
Total	0	60-66	0	34-59	162

9. Ken Harper

Year	TD	PAT ¹	PAT ²	FG	Pts
1982	0	4-8	0	2-6	10
1983	0	26-28	0	10-18	56
1984	0	9-9	0	13-16	48
1985	0	19-23	0	6-16	37
Total	0	58-68	0	31-56	151

10. Corey Thomas

Year	TD	PAT ¹	PAT ²	FG	Pts
1994	8	0-0	0	0-0	48
1995	6	0-0	0	0-0	36
1996	4	0-0	0	0-0	24
1997	7	0-0	0	0-0	42
Total	25	0-0	0	0-0	150

PLACEKICKING RECORDS

Most PATs, Game

1.	Bob Gantt	9 vs. N.C. State, 1943
2.	Mike Souchak	8 vs. Richmond, 1949
3.	Vince Fusco	7 vs. Wake Forest, 1975
	Randy Gardner	7 vs. Wake Forest, 1989
	Randy Gardner	7 vs. Western Carolina, 1990
	Nick Maggio	7 vs. N.C. Central, 2009
	Will Snyderwine	7 vs. N.C. State, 2009
8.	Doug Peterson	6 vs. N.C. State, 1987
	Randy Gardner	6 vs. Rutgers, 1991
	Randy Gardner	6 vs. Colgate, 1991
	Randy Gardner	6 vs. East Carolina, 1992
	Tom Cochran	6 vs. Maryland, 1994
	Tom Cochran	6 vs. Wake Forest, 1994
	Tom Cochran	6 vs. Wake Forest, 1995

Most PATs, Season

1.	Robert Gantt	1943	41
2.	Tom Cochran	1994	37
3.	Randy Gardner	1989	36
4.	Doug Peterson	1987	34
	Doug Peterson	1988	34
6.	Mike Souchak	1949	32
	Randy Gardner	1992	32
	Tom Cochran	1995	32
9.	Scott McKinney	1980	29
	Randy Gardner	1991	28
	Nick Maggio	2008	28

Most PATs, Career

1.	Randy Gardner	1989-92	122
2.	Tom Cochran	1993-95	90
3.	Doug Peterson	1993-95	82
4.	Robert Gantt	1942-43, 46	78
5.	Mike Souchak	1948-50	76
6.	Sims Lenhardt	1996-99	75
7.	Scott McKinney	1978-81	72
8.	Brent Garber	2000-03	60
9.	Ken Harper	1982-85	58
10.	Nick Maggio	2007-present	50
11.	Jim Nelson	1954-55	46
	David Pugh	1968-70	46

Most PATs Attempted, Game

1.	Bob Gantt	10 vs. N.C. State, 1943
	Mike Souchak	10 vs. Richmond, 1949
3.	Vince Fusco	7 vs. Wake Forest, 1975
	Randy Gardner	7 vs. Wake Forest, 1989
	Randy Gardner	7 vs. Western Carolina, 1990
	Tom Cochran	7 vs. Wake Forest, 1994
	Nick Maggio	7 vs. N.C. Central, 2009
	Will Snyderwine	7 vs. N.C. State, 2009
9.	Doug Peterson	6 vs. N.C. State, 1987
	Randy Gardner	6 vs. Rutgers, 1991
	Randy Gardner	6 vs. Colgate, 1991
	Randy Gardner	6 vs. East Carolina, 1992
	Tom Cochran	6 vs. Maryland, 1994
	Tom Cochran	6 vs. Wake Forest, 1995

Most PATs Attempted, Season

1.	Robert Gantt	1943	46
2.	Tom Cochran	1994	40
3.	Randy Gardner	1989	39
4.	Mike Souchak	1949	38
5.	Doug Peterson	1987	36
6.	Doug Peterson	1988	35
7.	Bert Sutton	1945	33
	Tom Cochran	1995	33
9.	Randy Gardner	1992	32
10.	Ray Green	1951	30
	Jim Nelson	1954	30
12.	Randy Gardner	1991	29
13.	Scott McKinney	1980	28
	Ken Harper	1983	28
	Nick Maggio	2008	28

Most PATs Attempted, Career

1.	Randy Gardner	1989-92	127
2.	Tom Cochran	1993-95	96
3.	Doug Peterson	1993-95	89
4.	Mike Souchak	1948-50	88
5.	Sims Lenhardt	1996-99	78
6.	Scott McKinney	1978-81	75
7.	Ken Harper	1982-85	68
8.	Brent Garber	2000-03	66
9.	David Pugh	1968-70	56
10.	Jim Nelson	1954-55	55
—	Nick Maggio	2007-present	50

Highest PAT Percentage, Season (20 att.)

1.	Scott McKinney (28-28)	1980	1.000
	Randy Gardner (32-32)	1992	1.000
	Sims Lenhardt (22-22)	1997	1.000
	Sims Lenhardt (21-21)	1998	1.000
	Nick Maggio (28-28)	2008	1.000
	Will Snyderwine (24-24)	2009	1.000
7.	Doug Peterson (34-35)	1988	.971
8.	Tom Cochran (32-33)	1995	.970
9.	Randy Gardner (28-29)	1991	.966
10.	John Tolish (26-27)	1982	.963
	Randy Gardner (26-27)	1990	.963
12.	Scott McKinney (22-23)	1981	.957
13.	Vince Fusco (20-21)	1975	.952
14.	Scott Wolcott (19-20)	1977	.950
15.	Doug Peterson (34-36)	1987	.944

Highest PAT Percentage, Career (40 att.)

1.	Nick Maggio (50-50)	2007-p	1.000
2.	Sims Lenhardt (75-78)	1996-99	.9615
3.	Randy Gardner (122-127)	1989-92	.9606
4.	Scott McKinney (72-75)	1978-81	.960
5.	Tom Cochran (90-96)	1993-95	.938
6.	Doug Peterson (82-89)	1993-95	.921
7.	Brent Garber (60-66)	2000-03	.909
8.	Mike Souchak (76-88)	1948-50	.864
9.	Ken Harper (58-68)	1982-85	.853
10.	Jim Nelson (46-55)	1954-55	.836

Most Consecutive PATs Made

1.	Sims Lenhardt	1996-99	62
2.	Randy Gardner	1991-92	59
3.	Nick Maggio	2007-present	50
4.	Scott McKinney	1978-81	49
5.	Randy Gardner	1989-90	46
6.	Tom Cochran	1993-94	35
7.	Ken Harper	1983-85	34
8.	Tom Cochran	1994-95	29
—	Will Snyderwine	2009-present	24

Most Field Goals, Game

1.	Vince Fusco	6 vs. Clemson, 1976
2.	Doug Peterson	5 vs. Maryland, 1987
	Will Snyderwine	5 vs. Virginia, 2009
4.	David Wright	4 vs. Florida, 1971
	John Tolish	4 vs. Wake Forest, 1982
	Doug Peterson	4 vs. Vanderbilt, 1986
	Tom Cochran	4 vs. Maryland, 1993
	Sims Lenhardt	4 vs. Navy, 1997
	Sims Lenhardt	4 vs. Wake Forest, 1998
	Sims Lenhardt	4 vs. Vanderbilt, 1998
	Sims Lenhardt	4 vs. Northwestern, 1999
	Will Snyderwine	4 vs. Virginia Tech, 2009

Most Field Goals, Season

1.	Will Snyderwine	2009	17
2.	Sims Lenhardt	1997	16
	Sims Lenhardt	1998	16
4.	Doug Peterson	1987	15
5.	Tom Cochran	1995	14
	Sims Lenhardt	1999	14
	Brent Garber	2002	14
8.	Ken Harper	1984	13
	Tom Cochran	1994	13
	Matt Brooks	2004	13
11.	Vince Fusco	1976	12
	Scott McKinney	1981	12
	Doug Peterson	1988	12

Most Field Goals, Career

1.	Sims Lenhardt	1996-99	55
2.	Doug Peterson	1986-88	37
3.	Tom Cochran	1993-95	36
4.	Brent Garber	2000-03	34
5.	Randy Gardner	1989-92	33
6.	Scott McKinney	1978-81	32
7.	Ken Harper	1982-85	31
8.	Vince Fusco	1975-76	21
9.	Matt Brooks	2001-04	19
10.	Will Snyderwine	2009-present	17
11.	William Reynolds	1960-62	15
	Nick Maggio	2007-present	15

Highest Field Goal Percentage, Season (16 att.)

1.	Will Snyderwine (17-20)	2009	.850
2.	Ken Harper (13-16)	1984	.813
3.	Sims Lenhardt (16-20)	1997	.800
4.	Tom Cochran (14-18)	1995	.778
	Sims Lenhardt (14-18)	1999	.778
6.	Doug Peterson (12-16)	1988	.750
7.	Sims Lenhardt (16-22)	1998	.727
8.	Matt Brooks (13-19)	2004	.684
9.	Doug Peterson (15-22)	1987	.682
10.	Vince Fusco (12-20)	1976	.600
	Scott McKinney (12-20)	1981	.600

Highest Field Goal Percentage, Career (25 att.)

1.	Sims Lenhardt (55-75)	1996-99	.733
2.	Doug Peterson (37-51)	1986-88	.726
3.	Matt Brooks (19-28)	2001-04	.679
4.	Tom Cochran (36-57)	1993-95	.632
5.	Scott McKinney (32-52)	1978-81	.615
6.	William Reynolds (15-25)	1960-62	.600
7.	Brent Garber (34-59)	2000-03	.576
8.	Randy Gardner (33-57)	1989-92	.579
9.	Ken Harper (31-56)	1982-85	.554
10.	Vince Fusco (21-36)	1975-76	.583
—	Will Snyderwine (17-20)	2008-present	.850
—	Nick Maggio (15-23)	2007-present	.652

Most Field Goals Attempted, Game

1.	Vince Fusco	7 vs. Clemson, 1976
	Tom Cochran	7 vs. N.C. State, 1994
3.	Doug Peterson	6 vs. Maryland, 1987
4.	David Wright	5 vs. Florida, 1971
	Sims Lenhardt	5 vs. Wake Forest, 1998
	Will Snyderwine	5 vs. Virginia, 2009

Most Field Goals Attempted, Season

1.	Brent Garber	2002	26
2.	Doug Peterson	1987	22
	Tom Cochran	1994	22
	Sims Lenhardt	1998	22
5.	Vince Fusco	1976	20
	Scott McKinney	1981	20
	Sims Lenhardt	1997	20
	Will Snyderwine	2009	20
9.	Matt Brooks	2004	19
10.	Ken Harper	1983	18
	Tom Cochran	1995	18
	Sims Lenhardt	1999	18
13.	Tom Cochran	1993	17
14.	Vince Fusco	1975	16
	Scott Wolcott	1977	16
	John Tolish	1982	16
	Ken Harper	1984	16
	Ken Harper	1985	16
	Doug Peterson	1988	16
	Randy Gardner	1989	16
	Randy Gardner	1992	16

Most Field Goals Attempted, Career

1.	Sims Lenhardt	1996-99	75
2.	Brent Garber	2000-03	59
3.	Tom Cochran	1993-95	57
4.	Randy Gardner	1989-92	57
5.	Ken Harper	1982-85	56
6.	Scott McKinney	1978-81	52
7.	Doug Peterson	1986-88	51
8.	Vince Fusco	1975-76	36
9.	Matt Brooks	2001-04	28
10.	William Reynolds	1960-62	25
—	Nick Maggio	2007-present	23
—	Will Snyderwine	2008-present	20

50-Yard Field Goals, Date

1.	David Wright	51 vs. N.C. State, 1970
2.	Vince Fusco	57 vs. Clemson, 1976
3.	Doug Peterson	55 vs. North Carolina, 1987
4.	Sims Lenhardt	50 vs. Navy, 1997
5.	Sims Lenhardt	51 vs. Florida State, 1998
6.	Sims Lenhardt	50 vs. Georgia Tech, 1998
7.	Sims Lenhardt (20)	54 vs. Vanderbilt, 1998
8.	Sims Lenhardt (30)	53 vs. Vanderbilt, 1998
9.	Sims Lenhardt	50 vs. N.C. State, 1999
10.	Brent Garber	56 vs. East Carolina, 2002
11.	Brent Garber	52 vs. N.C. State, 2002
12.	Brent Garber	50 vs. Navy, 2002
13.	Brent Garber	54 vs. Tennessee, 2003
14.	Matt Brooks	53 vs. Clemson, 2004
15.	Matt Brooks	51 vs. North Carolina, 2004
16.	Joe Surgan	52 vs. Navy, 2008
17.	Joe Surgan	53 vs. North Carolina, 2008
18.	Will Snyderwine	51 vs. Wake Forest, 2009

50-Yard Field Goals, Length

1.	Vince Fusco	57 vs. Clemson, 1976
2.	Brent Garber	56 vs. East Carolina, 2002
3.	Doug Peterson	55 vs. North Carolina, 1987
4.	Sims Lenhardt	54 vs. Vanderbilt, 1998
	Brent Garber	54 vs. Tennessee, 2003
6.	Sims Lenhardt	53 vs. Vanderbilt, 1998
	Matt Brooks	53 vs. Clemson, 2004
	Joe Surgan	53 vs. North Carolina, 2008
9.	Brent Garber	52 vs. N.C. State, 2002
	Joe Surgan	52 vs. Navy, 2008
11.	David Wright	51 vs. N.C. State, 1970
	Sims Lenhardt	51 vs. Florida State, 1998
	Matt Brooks	51 vs. North Carolina, 2004
	Will Snyderwine	51 vs. Wake Forest, 2009
15.	Sims Lenhardt	50 vs. Navy, 1997
	Sims Lenhardt	50 vs. Georgia Tech, 1998
	Sims Lenhardt	50 vs. N.C. State, 1999
	Brent Garber	50 vs. Navy, 2002

Most 50+ Field Goals, Game

1.	Sims Lenhardt	2 vs. Vanderbilt, 1998
----	---------------	------------------------

Most 50+ Field Goals, Season

1.	Sims Lenhardt	1998	4
2.	Brent Garber	2002	3
3.	Matt Brooks	2004	2
	Joe Surgan	2008	2
5.	David Wright	1970	1
	Vince Fusco	1976	1
	Doug Peterson	1987	1
	Sims Lenhardt	1997	1
	Sims Lenhardt	1999	1
	Brent Garber	2003	1
	Will Snyderwine	2009	1

Most 50+ Field Goals, Career

1.	Sims Lenhardt	1996-99	6
2.	Brent Garber	2000-03	4
3.	Matt Brooks	2001-04	2
	Joe Surgan	2005-08	2
5.	David Wright	1969-71	1
	Vince Fusco	1975-76	1
	Doug Peterson	1984-87	1
	Will Snyderwine	2008-present	1

PUNTING RECORDS

Most Punts, Game

1.	Eric Tipton	20 vs. Pittsburgh, 1938
2.	Ace Parker	17 vs. Georgia Tech, 1936

Most Punts, Season

1.	Ricky Brummitt	1979	82
2.	Brian Morton	2000	77
3.	Chris Sprague	2005	76
4.	Kevin Jones	2007	75
5.	Brian Morton	1998	73
	Brian Morton	1999	73
7.	Kevin Jones	2008	71
8.	Fred Folger	1947	68
9.	Dave Dunaway	1966	65
	Steve Jones	1972	65
	Ricky Brummitt	1980	65
12.	Wes Chesson	1969	64
	Ricky Brummitt	1978	64
	Trey McDonald	2004	64
15.	Alex Feinberg	2006	63

Most Punts, Career

1.	Brian Morton	1997-00	282
2.	Ricky Brummitt	1977-80	241
3.	John Krueger	1993-96	228
	Trey McDonald	2001-04	228
5.	John Tolish	1981-84	203
6.	Kevin Jones	2007-present	200
7.	Anthony Dilweg	1985-88	199
8.	Robert Grupp	1973-76	179
9.	Wes Chesson	1968-70	153
10.	Fred Folger	1946-48	135

Most Punting Yards, Game

1.	Ace Parker	804 vs. Georgia Tech, 1936
2.	Eric Tipton	788 vs. Pittsburgh, 1938

Most Punting Yards, Season

1.	Brian Morton	2000	3,478
2.	Chris Sprague	2005	3,144
3.	Brian Morton	1999	3,125
4.	Ricky Brummitt	1979	3,064
5.	Brian Morton	1998	2,952
6.	Fred Folger	1947	2,913
7.	Kevin Jones	2008	2,899
8.	Kevin Jones	2007	2,871
9.	Ricky Brummitt	1980	2,685
10.	Steve Jones	1972	2,684
11.	John Krueger	1996	2,619
12.	Trey McDonald	2004	2,541
13.	John Krueger	1995	2,517
14.	Ricky Brummitt	1978	2,494
15.	Brian Morton	1997	2,445

Most Punting Yards, Career

1.	Brian Morton	1997-00	12,000
2.	John Krueger	1993-96	9,532
3.	Ricky Brummitt	1977-80	9,315
4.	Trey McDonald	2001-04	9,004
5.	John Tolish	1981-84	8,200
6.	Kevin Jones	2007-present	7,890
7.	Anthony Dilweg	1985-88	7,889
8.	Robert Grupp	1973-76	7,232
9.	Fred Folger	1946-48	5,655
10.	Wes Chesson	1968-70	5,553

Highest Punting Average, Season (25)

1.	Steve Lach	1941	45.89
2.	Brian Morton	2000	45.17
3.	John Krueger	1996	45.16
4.	John Tolish	1983	43.38
5.	Robert Grupp	1975	43.05
6.	Fred Folger	1947	42.84
7.	Brian Morton	1999	42.81
8.	Rodney Stewart	1965	42.51
9.	John Krueger	1994	41.90
10.	Brian Morton	1997	41.44

Highest Punting Average, Career (75)

1.	Brian Morton	1997-00	42.55
2.	Fred Folger	1946-48	41.89
3.	John Krueger	1993-96	41.81
4.	Chris Sprague	2005	41.37
5.	Steve Lach	1939-41	41.08
6.	Steve Jones	1970-72	40.56
7.	Robert Grupp	1973-76	40.40
8.	John Tolish	1981-84	40.39
9.	Tim Davis	1990-92	39.72
10.	Anthony Dilweg	1985-88	39.64
11.	Trey McDonald	2001-04	39.49
12.	Kevin Jones	2007-present	39.45
13.	Ricky Brummitt	1977-80	38.65
14.	Rodney Stewart	1963-65	37.03
15.	Billy Cox	1948-50	36.66
16.	Randy Clark	1959-61	36.39
17.	Wes Chesson	1968-70	36.29
18.	Randy Gardner	1989-92	35.64
19.	George Dutrow	1956-58	34.60
20.	Gordon Carver	1943-45	33.41

7,000-YARD PUNTERS

1. Brian Morton

Year	No.	Yards	Avg.	Lg
1997	59	2,445	41.44	58
1998	73	2,952	40.44	65
1999	73	3,125	42.81	80
2000	77	3,478	45.17	63
Total	282	12,000	42.55	80

2. John Krueger

Year	No.	Yards	Avg.	Lg
1993	50	1,966	39.32	60
1994	58	2,430	41.90	60
1995	62	2,517	40.60	66
1996	58	2,619	45.16	67
Total	228	9,532	41.81	67

3. Ricky Brummitt

Year	No.	Yards	Avg.	Lg
1977	30	1,072	35.73	54
1978	64	2,494	38.97	73
1979	82	3,064	37.37	65
1980	65	2,685	41.31	56
Total	241	9,315	38.65	73

4. Trey McDonald

Year	No.	Yards	Avg.	Lg
2001	60	2,304	38.40	53
2002	49	1,923	39.25	64
2003	55	2,236	40.66	56
2004	64	2,541	39.70	66
Total	228	9,004	39.49	66

5. John Tolish

Year	No.	Yards	Avg.	Lg
1981	60	2,280	38.00	57
1982	46	1,899	41.28	60
1983	53	2,299	43.38	64
1984	44	1,722	39.14	55
Total	203	8,200	40.39	64

6. Kevin Jones

Year	No.	Yards	Avg.	Lg
2007	75	2,871	38.28	64
2008	71	2,899	40.83	68
2009	54	2,120	39.26	59
Total	200	7,890	39.45	68

7. Anthony Dilweg

Year	No.	Yards	Avg.	Lg
1985	54	2,178	40.33	56
1986	56	2,253	40.23	59
1987	50	1,909	38.18	64
1988	39	1,549	39.72	54
Total	199	7,889	39.64	64

8. Robert Grupp

Year	No.	Yards	Avg.	Lg
1973	37	1,399	37.81	57
1974	57	2,317	40.65	60
1975	40	1,722	43.05	59
1976	45	1,794	39.87	63
Total	179	7,232	40.40	63

KICKOFF RETURN RECORDS

Most Kickoff Returns, Game

1.	Chris Douglas	8 vs. Florida State, 2001
2.	Jabari Marshall	8 vs. Wake Forest, 2007
3.	Ed Hicklin	7 vs. Clemson, 1968
	Randy Jones	7 vs. Virginia, 1990
	Jabari Marshall	7 vs. Virginia Tech, 2007
	Desmond Scott	7 vs. Wake Forest, 2009

Most Kickoff Returns, Season

1.	Tijan Redmon	1995	45
2.	Jabari Marshall	2006	38
	Jabari Marshall	2007	38
4.	Chris Douglas	2001	37
5.	Chris Douglas	2000	35
6.	Troy Slade	1975	31
	Jabari Marshall	2008	31
8.	Leroy Gallman	1993	29
9.	Ed Hicklin	1968	27
	Troy Slade	1974	27
	Richmond Flowers	1996	27

Most Kickoff Returns, Career

1.	Jabari Marshall	2006-08	107
2.	Chris Douglas	2000-03	84
3.	Troy Slade	1973-75	83
4.	Randy Jones	1987-90	81
5.	Scottie Montgomery	1996-99	63
6.	Stanley Monk	1984-87	59
7.	Quinton McCracken	1988-91	54
	Tijan Redmon	1991-95	54
	Richmond Flowers	1996-99	54
10.	Leroy Gallman	1990-93	52

Most Kickoff Return Yards, Game

1.	Leroy Gallman	231 vs. N.C. State, 1992
2.	Chris Davis	218 vs. Maryland, 2004
3.	Desmond Scott	211 vs. Wake Forest, 2009
4.	Senterrio Landrum	192 vs. Florida State, 2003
5.	Jabari Marshall	191 vs. Connecticut, 2007
6.	Chris Douglas	188 vs. Florida State, 2001
7.	Tijan Redmon	182 vs. Georgia Tech, 1995

Most Kickoff Return Yards, Season

1.	Tijan Redmon	1995	1,065
2.	Jabari Marshall	2006	953
3.	Jabari Marshall	2007	933
4.	Chris Douglas	2001	775
5.	Chris Douglas	2000	766
6.	Jabari Marshall	2008	744
7.	Senterrio Landrum	2003	709
8.	Randy Jones	1990	678
9.	Leroy Gallman	1993	674
10.	Troy Slade	1975	618

Most Kickoff Return Yards, Career

1.	Jabari Marshall	2006-08	2,630
2.	Randy Jones	1987-90	1,890
3.	Chris Douglas	2000-03	1,759
4.	Troy Slade	1973-75	1,757
5.	Scottie Montgomery	1996-99	1,515
6.	Tijan Redmon	1991-95	1,330
7.	Quinton McCracken	1988-91	1,230
8.	Richmond Flowers	1996-99	1,123
9.	Leroy Gallman	1990-93	1,284
10.	Ronnie Drummer	2004-07	1,002

Highest Kickoff Return Avg., Game (3)

1.	Cedric Jones (3-149)	49.67 vs. Wake Forest, 1979
2.	Quinton McCracken (3-142)	47.33 vs. Clemson, 1988
	Randy Jones (3-142)	47.33 vs. Wake Forest, 1990
4.	Troy Slade (3-134)	44.67 vs. North Carolina, 1973
5.	Kyle Moore (3-119)	39.37 vs. North Carolina, 2000
6.	Senterrio Landrum (5-182)	38.40 vs. Florida St., 2003
7.	Tijan Redmon (5-182)	36.40 vs. Georgia Tech, 1995
8.	Chris Davis (6-218)	36.33 vs. Maryland, 2004

Highest Kickoff Return Avg., Season (18)

1.	Senterrio Landrum (25-709)	2003	28.36
2.	Randy Jones (24-678)	1990	28.25
3.	Scottie Montgomery (21-587)	1999	27.95
4.	Cedric Jones (20-542)	1979	27.10
5.	Chris Davis (20-516)	2004	25.80
6.	Art Gore (22-563)	1976	25.59
7.	Quinton McCracken (19-483)	1988	25.42
8.	Desmond Scott (18-452)	2009	25.11
9.	Jabari Marshall (38-953)	2006	25.09
10.	Jabari Marshall (39-933)	2007	24.55

Highest Kickoff Return Avg., Career (50)

1.	Leroy Gallman (52-1,284)	1990-93	24.69
2.	Tijan Redmon (54-1,330)	1991-95	24.63
3.	Jabari Marshall (107-2,630)	2006-08	24.58
4.	Scottie Montgomery (63-1,515)	1996-99	24.05
5.	Randy Jones (81-1,890)	1987-90	23.33
6.	Quinton McCracken (54-1,230)	1988-91	22.78
7.	Troy Slade (83-1,757)	1973-75	21.17
8.	Chris Douglas (84-1,759)	2000-03	20.94
9.	Richmond Flowers (54-1,123)	1996-99	20.80
10.	Stanley Monk (59-992)	1984-87	16.81

PUNT RETURN RECORDS

Most Punt Returns, Game

1.	Elmore Hackney	11 vs. Colgate, 1936
2.	Bob Spangler	10 vs. Colgate, 1938

Most Punt Returns, Season

1.	Troy Slade	1973	39
	Troy Slade	1974	39
3.	George McAfee	1939	37
4.	Bill Hanenberg	1972	35
5.	Robert Spangler	1938	34
6.	Fred Folger	1947	33
7.	Richard Sommers	1952	31
8.	Jay Wilkinson	1962	28
9.	Rich Searl	1970	27
	Keith DuBose	1992	27

Most Punt Returns, Career

1.	Troy Slade	1973-75	101
2.	Jay Wilkinson	1961-63	65
3.	Rich Searl	1969-71	55
4.	Ronnie Hamilton	1998-01	54
5.	Adam Geis	1994-97	51
6.	John Gutekunst	1963-65	49
7.	Fred Folger	1946-48	48
8.	Buddy Luper	1942-46	46
9.	Brad Breedlove	1990-93	45
	George Gawdun	1976-79	45

Most Punt Return Yards, Game

1.	Jay Wilkinson	160 vs. N.C. State, 1961
2.	Elmore Hackney	136 vs. Colgate, 1936
3.	George Clark	119 vs. Wake Forest, 1944
4.	Bob Spangler	111 vs. Colgate, 1938
5.	Troy Slade	107 vs. Tulane, 1973

Most Punt Return Yards, Season

1.	Troy Slade	1973	440
2.	Buddy Luper	1942	426
3.	Bill Hanenberg	1972	392
4.	George McAfee	1939	365
5.	George Clark	1944	335
6.	Jay Wilkinson	1961	328
7.	Ronnie Hamilton	2001	311
8.	Keith DuBose	1992	301
9.	Robert Spangler	1938	299
10.	Troy Slade	1974	298

Most Punt Return Yards, Career

1.	Troy Slade	1973-75	1,021
2.	Jay Wilkinson	1961-63	761
3.	Buddy Luper	1942-46	664
4.	George Clark	1944-47	630
5.	Ronnie Hamilton	1998-01	557
6.	Rich Searl	1969-71	479
7.	George McAfee	1937-39	428
8.	Fred Folger	1946-48	411
9.	Bill Hanenberg	1970-72	392
10.	Adam Geis	1994-97	389

Highest Punt Return Avg., Game (3)

1.	George Clark (3-119)	39.67 vs. Wake Forest, 1944
2.	Ronnie Hamilton (3-92)	30.57 vs. Florida State, 2000
3.	Jay Wilkinson (6-160)	26.67 vs. N.C. State, 1961
4.	Ronnie Hamilton (4-92)	23.00 vs. Florida State, 2001
5.	Troy Slade (5-107)	21.40 vs. Tulane, 1973

Highest Punt Return Average, Season (12)

1.	George Clark (17-335)	1944	19.71
2.	Buddy Luper (25-426)	1942	17.04
3.	Robert Rute (15-248)	1942	16.53
4.	Ronnie Hamilton (20-311)	2001	15.55
5.	Jay Wilkinson (22-328)	1961	14.91
6.	George Clark (19-269)	1946	14.16
7.	Howard Hartley (15-205)	1943	13.67
8.	Troy Slade (23-283)	1975	12.30
9.	Billy Murphy (12-147)	1943	12.25
10.	George Gawdun (14-164)	1977	11.71
11.	Brad Breedlove (12-140)	1990	11.67
12.	Buddy Luper (19-221)	1943	11.63
13.	Jay Wilkinson (15-174)	1963	11.60
14.	Troy Slade (39-440)	1973	11.28
15.	Bill Hanenberg (35-392)	1972	11.20

Highest Punt Return Average, Career (45)

1.	Buddy Luper (46-664)	1942-46	14.43
2.	Jay Wilkinson (65-761)	1961-63	11.71
3.	Troy Slade (101-1,021)	1973-75	10.11
4.	Ronnie Hamilton (54-557)	1998-01	10.31
5.	Rich Searl (55-479)	1969-71	8.71
6.	Fred Folger (48-411)	1946-48	8.56
7.	Adam Geis (51-389)	1994-97	7.63

RETURNS FOR TOUCHDOWNS

Kickoff Returns for TDs, Date

1. Harwood Smith	95 vs. Wake Forest, 1935
2. Elmore Hackney	61 vs. South Carolina, 1935
3. Ed West	67 vs. Clemson, 1935
4. Ace Parker	105 vs. North Carolina, 1936
5. Bernie Blaney	97 vs. Pittsburgh, 1956
6. Troy Slade	94 vs. North Carolina, 1973
7. Cedric Jones	97 vs. Wake Forest, 1979
8. Greg Boone	100 vs. Tennessee, 1982
9. Quinton McCracken	96 vs. Clemson, 1988
10. Randy Jones	93 vs. Georgia Tech, 1988
11. Leroy Gallman	78 vs. Clemson, 1990
12. Randy Jones	88 vs. Western Carolina, 1990
13. Randy Jones	97 vs. Wake Forest, 1990
14. Leroy Gallman	100 vs. Tennessee, 1993
15. Scottie Montgomery	99 vs. Wake Forest, 1999
16. Chris Davis	94 vs. Maryland, 2004
17. Ronnie Drummer	100 vs. East Carolina, 2005
18. Jabari Marshall	94 vs. Connecticut, 2007

Kickoff Returns for TDs, Length

1. Ace Parker	105 vs. North Carolina, 1936
2. Greg Boone	100 vs. Tennessee, 1982
Leroy Gallman	100 vs. Tennessee, 1993
Ronnie Drummer	100 vs. East Carolina, 2005
5. Scottie Montgomery	99 vs. Wake Forest, 1999
6. Cedric Jones	97 vs. Wake Forest, 1979
Bernie Blaney	97 vs. Pittsburgh, 1956
Randy Jones	97 vs. Wake Forest, 1990
9. Quinton McCracken	96 vs. Clemson, 1988
10. Harwood Smith	95 vs. Wake Forest, 1935
11. Troy Slade	94 vs. North Carolina, 1973
Chris Davis	94 vs. Maryland, 2004
Jabari Marshall	94 vs. Connecticut, 2007
14. Randy Jones	93 vs. Georgia Tech, 1988
15. Randy Jones	88 vs. Western Carolina, 1990
16. Leroy Gallman	78 vs. Clemson, 1990
17. Ed West	67 vs. Clemson, 1935
18. Elmore Hackney	61 vs. South Carolina, 1935

Fumble Returns for TDs, Date

1. Ed Rushton	77 vs. Pittsburgh, 1956
2. Greg Stroud	25 vs. Richmond, 1979
3. Ray Farmer	0 vs. Vanderbilt, 1992
4. Duane Marks	15 vs. Georgia Tech, 1992
5. Scott Youmans	2 vs. Clemson, 1993
6. Curtiss Bunch	0 vs. Wake Forest, 1994
7. John Zuanich	62 vs. Wake Forest, 1994
8. Tijan Redmon	7 vs. Florida State, 1994
9. John Zuanich	21 vs. N.C. State, 1994
10. Darius Clark	5 vs. Clemson, 1997
11. Leon Wright	24 vs. Georgia Tech, 2007
12. Vincent Rey	37 vs. Navy, 2008
13. Vincent Rey	36 vs. North Carolina, 2008
14. Vincent Rey	16 vs. N.C. Central, 2009
15. Adam Banks	0 vs. N.C. State, 2009
16. Charlie Hatcher	7 vs. Virginia, 2009

Fumble Returns for TDs, Length

1. Ed Rushton	77 vs. Pittsburgh, 1956
2. John Zuanich	62 vs. Wake Forest, 1994
3. Vincent Rey	37 vs. Navy, 2008
4. Vincent Rey	36 vs. North Carolina, 2008
5. Greg Stroud	25 vs. Richmond, 1979
6. Leon Wright	24 vs. Georgia Tech, 2007
7. John Zuanich	21 vs. N.C. State, 1994
8. Vincent Rey	16 vs. N.C. Central, 2009
9. Duane Marks	15 vs. Georgia Tech, 1992
10. Tijan Redmon	7 vs. Florida State, 1994
Charlie Hatcher	7 vs. Virginia, 2009
12. Darius Clark	5 vs. Clemson, 1997

Punt Returns for TDs, Date

1. Ace Parker	70 vs. N.C. State, 1936
2. Elmore Hackney	52 vs. Tennessee, 1936
3. George McAfee	92 vs. Washington & Lee, 1937
4. Elmore Hackney	72 vs. North Carolina, 1937
5. Bob Baskerville	^0 vs. Virginia Tech, 1937
6. Joe Brunansky	^0 vs. Colgate, 1937
7. Elmore Hackney	55 vs. N.C. State, 1937
8. Willard Perdue	^0 vs. Pittsburgh, 1938
9. Edgar Bailey	^0 vs. North Carolina, 1939
10. Mike Karmazin	^28 vs. VMI, 1939
11. Tommy Prothro	^16 vs. Wake Forest, 1940
12. Robert Rute	58 vs. Pittsburgh, 1942
13. Buddy Luper	72 vs. Colgate, 1942
14. George Clark	95 vs. Wake Forest, 1944
15. Richard Sommers	52 vs. Washington & Lee, 1952
16. Dave Lerps	75 vs. N.C. State, 1953
17. Jay Wilkinson	63 vs. Virginia, 1961
18. Jay Wilkinson	82 vs. N.C. State, 1961
19. John Gutekunst	76 vs. Maryland, 1963
20. Stan Crisson	^0 vs. Wake Forest, 1963
21. Jay Wilkinson	72 vs. Wake Forest, 1963
22. Andy Beath	49 vs. Pittsburgh, 1966
23. Ernie Jackson	82 vs. Pittsburgh, 1969
24. Ernie Jackson	74 vs. South Carolina, 1971
25. Troy Slade	85 vs. Tulane, 1973
26. Earl Cook	35 vs. Navy, 1977
27. George Gawdun	47 vs. Navy, 1977
28. Dennis Tabron	^0 vs. Georgia Tech, 1981
29. Rodney Dickerson	^0 vs. Wake Forest, 1986
30. Rodney Dickerson	24 vs. N.C. State, 1987
31. Derrick Jackson	38 vs. Virginia, 1992
32. Brad Breedlove	43 vs. Army, 1993
33. Ray Farmer	^0 vs. Clemson, 1994
34. Brian Krenzel	^2 vs. North Carolina, 1997
35. Ronnie Hamilton	84 vs. Florida State, 2000
36. Ronnie Hamilton	68 vs. Florida State, 2001

Punt Returns for TDs, Length

1. George Clark	95 vs. Wake Forest, 1944
2. George McAfee	92 vs. Washington & Lee, 1937
3. Troy Slade	85 vs. Tulane, 1973
4. Ronnie Hamilton	84 vs. Florida State, 2000
5. Jay Wilkinson	82 vs. N.C. State, 1961
Ernie Jackson	82 vs. Pittsburgh, 1969
7. John Gutekunst	76 vs. Maryland, 1963
8. Dave Lerps	75 vs. N.C. State, 1953
9. Ernie Jackson	74 vs. South Carolina, 1971
10. Elmore Hackney	72 vs. North Carolina, 1937
Buddy Luper	72 vs. Colgate, 1942
Jay Wilkinson	72 vs. Wake Forest, 1963
13. Ace Parker	70 vs. N.C. State, 1936
14. Ronnie Hamilton	68 vs. Florida State, 2001
15. Jay Wilkinson	63 vs. Virginia, 1961
16. Robert Rute	58 vs. Pittsburgh, 1942
17. Elmore Hackney	55 vs. N.C. State, 1937
18. Elmore Hackney	52 vs. Tennessee, 1936
Richard Sommers	52 vs. Washington & Lee, 1952
20. Andy Beath	49 vs. Pittsburgh, 1966
21. George Gawdun	47 vs. Navy, 1977
22. Brad Breedlove	43 vs. Army, 1993
23. Derrick Jackson	38 vs. Virginia, 1992
24. Earl Cook	35 vs. Navy, 1977
25. Mike Karmazin	^28 vs. VMI, 1939

Blocked Field Goal Returns for TD, Date

1. Kenneth Stanford	70 vs. North Carolina, 2004
---------------------	-----------------------------

Blocked Field Goal Returns for TD, Length

1. Kenneth Stanford	70 vs. North Carolina, 2004
---------------------	-----------------------------

^Blocked punt

Interception Returns for TDs, Date

1. Jack Alexander	97 vs. North Carolina, 1935
2. Robert Spangler	45 vs. Washington & Lee, 1936
3. Carl Deane	33 vs. Colgate, 1936
4. Steve Lach	34 vs. N.C. State, 1940
5. Benny Cittadino	16 vs. Colgate, 1942
6. Al Hoover	42 vs. N.C. State, 1942
7. Jim Wolfe	31 vs. Colgate, 1942
8. Lloyd Blount	42 vs. Camp Lejeune, 1943
9. Howard Hartley	48 vs. North Carolina, 1943
10. Ed Sharkey	12 vs. Wake Forest, 1944
11. Gordon Carver	88 vs. Bogue Field, 1945
12. Gordon Carver	47 vs. N.C. State, 1945
13. Louis Allen	40 vs. N.C. State, 1947
14. Thomas Hughes	15 vs. Maryland, 1947
15. John Carey	49 vs. N.C. State, 1952
16. Bill Conner	54 vs. Pennsylvania, 1954
17. Ed Rushton	38 vs. N.C. State, 1955
18. Jack Wilson	61 vs. N.C. State, 1959
19. Jack Wilson	54 vs. Navy, 1961
20. William Reynolds	16 vs. Wake Forest, 1962
21. William Baird	52 vs. Wake Forest, 1962
22. John Gutekunst	83 vs. N.C. State, 1964
23. Bob Matheson	35 vs. North Carolina, 1965
24. Robert Foyle	33 vs. North Carolina, 1966
25. Larry Dempsey	26 vs. North Carolina, 1966
26. Ernie Jackson	54 vs. Stanford, 1971
27. Ernie Jackson	30 vs. Southern Cal, 1971
28. Carl McGee	68 vs. Army, 1975
29. Bill King	44 vs. Navy, 1977
30. Earl Cook	30 vs. South Carolina, 1977
31. Dennis Tabron	87 vs. Clemson, 1980
32. Dennis Tabron	10 vs. Virginia Tech, 1981
33. Brick Johnstone	33 vs. South Carolina, 1982
34. Wyatt Smith	16 vs. Maryland, 1989
35. Wyatt Smith	64 vs. N.C. State, 1989
36. Derrick Jackson	57 vs. Rutgers, 1991
37. Wyatt Smith	55 vs. Rutgers, 1991
38. Sean Thomas	84 vs. East Carolina, 1992
39. Sidney Wells	25 vs. Wake Forest, 1994
40. Alonzo Moyer	40 vs. Wake Forest, 1995
41. Anthony Roberts	20 vs. Wake Forest, 2001
42. Brendan Dewan	28 vs. East Carolina, 2002
43. Malcolm Ruff	42 vs. Georgia Tech, 2003
44. John Talley	62 vs. Connecticut, 2004
45. John Talley	85 vs. Maryland, 2004
46. John Talley	50 vs. Florida State, 2006
47. Patrick Bailey	21 vs. North Carolina, 2006
48. Jabari Marshall	42 vs. Virginia, 2008
49. Leon Wright	51 vs. Army, 2009
50. Leon Wright	33 vs. Army, 2009

Interception Returns for TDs, Length

1. Jack Alexander	97 vs. North Carolina, 1935
2. Gordon Carver	88 vs. Bogue Field, 1945
3. Dennis Tabron	87 vs. Clemson, 1980
4. John Talley	85 vs. Maryland, 2004
5. Sean Thomas	84 vs. East Carolina, 1992
6. John Gutekunst	83 vs. N.C. State, 1964
7. Carl McGee	68 vs. Army, 1975
8. Wyatt Smith	64 vs. N.C. State, 1989
9. John Talley	62 vs. Connecticut, 2004
10. Jack Wilson	61 vs. N.C. State, 1959
11. Derrick Jackson	57 vs. Rutgers, 1991
12. Wyatt Smith	55 vs. Rutgers, 1991
13. Bill Conner	54 vs. Pennsylvania, 1954
Jack Wilson	54 vs. Navy, 1961
Ernie Jackson	54 vs. Stanford, 1971
16. William Baird	52 vs. Wake Forest, 1962
17. Leon Wright	51 vs. Army, 2009

TOUCHDOWN RETURN RECORDS

Most Kickoff Returns For TD, Game

1.	18 tied with	1
	last by Jabari Marshall	94 vs. Connecticut, 2007

Most Kickoff Returns for TD, Season

1.	Randy Jones	1990	2
----	-------------	------	---

Most Kickoff Returns for TD, Career

1.	Randy Jones	1987-90	3
----	-------------	---------	---

Most Punt Returns For TD, Game

1.	36 tied with	1
	last by Ronnie Hamilton	68 vs. Florida State, 2001

Most Punt Returns for TD, Season

1.	Elmore Hackney	1937	2
	Jay Wilkinson	1961	2

Most Punt Returns for TD, Career

1.	Elmore Hackney	1934-36	3
	Jay Wilkinson	1961-63	3
3.	Ernie Jackson	1969-71	2
	Rodney Dickerson	1984-87	2
	Ronnie Hamilton	1998-01	2

Most Fumble Returns For TD, Game

1.	16 tied with	1
	last by Charlie Hatcher vs. Virginia, 2009	

Most Fumble Returns for TD, Season

1.	John Zuanich	1994	2
	Vincent Rey	2008	2

Most Fumble Returns for TD, Career

1.	Vincent Rey	2006-09	3
2.	John Zuanich	1992-95	2

Most Interception Returns For TD, Game

1.	Leon Wright	2 vs. Army, 2009
----	-------------	------------------

Most Interception Returns for TD, Season

1.	Gordon Carver	1945	2
	Ernie Jackson	1971	2
	Wyatt Smith	1989	2
	John Talley	2004	2
	Leon Wright	2009	2

Most Interception Returns for TD, Career

1.	Wyatt Smith	1988-91	3
	John Talley	2003-06	3
3.	Gordon Carver	1942-45	2
	Jack Wilson	1959-61	2
	Ernie Jackson	1969-71	2
	Dennis Tabron	1978-81	2
	Leon Wright	2006-09	2

Most Blocked FG Returns For TD, Game

1.	Kenneth Stanford	1 vs. North Carolina, 2004
----	------------------	----------------------------

Most Blocked FG Returns for TD, Season

1.	Kenneth Stanford	2004	1
----	------------------	------	---

Most Blocked FG Returns For TD, Career

1.	Kenneth Stanford	2001-04	1
----	------------------	---------	---

DEFENSIVE RECORDS

Most Tackles, Game

1.	Mike Junkin	25 vs. Northwestern, 1986
2.	Keith Stoneback	23 vs. N.C. State, 1973
3.	Emmett Tilley	22 vs. East Carolina, 1980
	Mike Junkin	22 vs. Clemson, 1986
	Erwin Sampson	22 vs. Army, 1990
	Chike Egbuniwe	22 vs. N.C. State, 1997
	Terrell Smith	22 vs. Rice, 2003
8.	Darrell Spells	21 vs. Northwestern, 1990
	Ray Farmer	21 vs. Army, 1995
10.	Emmett Tilley	20 vs. Tennessee, 1982
	Erwin Sampson	20 vs. N.C. State, 1988
	Jamyon Small	20 vs. Wake Forest, 2001
	Michael Taullilli	20 vs. North Carolina, 2008
14.	Jimmy Tyson	19 vs. N.C. State, 1979
	Jimmy Tyson	19 vs. Clemson, 1981
	Mike Junkin	19 vs. Virginia, 1985
	Erwin Sampson	19 vs. Clemson, 1988
	Erwin Sampson	19 vs. Army, 1989
	Mark Allen	19 vs. Army, 1990
	Darrell Spells	19 vs. Vanderbilt, 1992
	Chike Egbuniwe	19 vs. Maryland, 1996
	Chike Egbuniwe	19 vs. Northwestern, 1997
23.	Rich Searl	18 vs. West Virginia, 1970
	Keith Stoneback	18 vs. Purdue, 1974
	Jim Reilly	18 vs. Tennessee, 1976
	Jimmy Tyson	18 vs. North Carolina, 1980
	Emmett Tilley	18 vs. Virginia Tech, 1981
	Pete Stubbs	18 vs. Wake Forest, 1985
	Nick Buoniconti	18 vs. Georgia Tech, 1982
	Mike Junkin	18 vs. N.C. State, 1983
	Mike Junkin	18 vs. Georgia Tech, 1985
	Mike Junkin	18 vs. Georgia, 1986
	Mike Diminick	18 vs. Georgia, 1986
	Mike Junkin	18 vs. Virginia, 1986
	Dave Demore	18 vs. Georgia Tech, 1986
	Jim Godfrey	18 vs. Wake Forest, 1987
	Erwin Sampson	18 vs. The Citadel, 1988
	Billy Granville	18 vs. Army, 1994
	Carlos Bagley	18 vs. North Carolina, 1994
	Ryan Fowler	18 vs. Rice, 2001
	Michael Taullilli	18 vs. N.C. State, 2008
42.	Keith Stoneback	17 vs. Army, 1974
	Greg Pritchard	17 vs. South Carolina, 1978
	Derrick Mashore	17 vs. Georgia Tech, 1978
	F.A. Martin	17 vs. Clemson, 1979
	Jimmy Tyson	17 vs. East Carolina, 1980
	Emmett Tilley	17 vs. South Carolina, 1982
	Emmett Tilley	17 vs. Virginia Tech, 1982
	Mike Junkin	17 vs. Ohio, 1985
	Mike Junkin	17 vs. Maryland, 1986
	Andy Andreask	17 vs. Georgia Tech, 1986
	Mike Junkin	17 vs. Wake Forest, 1986
	Jim Godfrey	17 vs. Vanderbilt, 1987
	Erwin Sampson	17 vs. Wake Forest, 1988
	Ron Sally	17 vs. North Carolina, 1988
	Darrell Spells	17 vs. Army, 1989
	Tawambi Settles	17 vs. Northwestern, 1996
	Tawambi Settles	17 vs. Army, 1996
	Billy Granville	17 vs. Maryland, 1996
	Darius Clark	17 vs. N.C. State, 1998
	Ryan Fowler	17 vs. Georgia Tech, 2001
	Vincent Rey	17 vs. Connecticut, 2007

63.	Keith Stoneback	16 vs. Alabama, 1972
	Ernest Clark	16 vs. Purdue, 1973
	Craig Stephenson	16 vs. Army, 1974
	Dave Meier	16 vs. Georgia Tech, 1975
	Dave Meier	16 vs. Southern Cal, 1975
	Joe Rowe	16 vs. N.C. State, 1980
	Jimmy Tyson	16 vs. Maryland, 1980
	Jimmy Tyson	16 vs. Ohio State, 1981
	Jimmy Tyson	16 vs. North Carolina, 1981
	Ralph Alderman	16 vs. South Carolina, 1982
	Emmett Tilley	16 vs. Navy, 1982
	Nick Buoniconti	16 vs. Indiana, 1984
	Mike Junkin	16 vs. Georgia Tech, 1986
	Jim Godfrey	16 vs. Georgia Tech, 1986
	Mike Junkin	16 vs. N.C. State, 1986
	Anthony Allen	16 vs. Rutgers, 1987
	Jim Godfrey	16 vs. Maryland, 1987
	John Howell	16 vs. Virginia, 1988
	Erwin Sampson	16 vs. Clemson, 1989
	Kurt Ligos	16 vs. Georgia Tech, 1990
	Brad Sherrod	16 vs. Rutgers, 1993
	Brad Sherrod	16 vs. Virginia, 1993
	Chike Egbuniwe	16 vs. Wake Forest, 1995
	Billy Granville	16 vs. Navy, 1996
	Billy Granville	16 vs. Clemson, 1996
	Todd DeLamielleure	16 vs. Georgia Tech, 1998
	Darius Clark	16 vs. Vanderbilt, 1999
	Lamar Grant	16 vs. Georgia Tech, 1999
	Michael Taullilli	16 vs. Virginia, 2008

Most Tackles, Season

1.	Mike Junkin	1986	188
2.	Rich Searl	1970	173
3.	Emmett Tilley	1981	164
4.	Mike Junkin	1985	162
5.	Erwin Sampson	1988	150
	Dave Meier	1975	150
7.	Ryan Fowler	2002	145
8.	Jim Godfrey	1987	144
9.	Terrell Smith	2003	140
	Michael Taullilli	2008	140
11.	Jim Reilly	1976	137
12.	Ryan Fowler	2003	136
13.	Jimmy Tyson	1981	135
14.	Carl McGee	1977	134
	Carl McGee	1978	134
	Billy Granville	1996	134
17.	Chike Egbuniwe	1997	132
18.	Carl McGee	1976	130
	Hank Rossell	1976	130
20.	Ryan Stallmeyer	1997	128
21.	Ryan Fowler	2001	127
22.	Jimmy Tyson	1980	125
23.	Darrell Spells	1991	124
24.	Mark Allen	1990	121
25.	Darrell Spells	1992	119
26.	Pete Stubbs	1985	117
	John Howell	1988	117
28.	Emmett Tilley	1982	116
	George Edwards	1989	116
	Mark Allen	1991	116
31.	Billy Granville	1994	115
32.	Carl McGee	1975	113
	Brad Sherrod	1993	113
34.	Ray Farmer	1995	111
	Vincent Rey	2007	111
36.	Ryan Stallmeyer	1999	110
37.	Vincent Rey	2008	109
38.	Darrell Spells	1990	108
	Scott Berdan	1992	108
	Michael Taullilli	2007	108
41.	Tawambi Settles	1996	106
42.	Mike Junkin	1984	105
	Terrell Smith	2002	105
44.	F.A. Martin	1980	104
	Erwin Sampson	1989	104
46.	Mike Diminick	1986	103
	Chike Egbuniwe	1996	103
	Todd DeLamielleure	1999	103
49.	Derrick Mashore	1978	102
50.	Andy Schoenhof	1976	101
	Erwin Sampson	1990	101
52.	Lewis King	1977	100
	Emmett Tilley	1980	100
	Jim Godfrey	1986	100
	John Zuanich	1994	100

Most Tackles, Career

1.	Mike Junkin	1983-86	513
2.	Carl McGee	1975-78	511
3.	Ryan Fowler	2000-03	495
4.	Michael Taullilli	2005-08	434
5.	Erwin Sampson	1988-91	425
6.	Darrell Spells	1989-92	419
7.	Emmett Tilley	1979-82	405
8.	Billy Granville	1992-96	374
9.	Ryan Stallmeyer	1996-99	348
10.	Jim Tyson	1979-81	338
11.	Vincent Rey	2006-09	330
12.	Chike Egbuniwe	1994-97	328
13.	Mark Allen	1988-91	310

Most Interceptions, Game

1. Jerry Barger	3 vs. North Carolina, 1954
Mike Davies	3 vs. West Virginia, 1971
Dennis Tabron	3 vs. Clemson, 1980

Most Interceptions, Season

1. George Skipworth	1949	9
2. Jerry Barger	1954	7
Rich Searl	1970	7
John Talley	2006	7
5. John Friedlund	1948	6
Jerry Barger	1953	6
Dale Boyd	1955	6
Craig Hoskins	1979	6
Bill Obremsky	1981	6
Wyatt Smith	1989	6

Most Interceptions, Career

1. John Talley	2003-06	18
2. Rich Searl	1969-71	16
3. Fred Folger	1946-48	13
Jerry Barger	1952-54	13
Wyatt Smith	1988-91	13
6. Robert Brodhead	1956-58	10
Leon Wright	2006-09	10
8. George Skipworth	1947-49	9
Jack Wilson	1959-61	9
Mike Davies	1969-71	9
William Hanenberg	1970-72	9
Craig Hoskins	1977-79	9
Dennis Tabron	1978-81	9

Most Interception Return Yards, Game

1. Dennis Tabron	128 vs. Clemson, 1980
------------------	-----------------------

Most Interception Return Yards, Season

1. John Talley	2004	172
2. Fred Folger	1947	165
3. John Talley	2006	150
4. Leon Wright	2009	146
5. Gordon Carver	1945	135
6. Dennis Tabron	1980	132
7. Robert Bickel	1950	118
Jack Wilson	1959	118
9. Sean Thomas	1992	113
10. Wyatt Smith	1989	110

Most Interception Return Yards, Career

1. John Talley	2003-06	395
2. Fred Folger	1946-48	283
3. Jack Wilson	1959-61	223
4. Rich Searl	1969-71	197
5. Wyatt Smith	1988-91	189
6. Dennis Tabron	1978-81	177
7. Gordon Carver	1942-45	160
8. Sean Thomas	1990-93	157
9. Leon Wright	2006-09	155
10. Bob Bickel	1950-51	148

Most Tackles For Loss, Game

1. David Dusek	5.0 vs. Clemson, 1975
Emmett Tilley	5.0 vs. Virginia Tech, 1980
Phillip Alexander	5.0 vs. Northwestern, 2003
Phillip Alexander	5.0 vs. Florida State, 2003
5. Greg Blackwell	4.0 vs. South Carolina, 1984
Chris Combs	4.0 vs. Wake Forest, 1998
Chris Combs	4.0 vs. Northwestern, 1999
Shawn Johnson	4.0 vs. Northwestern, 2002
Vincent Rey	4.0 vs. Navy, 2008

Most Tackles For Loss, Season

1. Reggie Andrews	1985	21.5
2. Shawn Johnson	2002	19.5
3. Charles Bowser	1981	18.5
Matt Zielinski	2002	18.5
Phillip Alexander	2003	18.5
6. Matt Zielinski	2002	18.0
7. David Waffle	1992	17.0
Chris Combs	1997	17.0
9. John Zuanich	1994	16.0
10. Mike Junkin	1986	15.0
Chris Combs	1999	15.0
Ryan Fowler	2002	15.0

Most Tackles For Loss, Career

1. Chris Combs	1996-99	57.7
2. Ryan Fowler	2000-03	47.5
3. Michael Tauiliili	2005-08	46.0
4. Matt Zielinski	2000-03	41.5
5. James Kirkland	1992-95	41.0
6. Vince Oghobaase	2006-09	36.5
7. Mike Junkin	1983-86	36.0
8. Reggie Andrews	1983-85	34.5
9. David Waffle	1990-93	31.0
10. Kevin Lewis	1996-99	30.5
11. Scott Youmans	1989-93	30.0

Most Quarterback Sacks, Game

1. Travis Pearson	3.0 vs. Vanderbilt, 1991
Ryan Stallmeyer	3.0 vs. Clemson, 1999
Shawn Johnson	3.0 vs. Clemson, 2002
Phillip Alexander	3.0 vs. Florida State, 2003

Most Sacks, Season

1. Charles Bowser	1981	17.5
2. Shawn Johnson	2002	12.0
3. Reggie Andrews	1985	10.5
4. Chris Combs	1996	8.0
5. James Kirkland	1993	7.0
Ryan Fowler	2000	7.0
Matt Zielinski	2003	7.0
8. Phillip Alexander	2003	6.5
9. Duane Marks	1991	6.0
David Hawkins	1994	6.0
Chris Combs	1997	6.0
Vince Oghobaase	2008	6.0
Greg Akinbiyi	2008	6.0
Ayanga Okpokowuruk	2009	6.0

Most Sacks, Career

1. Charles Bowser	1978-81	22.0
2. Chris Combs	1996-99	20.0
3. Reggie Andrews	1983-85	16.0
4. Shawn Johnson	2000-02	15.0
5. Vince Oghobaase	2006-09	14.0
6. James Kirkland	1992-95	13.0
Ryan Fowler	2000-03	13.0
8. David Waffle	1990-93	12.0
Matt Zielinski	2000-03	12.0
10. Dan Yellott	1978-81	11.5
Scott Youmans	1989-93	11.5
Travis Pearson	1990-93	11.5
13. Ayanga Okpokowuruk	2006-09	11.0

Most Pass Break Ups, Game

1. Quinton McCracken	6 vs. N.C. State, 1989
2. Ronnie Hamilton	5 vs. Northwestern, 1999
3. John Talley	4 vs. Maryland, 2004
Vincent Rey	4 vs. Northwestern, 2007

Most Pass Break Ups, Season

1. Erwin Sampson	1989	15
2. John Talley	2004	14
3. Richard Sommers	1978	13
Wyatt Smith	1988	13
Quinton McCracken	1989	13
6. Kenneth Stanford	2002	12
7. Brandon Pollock	1984	11
Fonda Williams	1985	11
Tawambi Settles	1997	11
Ronnie Hamilton	1999	11
Kenneth Stanford	2003	11

Most Pass Break Ups, Career

1. John Talley	2003-06	33
2. Erwin Sampson	1988-91	32
Wyatt Smith	1988-91	32
4. Ronnie Hamilton	1998-01	30
Kenneth Stanford	2001-04	30
6. Lamar Grant	1996-99	28
7. Quinton McCracken	1988-91	24
8. Fonda Williams	1985-89	22
9. Leon Wright	2006-09	20
10. Deonto McCormick	2002-06	19
11. Joby Branion	1981-84	18
Tawambi Settles	1994-97	18
Alex Green	2001-04	18

Most Games, 16+ Tackles, Season

1.	Mike Junkin	1986	8
2.	Emmett Tilley	1982	4
	Erwin Sampson	1988	4
4.	Mike Junkin	1985	3
	Jimmy Tyson	1980	3
	Jimmy Tyson	1981	3
	Jim Godfrey	1987	3
	Billy Granville	1996	3
	Michael Tauiliili	2008	3
10.	Keith Stoneback	1974	2
	Dave Meier	1975	2
	Erwin Sampson	1988	2
	Brad Sherrod	1993	2
	Tawambi Settles	1996	2
	Chike Egbuniwe	1997	2
	Ryan Fowler	2001	2

Most Games, 16+ Tackles, Career

1.	Mike Junkin	1983-86	12
2.	Jimmy Tyson	1978-81	7
	Erwin Sampson	1988-91	7
4.	Emmett Tilley	1979-81	6
5.	Keith Stoneback	1972-74	4
	Jim Godfrey	1984-87	4
	Billy Granville	1993-96	4
	Chike Egbuniwe	1994-97	4
9.	Darrell Spells	1989-92	3
	Michael Tauiliili	2005-08	3

Most Seasons, 100 Tackles

1.	Carl McGee	1975-76-77-78	4
2.	Emmett Tilley	1980-81-82	3
	Mike Junkin	1984-85-86	3
	Erwin Sampson	1988-89-91	3
	Darrell Spells	1990-91-92	3
	Ryan Fowler	2001-02-03	3
7.	Jimmy Tyson	1980-81	2
	Jim Godfrey	1986-87	2
	Mark Allen	1990-91	2
	Billy Granville	1994, 96	2
	Chike Egbuniwe	1996-97	2
	Ryan Stallmeyer	1997, 99	2
	Terrell Smith	2002-03	2
	Michael Tauiliili	2007-08	2
	Vincent Rey	2007-08	2

300-TACKLE DEFENSIVE PLAYERS

1. Mike Junkin

Year	Solo	Ast.	Total
1983	34	24	58
1984	49	56	105
1985	105	57	162
1986	110	78	188
Total	298	215	513

2. Carl McGee

Year	Solo	Ast.	Total
1975			113
1976			130
1977	59	75	134
1978	49	85	134
Total			511

3. Ryan Fowler

Year	Solo	Ast.	Total
2000	59	28	87
2001	70	57	127
2002	78	67	145
2003	79	57	136
Total	286	209	495

4. Michael Tauiliili

Year	Solo	Ast.	Total
2005	56	36	92
2006	32	62	94
2007	53	55	108
2008	63	77	140
Total	204	230	434

5. Erwin Sampson

Year	Solo	Ast.	Total
1988	88	62	150
1989	52	52	104
1990	55	46	101
1991	36	24	70
Total	286	209	425

6. Darrell Spells

Year	Solo	Ast.	Total
1989	32	36	68
1990	52	56	108
1991	73	51	124
1992	71	48	119
Total	228	191	419

7. Emmett Tilley

Year	Solo	Ast.	Total
1979	7	18	25
1980	58	42	100
1981	91	73	164
1982	88	28	116
Total	244	161	405

8. Billy Granville

Year	Solo	Ast.	Total
1992	1	0	1
1993	27	27	54
1994	69	45	115
1995	49	21	70
1996	61	73	134
Total	207	166	374

9. Ryan Stallmeyer

Year	Solo	Ast.	Total
1996	14	11	25
1997	75	53	128
1998	45	40	85
1999	70	40	110
Total	204	144	348

10. Jim Tyson

Year	Solo	Ast.	Total
1979	30	48	78
1980	73	52	125
1981	76	59	135
Total	179	159	338

11. Vincent Rey

Year	Solo	Ast.	Total
2006	5	7	12
2007	49	62	111
2008	65	44	109
2009	44	54	98
Total	163	167	330

12. Chike Egbuniwe

Year	Solo	Ast.	Total
1994	0	9	9
1995	55	29	84
1996	52	51	103
1997	82	50	132
Total	189	139	328

13. Mark Allen

Year	Solo	Ast.	Total
1988	12	23	35
1989	17	21	38
1990	54	67	121
1991	61	55	116
Total	144	166	310

FRESHMAN PASSING RECORDS

Most Passing Yards, Quarter

1.	Dave Brown (2nd)	167 vs. N.C. State, 1989
2.	Ben Bennett (1st)	166 vs. Wake Forest, 1980
3.	Dave Brown (2nd)	157 vs. North Carolina, 1989

Most Passing Yards, Half

1.	Dave Brown (1st)	291 vs. North Carolina, 1989
2.	Dave Brown (1st)	282 vs. N.C. State, 1989
3.	Ben Bennett (1st)	276 vs. Wake Forest, 1980

Most Passing Yards, Game

1.	Dave Brown	479 vs. North Carolina, 1989
2.	Ben Bennett	469 vs. Wake Forest, 1980
3.	Dave Brown	444 vs. Wake Forest, 1989
4.	Dave Brown	374 vs. N.C. State, 1989
5.	Zack Asack	328 vs. Clemson, 2005
6.	Thaddeus Lewis	305 vs. Wake Forest, 2006

Most Passing Yards, Season

1.	Thaddeus Lewis	2006	2,134
2.	Ben Bennett	1980	2,050
3.	Spence Fischer	1992	1,505
4.	Dave Brown	1989	1,479
5.	Steve Slayden	1984	1,229
6.	Mike Schneider	2003	1,220
7.	Zack Asack	2005	966
8.	Bobby Campbell	1997	925

Highest Pass Completion Pct., Game (15 att.)

1.	Dave Brown (15-20)	.750 vs. Virginia, 1989
----	--------------------	-------------------------

Highest Pass Completion Pct., Season (200 att.)

1.	Steve Slayden	1984	.559
2.	Thaddeus Lewis	2006	.529
3.	Ben Bennett	1980	.527
4.	Mike Schneider	2003	.466

Most Touchdown Passes, Game

1.	Dave Brown	4 vs. Wake Forest, 1989
	Dave Brown	4 vs. North Carolina, 1989
	Thaddeus Lewis	4 vs. North Carolina, 2006
4.	Spence Fischer	3 vs. East Carolina, 1992

Most Touchdown Passes, Season

1.	Dave Brown	1989	14
2.	Ben Bennett	1980	11
	Thaddeus Lewis	2006	11
4.	Spence Fischer	1992	8
5.	Zack Asack	2005	5
6.	Steve Slayden	1984	4
	Mike Schneider	2003	4
	Sean Renfree	2009	4

Touchdown-to-Interception Ratio, Season (10 TD)

1.	Dave Brown (14-6)	2.33-1	1989
----	-------------------	--------	------

Most Games with 20+ Pass Completions, Season

1.	Thaddeus Lewis	2006	4
2.	Dave Brown	1989	3
3.	Ben Bennett	1980	2

Most Games with 30+ Pass Completions, Season

1.	Ben Bennett	1980	1
	Dave Brown	1989	1

Most Pass Completions, Quarter

1.	Ben Bennett (2nd)	14 vs. Wake Forest, 1980
	Thaddeus Lewis (4th)	14 vs. Miami, 2006
3.	Dave Brown (1st)	12 vs. North Carolina, 1989
4.	Dave Brown (2nd)	10 vs. N.C. State, 1989

Most Pass Completions, Half

1.	Ben Bennett (1st)	23 vs. Wake Forest, 1980
	Dave Brown (1st)	23 vs. North Carolina, 1989

Most Pass Attempts, Quarter

1.	Thaddeus Lewis (4th)	22 vs. Miami, 2006
2.	Ben Bennett (2nd)	20 vs. Wake Forest, 1980
	Dave Brown (1st)	20 vs. North Carolina, 1989
	Mike Schneider (4th)	20 vs. Maryland, 2003
5.	Dave Brown (2nd)	19 vs. North Carolina, 1989

Most Pass Attempts, Half

1.	Dave Brown (1st)	39 vs. North Carolina, 1989
2.	Ben Bennett (1st)	31 vs. Wake Forest, 1980
	Ben Bennett (2nd)	31 vs. Wake Forest, 1980
4.	Thaddeus Lewis (2nd)	27 vs. Miami, 2006
5.	Zack Asack (2nd)	26 vs. Clemson, 2005

Most Pass Attempts, Game

1.	Ben Bennett	62 vs. Wake Forest, 1980
2.	Dave Brown	54 vs. North Carolina, 1989
3.	Mike Schneider	47 vs. Maryland, 2003
4.	Zack Asack	43 vs. Clemson, 2005
5.	Steve Slayden	42 vs. North Carolina, 1984
	Dave Brown	42 vs. N.C. State, 1989
7.	Thaddeus Lewis	41 vs. Florida State, 2006
8.	Thaddeus Lewis	40 vs. Miami, 2006
	Thaddeus Lewis	40 vs. Boston College, 2006

Most Pass Attempts, Season

1.	Thaddeus Lewis	2006	340
2.	Ben Bennett	1980	330
3.	Mike Schneider	2003	208
4.	Steve Slayden	1984	202
5.	Spence Fischer	1992	197

Most Pass Completions, Game

1.	Ben Bennett	38 vs. Wake Forest, 1980
2.	Dave Brown	33 vs. North Carolina, 1989
3.	Steve Slayden	27 vs. North Carolina, 1984
	Dave Brown	27 vs. N.C. State, 1984
5.	Zack Asack	26 vs. Clemson, 2005
6.	Dave Brown	24 vs. Wake Forest, 1989
7.	Ben Bennett	21 vs. Clemson, 1980
	Thaddeus Lewis	21 vs. Wake Forest, 2006
	Thaddeus Lewis	21 vs. Miami, 2006
10.	Spence Fischer	20 vs. East Carolina, 1992
	Thaddeus Lewis	20 vs. Boston College, 2006
	Thaddeus Lewis	20 vs. North Carolina, 2006

Most Pass Completions, Season

1.	Thaddeus Lewis	2006	180
2.	Ben Bennett	1980	174
3.	Steve Slayden	1984	113
	Spence Fischer	1992	113
5.	Mike Schneider	2003	97

Most Pass Attempts Without An INT, Game

1.	Thaddeus Lewis	41 vs. Florida State, 2006
----	----------------	----------------------------

Average Yards Per Attempt, Game

1.	Dave Brown (36-444)	12.33 vs. Wake Forest, 1989
----	---------------------	-----------------------------

Average Yards Per Attempt, Season

1.	Thaddeus Lewis (340-2,134)	2006	6.28
2.	Ben Bennett (330-2,050)	1980	6.21
3.	Steve Slayden (202-1,229)	1984	6.08
4.	Mike Schneider (208-1,220)	2003	5.87

Average Yards Per Completion, Game

1.	Dave Brown (24-444)	18.50 vs. Wake Forest, 1989
2.	Spence Fischer (10-175)	17.50 vs. Maryland, 1992
3.	Steve Slayden (8-133)	16.63 vs. Maryland, 1984
4.	Spence Fischer (11-179)	16.27 vs. Florida St., 1992

Average Yards Per Completion, Season

1.	Mike Schneider (97-1,220)	2003	12.58
2.	Thaddeus Lewis (180-2,134)	2006	12.02
3.	Ben Bennett (174-2,050)	1980	11.78
4.	Steve Slayden (113-1,229)	1984	10.88

Highest Pass Efficiency, Game (15 att.)

1.	Dave Brown	201.38 vs. Wake Forest, 1989
	(24-36, 444 yards, 4 TD, 1 INT)	
2.	Dave Brown	171.20 vs. Virginia, 1989
	(15-20, 135 yards, 3 TD, 1 INT)	
3.	Dave Brown	165.75 vs. N.C. State, 1989
	(27-42, 374 yards, 4 TD, 1 INT)	
4.	Spence Fischer	153.61 vs. East Carolina, 1992
	(20-29, 222 yards, 3 TD, 2 INT)	
5.	Thaddeus Lewis	152.29 vs. Navy, 2006
	(15-22, 181 yards, 1 TD, 0 INT)	
6.	Thaddeus Lewis	151.83 vs. North Carolina, 2006
	(20-35, 285 yards, 4 TD, 2 INT)	
7.	Dave Brown	146.55 vs. North Carolina, 1989
	(33-54, 479 yards, 3 TD, 1 INT)	
8.	Thaddeus Lewis	145.69 vs. Wake Forest, 2006
	(21-32, 305 yards, 1 TD, 0 INT)	

Highest Pass Efficiency, Season (200 att.)

1.	Thaddeus Lewis	2006	106.93
	(180-340, 2,134 yards, 11 TD, 16 INT)		
2.	Steve Slayden	1984	104.67
	(113-202, 1,229 yards, 4 TD, 9 INT)		
3.	Ben Bennett	1980	100.76
	(174-330, 2,050 yards, 11 TD, 25 INT)		
4.	Mike Schneider	2003	98.30
	(97-208, 1,220 yards, 4 TD, 6 INT)		

Most 100-Yard Pass Games, Season

1.	Thaddeus Lewis	2006	10
	Ben Bennett	1980	10

Most 200-Yard Pass Games, Season

1.	Thaddeus Lewis	2006	5
2.	Ben Bennett	1980	3
	Dave Brown	1989	3

Most 300-Yard Pass Games, Season

1.	Dave Brown	1989	3
2.	Ben Bennett	1980	1
	Zack Asack	2005	1
	Thaddeus Lewis	2006	1

Most 400-Yard Pass Games, Season

1.	Dave Brown	1989	2
----	------------	------	---

FRESHMAN RUSHING RECORDS

Most Rushing Yards, Game

1.	Tony Benjamin	186 vs. Wake Forest, 1973
2.	Tony Benjamin	181 vs. Georgia Tech, 1973
3.	Tony Benjamin	144 vs. Clemson, 1973
4.	George Clark	140 vs. Georgia Tech, 1944
5.	Letavious Wilks	137 vs. Maryland, 1996
6.	Tom Davis	130 vs. Maryland, 1941
7.	B.J. Hill	124 vs. Maryland, 1998
8.	Bob Brower	124 vs. North Carolina, 1978
9.	Re'quan Boyette	123 vs. Florida State, 2005
10.	B.J. Hill	121 vs. Western Carolina, 1998
11.	Stanley Broadie	106 vs. Navy, 1977
12.	Mike Grayson	105 vs. Georgia Tech, 1980
13.	Desmond Scott	100 vs. N.C. Central, 2009
14.	Justin Boyle	98 vs. The Citadel, 2004
15.	Letavious Wilks	95 vs. Wake Forest, 1996
16.	Patrick Kurunwune	93 vs. N.C. Central, 2009
17.	Stanley Broadie	91 vs. Maryland, 1977
	Letavious Wilks	91 vs. N.C. State, 1996
19.	Chris Douglas	88 vs. Florida State, 2000
20.	Mike Dunn	84 vs. N.C. State, 1975
21.	Mike Dunn	78 vs. Clemson, 1975
	Chris Douglas	78 vs. North Carolina, 2000
23.	Chris Douglas	77 vs. N.C. State, 2000
24.	Stanley Broadie	76 vs. Wake Forest, 1977

Most Rushing Yards, Season

1.	B.J. Hill	1998	798
2.	Stanley Broadie	1977	579
3.	Tony Benjamin	1973	572
4.	Tom Davis	1941	568
5.	Letavious Wilks	1996	554
6.	George Clark	1944	528
7.	Chris Douglas	2000	503
8.	Mike Dunn	1975	413
9.	Jay Hollingsworth	2008	399

Most Rushing Attempts, Game

1.	Tony Benjamin	41 vs. Wake Forest, 1973
2.	Tony Benjamin	32 vs. Georgia Tech, 1973
3.	B.J. Hill	27 vs. Maryland, 1998
4.	B.J. Hill	26 vs. Wake Forest, 1998
5.	Mike Dunn	24 vs. N.C. State, 1975
	Mike Grayson	24 vs. Georgia Tech, 1980
7.	B.J. Hill	23 vs. Western Carolina, 1998
	B.J. Hill	23 vs. North Carolina, 1998
9.	Bob Brower	22 vs. North Carolina, 1978
10.	B.J. Hill	20 vs. Vanderbilt, 1998

Most Rushing Attempts, Season

1.	B.J. Hill	1998	192
2.	Stanley Broadie	1977	132
3.	Letavious Wilks	1996	116
4.	Tony Benjamin	1973	114
5.	Chris Douglas	2000	110
6.	Tom Davis	1941	108
7.	Jay Hollingsworth	2008	107
8.	Mike Dunn	1975	103
9.	Buddy Luper	1942	101

Highest Average Per Rushing Attempt, Game (15)

1.	Tony Benjamin (16-144)	9.00 vs. Clemson, 1973
2.	George Clark (16-140)	8.75 vs. Georgia Tech, 1944

Highest Yards Per Rush Attempt Avg., Season (75)

1.	George Clark (89-528)	1944	5.93
2.	Tom Davis (108-569)	1941	5.27
3.	Tony Benjamin (114-572)	1973	5.02
4.	Letavious Wilks (116-554)	1996	4.78
5.	Chris Douglas (110-503)	2000	4.57
6.	Buddy Luper (101-454)	1942	4.50
7.	Stanley Broadie (132-579)	1977	4.45
8.	B.J. Hill (192-798)	1998	4.16
9.	Mike Dunn (103-413)	1975	4.01
10.	Jay Hollingsworth (107-399)	2008	3.73

Most Rushing Touchdowns, Season

1.	Chris Douglas	2000	6
2.	George Clark	1944	5
	Stanley Broadie	1977	5
4.	Mike Grayson	1980	3

Most 100-Yard Rushing Games, Season

1.	Tony Benjamin	1973	3
2.	B.J. Hill	1998	2

FRESHMAN RECEIVING RECORDS

Most Pass Receptions, Game

1.	Johnny Williams	11 vs. Northwestern, 2008
2.	Donovan Varner	10 vs. North Carolina, 2008
	Conner Vernon	10 vs. N.C. State, 2009
4.	Walter Jones	7 vs. The Citadel, 1988
	Jay Hollingsworth	7 vs. N.C. State, 2008
	Conner Vernon	7 vs. Virginia, 2009

Most Pass Receptions, Season

1.	Conner Vernon	2009	55
2.	Corey Thomas	1994	37
3.	Walter Jones	1988	36
4.	Johnny Williams	2008	30
5.	Julius Grantham	1983	27
6.	Jay Hollingsworth	2008	25
7.	Reco Owens	1995	24
8.	Khary Sharpe	2001	23
9.	Chris Douglas	2000	22
10.	Mike Hart	1998	21
	Donovan Varner	2008	21

Most Receiving Yards, Game

1.	Walter Jones	139 vs. The Citadel, 1988
2.	Johnny Williams	137 vs. Northwestern, 2008
3.	Eron Riley	130 vs. Clemson, 2005
4.	Conner Vernon	128 vs. Virginia Tech, 2009
5.	Conner Vernon	103 vs. Virginia, 2009
6.	Conner Vernon	102 vs. Maryland, 2009
7.	Keith Ewell	98 vs. Virginia, 1988

Most Receiving Yards, Season

1.	Conner Vernon	2009	746
2.	Walter Jones	1988	578
3.	Corey Thomas	1994	558
4.	Keith Ewell	1988	428
5.	Johnny Williams	2008	327
6.	Jomar Wright	2004	323
7.	Mike Hart	1998	289
8.	Khary Sharpe	2001	274
9.	Julius Grantham	1983	259
10.	Eron Riley	2005	247
11.	Reco Owens	1995	239

Highest Yards Per Reception, Season (15)

1.	Keith Ewell (18-428)	1988	23.8
2.	Jomar Wright (18-323)	2004	17.9
3.	Walter Jones (36-578)	1988	16.1
4.	Corey Thomas (37-558)	1994	15.1
5.	Mike Hart (21-289)	1998	13.8
6.	Conner Vernon (55-746)	2009	13.5
7.	Ben Patrick (17-218)	2003	12.8
8.	Austin Kelly (15-186)	2007	12.4
9.	Khary Sharpe (23-274)	2001	11.9
10.	Johnny Williams (30-327)	2008	10.9

Most Touchdown Receptions, Game

1.	Keith Ewell	2 vs. North Carolina, 1988
	Stanley Dorsey	2 vs. Western Carolina, 1990
	Corey Thomas	2 vs. Wake Forest, 1994
	Corey Thomas	2 vs. North Carolina, 1994
	Khary Sharpe	2 vs. Clemson, 2001

Most Touchdown Receptions, Season

1.	Corey Thomas	1994	8
2.	Keith Ewell	1988	7
3.	Stanley Dorsey	1990	4
4.	Walter Jones	1988	3
	Conner Vernon	2009	3

Most 100-Yard Receiving Games, Season

1.	Conner Vernon	2009	3
2.	Walter Jones	1988	1
	Eron Riley	2005	1
	Johnny Williams	2008	1

FRESHMAN SCORING RECORDS

Most Points, Game

1. Many with last by Khary Sharpe vs. Clemson, 2001	12
--	----

Most Points, Season

1. Corey Thomas (9 TD)	1994	54
2. Keith Ewell (7 TD)	1988	42
Sims Lenhardt (9 FG, 15 PAT)	1996	42
Chris Douglas (7 TD)	2000	42
5. George Clark (6 TD)	1944	36
6. Dave Malechek (7 FG, 13 PAT)	1973	34

Touchdown Responsibility, Game (Rush-Pass)

1. Dave Brown (4-1)	5 vs. Wake Forest, 1989
2. Dave Brown (4-0)	4 vs. N.C. State, 1989
Thaddeus Lewis (4-0)	4 vs. North Carolina, 2006

Touchdown Responsibility, Season (Rush-Pass)

1. Dave Brown (14-1)	1989	15
2. Ben Bennett (11-1)	1980	12
Thaddeus Lewis (11-1)	2006	12

FRESHMAN TOTAL OFFENSE RECORDS

Most Total Offensive Plays, Game (Rush-Pass)

1. Ben Bennett (62-3)	65 vs. Wake Forest, 1980
2. Mike Schneider (47-12)	59 vs. Maryland, 2003
3. Dave Brown (54-2)	56 vs. North Carolina, 1989
4. Zack Asack (43-10)	53 vs. Clemson, 2005
5. Mike Schneider (38-14)	52 vs. Wake Forest, 2003
6. Steve Slayden (42-7)	49 vs. North Carolina, 1984
Spence Fischer (31-18)	49 vs. Georgia Tech, 1992
Thaddeus Lewis (41-8)	49 vs. Florida State, 2006
Thaddeus Lewis (40-9)	49 vs. Boston College, 2006
10. Dave Brown (42-6)	48 vs. N.C. State, 1989

Most Total Offensive Plays, Season (Rush-Pass)

1. Thaddeus Lewis (99-340)	2006	439
2. Ben Bennett (51-330)	1980	381
3. Mike Schneider (84-208)	2003	292
4. Spence Fischer (69-197)	1992	266
5. Steve Slayden (61-202)	1984	263

Most Total Offensive Yards, Game

1. Dave Brown	470 vs. North Carolina, 1989
(479 pass, -9 rush)	
2. Ben Bennett	447 vs. Wake Forest, 1980
(469 pass, -22 rush)	
3. Dave Brown	446 vs. Wake Forest, 1989
(444 pass, 2 rush)	
4. Dave Brown	358 vs. N.C. State, 1989
(374 pass, -16 rush)	
5. Zack Asack	355 vs. Clemson, 2005
(328 pass, 27 rush)	
6. Thaddeus Lewis	306 vs. Wake Forest, 2006
(305 pass, 1 rush)	

Most Total Offensive Yards, Season

1. Thaddeus Lewis	2006	2,060
(2,134 pass, -74 rush)		
2. Ben Bennett	1980	1,840
(2,050 pass, -210 rush)		
3. Spence Fischer	1992	1,447
(1,505 pass, -58 rush)		
4. Mike Schneider	2003	1,401
(1,220 pass, 181 rush)		
5. Steve Slayden	1984	1,151
(1,229 pass, -78 rush)		

FRESHMAN ALL-PURPOSE RECORDS

Most All-Purpose Yards, Game

1. Desmond Scott	259 vs. Wake Forest, 2009
(41 rushing, 7 receiving, 211 kickoff return, 0 punt return)	
2. George Clark	201 vs. South Carolina, 1944
(99 rushing, 0 receiving, 80 kickoff return, 22 punt return)	
3. Tony Benjamin	197 vs. Wake Forest, 1973
(186 rushing, 0 receiving, 11 kickoff return, 0 punt return)	
4. George Clark	196 vs. Georgia Tech, 1944
(140 rushing, 0 receiving, 24 kickoff return, 43 punt return)	
5. Chris Douglas	192 vs. N.C. State, 2000
(77 rushing, 26 receiving, 84 kickoff return, 5 punt return)	
Conner Vernon	192 vs. Virginia Tech, 2009
(0 rushing, 128 receiving, 64 kickoff return, 0 punt return)	
7. Chris Douglas	188 vs. Florida State, 2000
(88 rushing, 2 receiving, 98 kickoff return, 0 punt return)	
8. Tony Benjamin	181 vs. Georgia Tech, 1973
(181 rushing, 0 receiving, 0 kickoff return, 0 punt return)	
9. Chris Douglas	179 vs. Clemson, 2000
(51 rushing, 24 receiving, 104 kickoff return, 0 punt return)	
10. Conner Vernon	173 vs. N.C. State, 2009
(0 rushing, 86 receiving, 87 kickoff return, 0 punt return)	
11. Julius Grantham	162 vs. N.C. State, 1983
(40 rushing, 11 receiving, 111 kickoff return, 0 punt return)	
12. Tony Benjamin	159 vs. Clemson, 1973
(144 rushing, 15 receiving, 0 kickoff return, 0 punt return)	
13. Julius Grantham	158 vs. Indiana, 1983
(60 rushing, 71 receiving, 27 kickoff return, 0 punt return)	
14. Letavious Wilks	155 vs. Maryland, 1996
(137 rushing, 18 receiving, 0 kickoff return, 0 punt return)	
15. B.J. Hill	154 vs. Maryland, 1998
(124 rushing, 0 receiving, 30 kickoff return, 0 punt return)	

Most All-Purpose Yards, Season

1. Chris Douglas	2000	1,442
(503 rushing, 168 receiving, 766 kickoff return, 5 punt return)		
2. Julius Grantham	1983	1,257
(556 rushing, 259 receiving, 442 kickoff return, 0 punt return)		
3. George Clark	1944	1,159
(528 rushing, 0 receiving, 296 kickoff return, 335 punt return)		
4. Conner Vernon	2009	1,041
(0 rushing, 746 receiving, 295 kickoff return, 0 punt return)		
5. B.J. Hill	1998	898
(798 rushing, 70 receiving, 30 kickoff return, 0 punt return)		
6. Desmond Scott	2009	861
(262 rushing, 147 receiving, 452 kickoff return, 0 punt return)		
7. Stanley Broadie	1977	778
(579 rushing, 84 receiving, 115 kickoff return, 0 punt return)		
8. Jay Hollingsworth	2008	681
(399 rushing, 188 receiving, 94 kickoff return, 0 punt return)		
9. Tony Benjamin	1973	628
(572 rushing, 25 receiving, 31 kickoff return, 0 punt return)		
10. Latavious Wilks	1996	621
(554 rushing, 67 receiving, 0 kickoff return, 0 punt return)		

FRESHMAN PLACEKICKING RECORDS

Most PATs, Game

1.	Randy Gardner	7 vs. Wake Forest, 1989
2.	Randy Gardner	5 vs. Army, 1989
	Randy Gardner	5 vs. N.C. State, 1989
4.	Randy Gardner	4 vs. North Carolina
	Brent Garber	4 vs. N.C. State, 2000

Most PATs, Season

1.	Randy Gardner	1989	36
2.	Brent Garber	2000	16
3.	Sims Lenhardt	1996	15
	Joe Surgan	2005	15
5.	Dave Malechek	1973	13
	Nick Maggio	2007	13

Most PAT Attempts, Game

1.	Randy Gardner	7 vs. Wake Forest, 1989
2.	Randy Gardner	5 vs. Army, 1989
	Randy Gardner	5 vs. N.C. State, 1989
4.	Dave Malechek	4 vs. North Carolina, 1973
	Randy Gardner	4 vs. Northwestern, 1989
	Randy Gardner	4 vs. North Carolina, 1989
	Brent Garber	4 vs. N.C. State, 2000

Most PAT Attempts, Season

1.	Randy Gardner	1989	39
2.	Sims Lenhardt	1996	18
	Brent Garber	2000	18
4.	Joe Surgan	2005	16
5.	Dave Malechek	1973	14
6.	Nick Maggio	2007	13

Highest PAT Percentage, Season (20 att.)

1.	Randy Gardner (36-39)	1989	.923
----	-----------------------	------	------

Most Field Goals, Game

1.	Randy Gardner	2 vs. Tennessee, 1989
	Sims Lenhardt	2 vs. Northwestern, 1996
	Sims Lenhardt	2 vs. Clemson, 1996
	Brent Garber	2 vs. Wake Forest, 2000

Most Field Goals, Season

1.	Randy Gardner	1989	9
	Sims Lenhardt	1996	9
3.	Dave Malechek	1973	7
	Scott McKinney	1978	7
	Brent Garber	2000	7
6.	Joe Surgan	2005	6

Most Field Goal Attempts, Game

1.	Brent Garber	4 vs. Wake Forest, 2000
2.	Sims Lenhardt	3 vs. Northwestern, 1996
	Sims Lenhardt	3 vs. Clemson, 1996

Most Field Goal Attempts, Season

1.	Dave Malechek	1973	18
2.	Randy Gardner	1989	16
3.	Sims Lenhardt	1996	15
4.	Brent Garber	2000	12
5.	Scott McKinney	1978	11

Highest Field Goal Percentage, Season (16 att.)

1.	Randy Gardner (9-16)	1989	.563
2.	Dave Malechek (7-18)	1973	.389

FRESHMAN PUNTING RECORDS

Most Punts, Game

1.	Kevin Jones	12 vs. Georgia Tech, 2007
2.	John Tolish	9 vs. Ohio State, 1981
	John Krueger	9 vs. Florida State, 1993
	Trey McDonald	9 vs. Florida State, 2001
	Trey McDonald	9 vs. Georgia Tech, 2001
	Kevin Jones	9 vs. Virginia Tech, 2007
7.	John Tolish	8 vs. Maryland, 1981
	Brian Morton	8 vs. North Carolina, 1997
	Kevin Jones	8 vs. Clemson, 2007

Most Punts, Season

1.	Kevin Jones	2007	75
2.	John Tolish	1981	60
	Trey McDonald	2001	60
4.	Brian Morton	1997	59
5.	Anthony Dilweg	1985	54

Most Punting Yards, Game

1.	Kevin Jones	450 vs. Georgia Tech, 2007
2.	John Tolish	374 vs. Ohio State, 1981
3.	Brian Morton	364 vs. North Carolina, 1997
4.	John Tolish	352 vs. Maryland, 1981
5.	John Krueger	347 vs. Florida State, 1993

Most Punting Yards, Season

1.	Kevin Jones	2007	2,871
2.	Brian Morton	1997	2,445
3.	Trey McDonald	2001	2,304
4.	John Tolish	1981	2,280
5.	Anthony Dilweg	1985	2,178

Highest Yards Per Punt Average, Game (3)

1.	Brian Morton (3-150)	50.00 vs. Navy, 1997
2.	Brian Morton (6-282)	47.00 vs. Wake Forest, 1997
3.	John Krueger (7-323)	46.14 vs. Wake Forest, 1993
4.	Anthony Dilweg (5-229)	45.80 vs. South Carolina, 1985
5.	Brian Morton (7-320)	45.71 vs. Northwestern, 1997
6.	Brian Morton (8-364)	45.50 vs. North Carolina, 1997
	Kevin Jones (4-182)	45.50 vs. Northwestern, 2007

Highest Yards Per Punt Average, Season (25)

1.	Brian Morton (59-2,445)	1997	41.44
2.	Anthony Dilweg (54-2,178)	1985	40.33
3.	John Krueger (50-1,966)	1993	39.32
4.	Trey McDonald (60-2,304)	2001	38.40
5.	Kevin Jones (75-2,871)	2007	38.28

FRESHMAN KICKOFF & PUNT RETURN RECORDS

Most Kickoff Returns, Game

1.	Desmond Scott	7 vs. Wake Forest, 2009
----	---------------	-------------------------

Most Kickoff Returns, Season

1.	Chris Douglas	2000	35
2.	Richmond Flowers	1996	27

Most Kickoff Return Yards, Game

1.	Chris Davis	218 vs. Maryland, 2004
2.	Desmond Scott	211 vs. Wake Forest, 2009

Most Kickoff Return Yards, Season

1.	Chris Douglas	2000	766
----	---------------	------	-----

Highest Kickoff Return Average, Game (3)

1.	Quinton McCracken (3-142)	47.33 vs. Clemson, 1988
2.	Chris Davis (6-218)	36.33 vs. Maryland, 2004

Highest Kickoff Return Average, Season (18)

1.	Chris Davis (20-516)	2004	25.80
2.	Quinton McCracken (19-483)	1988	25.42
3.	Desmond Scott (18-452)	2009	25.11

Most Punt Returns, Game

1.	Adam Geis	5 vs. Army, 1994
----	-----------	------------------

Most Punt Returns, Season

1.	Adam Geis	1994	20
----	-----------	------	----

Most Punt Return Yards, Game

1.	George Clark	119 vs. Wake Forest, 1944
----	--------------	---------------------------

Most Punt Return Yards, Season

1.	George Clark	1944	335
----	--------------	------	-----

Highest Punt Ret. Average, Game (3)

1.	George Clark (3-119)	39.67 vs. Wake Forest, 1944
----	----------------------	-----------------------------

Highest Punt Return Average, Season (12)

1.	George Clark (17-335)	1944	19.71
2.	Brad Breedlove (12-140)	1990	11.67

FRESHMAN DEFENSIVE RECORDS

Most Tackles, Game

1.	Erwin Sampson	20 vs. N.C. State, 1988
2.	Erwin Sampson	19 vs. Clemson, 1988
3.	Mike Junkin	18 vs. N.C. State, 1983
	Erwin Sampson	18 vs. The Citadel, 1988
5.	Erwin Sampson	17 vs. Wake Forest, 1988
	Darrell Spells	17 vs. Army, 1989
7.	Erwin Sampson	16 vs. Tennessee, 1988
	Darrell Spells	16 vs. Tennessee, 1989
	Todd DeLamielleure	16 vs. Georgia Tech, 1998
10.	Michael Tauiiili	15 vs. Wake Forest, 2005
11.	Erwin Sampson	14 vs. North Carolina, 1988
	Billy Granville	14 vs. Clemson, 1993
	Michael Tauiiili	14 vs. North Carolina, 2005
14.	Erwin Sampson	13 vs. Maryland, 1988
	Billy Granville	13 vs. North Carolina, 1993
	Todd DeLamielleure	13 vs. Wake Forest, 1998
	Michael Tauiiili	13 vs. Florida State, 2005
18.	Ryan Fowler	12 vs. Vanderbilt, 2000
	Ryan Fowler	12 vs. Florida State, 2000
	Brendan Dewan	12 vs. East Carolina, 2002

Most Tackles, Playing Debut

1.	Brendan Dewan	12 vs. East Carolina, 2002
2.	Todd DeLamielleure	10 vs. W. Carolina, 1998
	Jim Scharrer	10 vs. Florida State, 2001

Most Tackles, Season

1.	Erwin Sampson	1988	150
2.	Carl McGee	1975	113
3.	Michael Tauiiili	2005	92
4.	Ryan Fowler	2000	87
5.	Todd DeLamielleure	1998	75
6.	Jim Scharrer	2001	69
7.	Darrell Spells	1989	68
8.	Brendan Dewan	2002	59
9.	Mike Junkin	1983	58
10.	Duane Marks	1990	56
11.	Billy Granville	1993	54
12.	Wyatt Smith	1988	53
13.	Travis Pearson	1990	50

Most Tackles For Loss, Game

1.	Chris Combs	3.0 vs. Wake Forest, 1996
	Ryan Fowler	3.0 vs. Florida State, 2000
	Ryan Fowler	3.0 vs. Maryland, 2000
	Jim Scharrer	3.0 vs. North Carolina, 2001
	Brendan Dewan	3.0 vs. East Carolina, 2003
	Michael Tauiiili	3.0 vs. North Carolina, 2005

Most Tackles For Loss, Season

1.	Ryan Fowler	2000	13.0
2.	Travis Pearson	1990	12.0
3.	Chris Combs	1996	11.0
4.	Michael Tauiiili	2005	10.0
5.	Vince Oghobaase	2006	8.0
6.	Jim Scharrer	2001	7.0
7.	Brendan Dewan	2002	6.5
	Wesley Oglesby	2007	6.5

Most Sacks, Game

1.	Travis Pearson	2.0 vs. Maryland, 1990
	Chris Combs	2.0 vs. Georgia Tech, 1996
	Chris Combs	2.0 vs. N.C. State, 1996
	Chris Combs	2.0 vs. Wake Forest, 1996
	Ryan Fowler	2.0 vs. Florida State, 2000

Most Sacks, Season

1.	Chris Combs	1996	8.0
2.	Ryan Fowler	2000	7.0

BOWL GAME RECORDS

Most Passing Attempts

1.	46 by Spence Fischer (28) vs. Wisconsin, Hall of Fame Bowl, 1-2-95
2.	30 by Dave Brown (30) vs. Texas Tech, All American Bowl, 12-28-89
3.	15 by Don Altman (12) vs. Arkansas, Cotton Bowl, 1-2-61
4.	12 by Eric Tipton (5) vs. Southern California, Rose Bowl, 1-2-39
5.	11 by Billy Ray (7) vs. Texas Tech, All American Bowl, 12-28-89

Most Pass Completions

1.	28 by Spence Fischer (46) vs. Wisconsin, Hall of Fame Bowl, 1-2-95
2.	17 by Dave Brown (30) vs. Texas Tech, All American Bowl, 12-28-89
3.	12 by Don Altman (15) vs. Arkansas, Cotton Bowl, 1-2-61
4.	7 by Jerry Barger (9) vs. Nebraska, Orange Bowl, 1-1-55
	7 by Billy Ray (11) vs. Texas Tech, All American Bowl, 12-28-89

Most Passing Yards

1.	314 by Spence Fischer (28-46) vs. Wisconsin, Hall of Fame Bowl, 1-2-95
2.	268 by Dave Brown (17-30) vs. Texas Tech, All American Bowl, 12-28-89
3.	83 by Don Altman (12-15) vs. Arkansas, Cotton Bowl, 1-2-61
4.	82 by Jerry Barger (7-9) vs. Nebraska, Orange Bowl, 1-1-55
5.	81 by Robert Rule (3-8) vs. Oregon State, Rose Bowl, 1-1-42

Most Passing Touchdowns

1.	3 by Dave Brown vs. Texas Tech, All American Bowl, 12-28-89
2.	2 by Jerry Barger vs. Nebraska, Orange Bowl, 1-1-55
3.	1 by Don Altman vs. Arkansas, Cotton Bowl, 1-2-61

Most Rushing Attempts

1.	27 by Tom Davis (101) vs. Alabama, Sugar Bowl, 1-1-45
2.	21 by Robert Baldwin (70) vs. Wisconsin, Hall of Fame Bowl, 1-2-95
3.	15 by Wray Carlton (84) vs. Oklahoma, Orange Bowl, 1-1-58
4.	14 by George Clark (123) vs. Alabama, Sugar Bowl, 1-1-45
	14 by Eric Tipton (56) vs. Southern California, Rose Bowl, 1-2-39
6.	13 by John Wilson (32) vs. Arkansas, Cotton Bowl, 1-2-61
7.	12 by Steve Lach (124) vs. Oregon State, Rose Bowl, 1-1-42
	12 by Tom Davis (80) vs. Oregon State, Rose Bowl, 1-1-42
	12 by George Dutrow (69) vs. Oklahoma, Orange Bowl, 1-1-58
10.	11 by Bryant Aldridge (46) vs. Nebraska, Orange Bowl, 1-1-55

Most Rushing Yards

1.	124 by Steve Lach (12) vs. Oregon State, Rose Bowl, 1-1-42
2.	123 by George Clark (14) vs. Alabama, Sugar Bowl, 1-1-45
3.	101 by Tom Davis (27) vs. Alabama, Sugar Bowl, 1-1-45
4.	91 by Bob Pascal (9) vs. Nebraska, Orange Bowl, 1-1-55
5.	84 by Wray Carlton (15) vs. Oklahoma, Orange Bowl, 1-1-58
6.	80 by Tom Davis (12) vs. Oregon State, Rose Bowl, 1-1-42
7.	70 by Robert Baldwin (21) vs. Wisconsin, Hall of Fame Bowl, 1-2-95
8.	69 by George Dutrow (12) vs. Oklahoma, Orange Bowl, 1-1-58
9.	56 by Eric Tipton (14) vs. Southern California, Rose Bowl, 1-2-39
10.	48 by Nick McKeithan (8) vs. Nebraska, Orange Bowl, 1-1-55

Highest Rushing Yards Per Attempt Average (10 att.)

1.	10.33 by Steve Lach (12-124) vs. Oregon State, Rose Bowl, 1-1-42
2.	8.79 by George Clark (14-123) vs. Alabama, Sugar Bowl, 1-1-45
3.	6.67 by Tom Davis (12-80) vs. Oregon State, Rose Bowl, 1-1-42
4.	5.75 by George Dutrow (12-69) vs. Oklahoma, Orange Bowl, 1-1-58
5.	5.60 by Wray Carlton (15-84) vs. Oklahoma, Orange Bowl, 1-1-58
6.	4.00 by Eric Tipton (14-56) vs. Southern California, Rose Bowl, 1-2-39
7.	3.90 by Cliff Lewis (10-39) vs. Alabama, Sugar Bowl, 1-1-45
8.	3.80 by Ed Rushton (10-38) vs. Oklahoma, Orange Bowl, 1-1-58
9.	3.74 by Tom Davis (27-101) vs. Alabama, Sugar Bowl, 1-1-45
10.	3.33 by Robert Baldwin (21-70) vs. Wisconsin, Hall of Fame Bowl, 1-2-95

Most Rushing Touchdowns

1.	2 by George Clark vs. Alabama, Sugar Bowl, 1-1-45
	2 by Tom Davis vs. Alabama, Sugar Bowl, 1-1-45
	2 by Hal McElhandy vs. Oklahoma, Orange Bowl, 1-1-58
	2 by Robert Baldwin vs. Wisconsin, Hall of Fame Bowl, 1-2-95

Most Pass Receptions

1.	11 by Bill Khayat (109) vs. Wisconsin, Hall of Fame Bowl, 1-2-95
2.	8 by Tee Moorman (45) vs. Alabama, Sugar Bowl, 1-1-45
3.	6 by Clarkston Hines (112) vs. Texas Tech, All American Bowl, 12-28-89
	6 by Jon Jensen (97) vs. Wisconsin, Hall of Fame Bowl, 1-2-95
5.	5 by Dave Colonna (63) vs. Texas Tech, All American Bowl, 12-28-89

Most Receiving Yards

1.	112 by Clarkston Hines (6) vs. Texas Tech, All American Bowl, 12-28-89
2.	109 by Bill Khayat (11) vs. Wisconsin, Hall of Fame Bowl, 1-2-95
3.	97 by Jon Jensen (6) vs. Wisconsin, Hall of Fame Bowl, 1-2-95
4.	93 by Robert Gantt (4) vs. Oregon State, Rose Bowl, 1-1-42
5.	63 by Dave Colonna (5) vs. Texas Tech, All American Bowl, 12-28-89
6.	53 by Sonny Sorrell (3) vs. Nebraska, Orange Bowl, 1-1-55
7.	49 by Randy Cuthbert (4) vs. Texas Tech, All American Bowl, 12-28-89
8.	47 by Bud Zuberer (2) vs. Texas Tech, All American Bowl, 12-28-89
9.	46 by Walter Jones (3) vs. Texas Tech, All American Bowl, 12-28-89
10.	45 by Geogre McAfee (3) vs. Southern California, Rose Bowl, 1-2-39
	45 by Tee Moorman (8) vs. Arkansas, Cotton Bowl, 1-2-61

Highest Yards Per Pass Reception Average (5 rec.)

1.	18.67 by Clarkston Hines (6-112) vs. Texas Tech, All American Bowl, 12-28-89
2.	16.17 by Jon Jensen (6-97) vs. Wisconsin, Hall of Fame Bowl, 1-2-95
3.	12.60 by Dave Colonna (5-63) vs. Texas Tech, All American Bowl, 12-28-89
4.	9.91 by Bill Khayat (11-109) vs. Wisconsin, Hall of Fame Bowl, 1-2-95
5.	5.63 by Tee Moorman (8-45) vs. Alabama, Sugar Bowl, 1-1-45

Most Receiving Touchdowns

1.	2 by Dave Colonna vs. Texas Tech, All American Bowl, 12-28-89
2.	1 by Jerry Kocourek vs. Nebraska, Orange Bowl, 1-1-55
	1 by Sonny Sorrell vs. Nebraska, Orange Bowl, 1-1-55
	1 by Tee Moorman vs. Arkansas, Cotton Bowl, 1-2-61
	1 by Bud Zuberer vs. Texas Tech, All American Bowl, 12-28-89

Most Total Offensive Yards

1.	329 by Spence Fischer (15 rush, 314 pass) vs. Wisconsin, Hall of Fame Bowl, 1-2-95
2.	278 by Dave Brown (10 rush, 268 pass) vs. Texas Tech, All American Bowl, 12-28-89
3.	124 by Steve Lach (124 rush, 0 pass) vs. Oregon State, Rose Bowl, 1-1-42
4.	123 by George Clark (123 rush, 0 pass) vs. Alabama, Sugar Bowl, 1-1-45
5.	101 by Tom Davis (101 rush, 0 pass) vs. Alabama, Sugar Bowl, 1-1-45

Most Points

1.	12 by George Clark vs. Alabama, Sugar Bowl, 1-1-45
	12 by Tom Davis vs. Alabama, Sugar Bowl, 1-1-45
	12 by Hal McElhandy vs. Oklahoma, Orange Bowl, 1-1-58
	12 by Dave Colonna vs. Texas Tech, All American Bowl, 12-28-89
	12 by Robert Baldwin vs. Wisconsin, Hall of Fame Bowl, 1-2-95
6.	8 by Tom Cochran vs. Wisconsin, Hall of Fame Bowl, 1-2-95

Most PATs

1.	4 by Jim Nelson vs. Nebraska, Orange Bowl, 1-1-55
2.	3 by Harold Raether vs. Alabama, Sugar Bowl, 1-1-45
	3 by Wray Carlton vs. Oklahoma, Orange Bowl, 1-1-58
	3 by Randy Gardner vs. Texas Tech, All American Bowl, 12-28-89

Most Field Goals

1.	2 by Tom Cochran vs. Wisconsin, Hall of Fame Bowl, 1-2-95
----	---

ANNUAL LEADERS

Passing Yards

Year	Name	Cmp	Att	INT	TD	Yards
1938	Eric Tipton (Sr.)	22	51	2	0	269
1939	Wes McAfee (Jr.)	23	46	0	0	306
1940	Frank Swiger (Sr.)	22	38	0	0	357
1941	Tom Davis (So.)	37	74	0	0	506
1942	Tom Davis (Jr.)	15	42	0	0	179
1943	Buddy Luper (Jr.)	14	36	3	0	351
1944	Tom Davis (Sr.)	10	21	3	0	153
1945	George Clark (So.)	15	20	2	0	275
1946	George Clark (Jr.)	13	38	6	0	190
1947	Fred Folger (Jr.)	28	65	9	0	383
1948	Fred Folger (Sr.)	27	70	4	2	457
1949	Billy Cox (Jr.)	59	118	7	4	779
1950	Billy Cox (Sr.)	108	206	15	8	1,428
1951	Jerry Barger (Fr.)	31	64	10	1	366
1952	Worth Lutz (So.)	42	79	2	9	533
1953	Jerry Barger (Jr.)	21	38	5	4	353
1954	Jerry Barger (Sr.)	39	67	9	5	603
1955	Sonny Jurgensen (Jr.)	37	69	7	3	536
1956	Sonny Jurgensen (Sr.)	28	59	6	2	371
1957	Bob Brodhead (Jr.)	30	62	7	4	392
1958	Bob Brodhead (Sr.)	53	111	9	3	651
1959	George Harris (Sr.)	27	65	5	2	381
1960	Don Altman (Jr.)	80	119	6	3	635
1961	Walt Rappold (Jr.)	54	96	5	7	657
1962	Walt Rappold (Sr.)	57	113	11	2	696
1963	Scotty Glacken (So.)	101	201	8	12	1,265
1964	^{ACC} Scotty Glacken (Jr.)	104	192	9	7	1,178
1965	Todd Orvald (Jr.)	63	105	7	7	850
1966	Al Woodall (Jr.)	39	71	4	2	482
1967	Al Woodall (Sr.)	79	150	9	2	1,019
1968	^{ACC} Leo Hart (So.)	162	301	11	11	2,238
1969	^{ACC} Leo Hart (Jr.)	145	268	9	5	1,642
1970	^{ACC} Leo Hart (Sr.)	179	308	12	7	2,236
1971	Dennis Satyshur (Sr.)	41	84	8	2	631
1972	Mark Johnson (So.)	30	69	7	1	380
1973	Mark Johnson (Jr.)	38	91	11	3	497
1974	Hal Spears (Jr.)	79	141	6	5	1,132
1975	Bob Corbett (Sr.)	81	131	6	3	1,063
1976	Mike Dunn (So.)	90	168	11	2	1,078
1977	Mike Dunn (Jr.)	102	191	9	7	1,239
1978	Mike Dunn (Sr.)	65	144	8	2	668
1979	Stanley Driskell (Sr.)	54	145	11	4	721
1980	Ben Bennett (Fr.)	174	330	25	11	2,050
1981	Ben Bennett (So.)	110	202	8	7	1,445
1982	^{ACC} Ben Bennett (Jr.)	236	374	12	20	3,033
1983	Ben Bennett (Sr.)	300	469	12	17	3,086
1984	Steve Slayden (Fr.)	113	202	9	4	1,229
1985	Steve Slayden (So.)	173	294	13	10	1,937
1986	Steve Slayden (Jr.)	183	313	15	14	1,914
1987	Steve Slayden (Sr.)	230	395	16	20	2,924
1988	^{ACC} Anthony Dilweg (Sr.)	287	484	18	24	3,824
1989	¹ Billy Ray (Jr.)	174	274	14	15	2,035
1990	Dave Brown (Jr.)	129	245	12	8	1,444
1991	Dave Brown (Sr.)	230	437	15	20	2,794
1992	Spence Fischer (Fr.)	113	197	10	8	1,505
1993	Spence Fischer (So.)	213	388	14	12	2,561
1994	Spence Fischer (Jr.)	204	346	8	16	2,285
1995	Spence Fischer (Sr.)	256	438	14	12	2,668
1996	David Green (Jr.)	88	165	3	4	958
1997	Bobby Campbell (Fr.)	85	176	10	2	925
1998	Bobby Campbell (So.)	101	206	8	6	1,199
1999	Spencer Romine (Jr.)	123	243	13	6	1,638
2000	D. Bryant (So.)	129	258	10	5	1,448
2001	D. Bryant (Jr.)	187	384	17	11	2,454
2002	Adam Smith (So.)	174	308	9	12	2,031
2003	Mike Schneider (Fr.)	97	208	6	4	1,220
2004	Mike Schneider (So.)	150	253	7	8	1,527
2005	Zack Asack (Fr.)	90	180	8	5	966
2006	Thaddeus Lewis (Fr.)	180	340	16	11	2,134
2007	Thaddeus Lewis (So.)	190	360	10	21	2,430
2008	Thaddeus Lewis (Jr.)	224	361	6	15	2,171
2009	^{ACC} Thaddeus Lewis (Sr.)	274	449	8	20	3,330

Rushing Yards

Year	Name	Att	Yds	TD	Avg
1938	Bob O'Mara (Sr.)	162	703	-	4.3
1939	George McAfee (Sr.)	96	596	-	6.2
1940	Jasper Davis (Sr.)	90	591	-	6.6
1941	Tom Davis (So.)	108	569	-	5.3
1942	Buddy Luper (Jr.)	101	454	-	4.5
1943	Buddy Luper (Sr.)	76	520	-	6.8
1944	George Clark (So.)	89	528	-	6.4
1945	George Clark (Jr.)	64	530	-	8.3
1946	Leo Long (Sr.)	129	371	-	2.9
1947	Fred Folger (Jr.)	93	304	-	3.3
1948	Jack Mounie (So.)	91	322	3	3.5
1949	Billy Cox (Jr.)	154	489	10	3.2
1950	Billy Cox (Sr.)	191	567	3	2.9
1951	Charlie Smith (Jr.)	95	493	7	5.2
1952	Red Smith (Jr.)	79	414	5	5.2
1953	Lloyd Caudle (Sr.)	104	510	7	4.9
1954	Bob Pascal (Sr.)	107	561	9	5.2
1955	Bob Pascal (Sr.)	156	750	8	4.8
1956	Hal McElhaney (Jr.)	90	449	1	5.0
1957	Wray Carlton (Jr.)	158	833	8	5.3
1958	Wray Carlton (Sr.)	164	636	6	3.9
1959	Joel Arrington (So.)	92	444	3	4.8
1960	Mark Leggett (So.)	92	444	3	4.8
1961	Mark Leggett (Jr.)	86	318	1	3.7
1962	Mark Leggett (Sr.)	114	478	4	4.2
1963	Jay Wilkinson (Sr.)	117	631	7	5.4
1964	Mike Curtis (Sr.)	121	497	4	4.1
1965	Jay Calabrese (So.)	154	658	9	4.3
1966	Jay Calabrese (Jr.)	175	580	10	3.3
1967	Jay Calabrese (Sr.)	136	563	5	4.1
1968	Phil Asack (So.)	168	690	8	4.1
1969	Bob Zwirko (So.)	94	504	4	5.4
1970	Steve Jones (So.)	203	854	8	4.3
1971	Steve Jones (Jr.)	193	861	6	4.5
1972	^{ACC} Steve Jones (Sr.)	287	1,236	6	4.3
1973	Tony Benjamin (Fr.)	114	572	1	5.1
1974	Art Gore (So.)	125	627	4	5.0
1975	Tony Benjamin (Jr.)	136	674	6	5.0
1976	Mike Dunn (So.)	176	757	12	4.3
1977	Stanley Broadie (Fr.)	132	579	5	4.4
1978	Greg Rhett (Jr.)	85	453	5	4.8
1979	Greg Rhett (Sr.)	121	427	2	3.4
1980	Greg Boone (So.)	94	380	1	3.6
1981	Mike Grayson (So.)	179	744	1	4.2
1982	Mike Grayson (Jr.)	136	693	5	5.1
1983	Mike Grayson (Sr.)	181	785	8	4.3
1984	Julius Grantham (So.)	110	395	1	3.6
1985	Tracy Smith (Jr.)	122	455	5	3.7
1986	Julius Grantham (Sr.)	158	677	1	4.4
1987	Roger Boone (So.)	137	550	4	4.0
1988	Roger Boone (Jr.)	185	836	7	4.5
1989	Randy Cuthbert (So.)	187	1,023	10	5.5
1990	Randy Cuthbert (Jr.)	136	595	4	4.4
1991	Chris Brown (Sr.)	83	320	0	3.9
1992	Randy Cuthbert (Sr.)	227	1,031	6	4.5
1993	David Lowman (Jr.)	110	439	5	4.0
1994	^{ACC} Robert Baldwin (Sr.)	276	1,187	12	4.3
1995	Laymarr Marshall (So.)	188	708	13	3.8
1996	Letavious Wilks (Fr.)	116	554	2	4.8
1997	Laymarr Marshall (Sr.)	70	359	3	5.1
1998	B.J. Hill (Fr.)	192	798	2	4.2
1999	Letavious Wilks (Sr.)	95	334	3	3.5
2000	Chris Douglas (Fr.)	110	503	6	4.6
2001	Chris Douglas (So.)	218	841	7	3.9
2002	Alex Wade (Jr.)	201	979	4	4.9
2003	Chris Douglas (Sr.)	236	1,138	6	4.8
2004	Cedric Dargan (Jr.)	125	462	1	3.7
2005	Justin Boyle (So.)	134	458	9	3.4
2006	Re'quan Boyette (So.)	87	388	2	4.5
2007	Re'quan Boyette (Jr.)	104	432	2	4.2
2008	Jay Hollingsworth (Fr.)	108	399	1	3.7
2009	Desmond Scott (Fr.)	70	262	1	3.7

Pass Receptions

Year	Name	Rec	Yds	TD	Avg
1938	James Marion (Sr.)	7	62	-	8.9
1939	George McAfee (Sr.)	10	229	-	22.9
1940	Steve Lach (Jr.)	26	335	-	12.9
1941	Steve Lach (Sr.)	22	366	-	16.6
1942	Gordon Carver (So.)	7	152	-	21.7
1943	Lamar Blount (Sr.)	6	227	-	37.8
1944	Gordon Carver (Jr.)	13	252	-	19.4
1945	Gordon Carver (Sr.)	7	140	-	20.0
1946	Buddy Mulligan (Jr.)	8	156	-	19.5
1947	Buddy Mulligan (Sr.)	13	176	0	13.5
1948	Tom Hughes (Jr.)	15	237	2	15.8
1949	Tom Hughes (Sr.)	25	329	0	13.2
1950	Corren Youmans (Sr.)	40	446	1	11.2
1951	Howard Pitt (So.)	17	187	0	11.0
1952	Howard Pitt (Jr.)	20	277	6	13.9
1953	Howard Pitt (Sr.)	14	189	0	13.5
1954	Buddy Bass (So.)	10	152	1	15.2
1955	Sonny Sorrell (Sr.)	12	153	1	12.8
1956	Buddy Bass (Sr.)	9	136	1	15.1
1957	George Dutrow (Jr.)	10	100	2	10.0
1958	Wray Carlton (Sr.)	17	189	2	11.1
1959	Joel Arrington (So.)	13	124	1	9.5
1960	^{ACCT} Tee Moorman (Sr.)	54	476	3	8.8
1961	Stan Crisson (So.)	20	241	2	12.1
1962	Stan Crisson (Jr.)	30	307	1	10.2
1963	^{ACC} Stan Crisson (Sr.)	48	559	7	11.6
1964	James Scott (Sr.)	29	388	1	13.4
1965	Chuck Drulis (Sr.)	39	390	2	10.0
1966	Dave Dunaway (Sr.)	43	614	3	14.3
1967	Jim Dearth (So.)	20	284	0	14.2
1968	^{ACC} Henley Carter (Sr.)	65	892	2	13.7
1969	Marcel Courtillet (Sr.)	45	489	2	10.9
1970	^{ACC} Wes Chesson (Sr.)	74	1,080	3	14.6
1971	Dan Phelan (Sr.)	17	273	0	16.0
1972	Mark Landon (So.)	16	206	1	12.8
1973	Ben Fordham (Jr.)	30	438	0	14.6
1974	Troy Slade (Jr.)	31	489	2	15.8
1975	Troy Slade (Sr.)	43	654	0	15.2
1976	^{ACC} Tom Hall (Jr.)	44	594	1	13.5
1977	Tom Hall (Sr.)	33	418	1	12.7
1978	Derrick Lewis (So.)	20	365	1	18.3
1979	Ron Fredrick (So.)	28	395	3	14.1
1980	Marvin Brown (Sr.)	34	451	1	13.3
1981	Cedric Jones (Sr.)	42	832	10	19.8
1982	^{ACC} Mark Militello (Jr.)	52	725	2	13.9
1983	^{ACC} Mike Grayson (Sr.)	66	582	2	8.8
1984	Chuck Herring (Jr.)	37	627	0	16.9
1985	Doug Green (So.)	51	804	8	15.8
1986	Doug Green (Jr.)	46	608	6	13.2
1987	^{ACC} Roger Boone (So.)	62	587	0	9.5
1988	^{ACC} Roger Boone (Jr.)	73	630	2	8.6
1989	Clarkston Hines (Sr.)	61	1,149	17	18.8
1990	Randy Cuthbert (So.)	46	374	1	8.1
1991	Chris Brown (Sr.)	38	302	3	7.9
1992	Randy Cuthbert (Sr.)	37	345	1	9.3
1993	Stanley Dorsey (Sr.)	44	678	4	15.4
1994	Bill Khayat (Jr.)	49	562	2	11.5
1995	Marc Wilson (Jr.)	47	531	2	11.3
1996	Corey Thomas (Jr.)	38	527	4	13.9
1997	Scottie Montgomery (So.)	51	633	4	12.4
1998	Scottie Montgomery (Jr.)	60	793	3	13.2
1999	Scottie Montgomery (Sr.)	51	819	5	16.1
2000	Mike Hart (Jr.)	31	540	0	17.4
2001	Ben Erdeljac (Sr.)	42	684	1	16.3
2002	Khary Sharpe (So.)	30	458	6	15.3
2003	Reggie Love (Sr.)	27	290	4	10.7
2004	Ben Patrick (So.)	32	311	1	9.7
2005	Ben Patrick (Jr.)	30	252	0	8.4
2006	Jomar Wright (Jr.)	40	561	2	14.0
2007	Jomar Wright (Sr.)	56	599	5	10.7
2008	Eron Riley (Sr.)	61	693	8	11.4
2009	^{ACC} Donovan Varner (So.)	65	1,047	8	16.1

Receiving Yards

Year	Name	Rec	Yds	TD	Avg
1938	James Marion (Sr.)	7	62	-	8.9
1939	George McAfee (Sr.)	10	229	-	22.9
1940	Steve Lach (Jr.)	26	335	-	12.9
1941	Steve Lach (Sr.)	22	366	-	16.6
1942	Gordon Carver (So.)	7	152	-	21.7
1943	Lamar Blount (Sr.)	6	227	-	37.8
1944	Gordon Carver (Jr.)	13	252	-	19.4
1945	Gordon Carver (Sr.)	7	140	-	20.0
1946	Buddy Mulligan (Jr.)	8	156	-	19.5
1947	Buddy Mulligan (Sr.)	13	176	0	13.5
1948	Tom Hughes (Jr.)	15	237	2	15.8
1949	Tom Hughes (Sr.)	25	329	0	13.2
1950	Corren Youmans (Sr.)	40	446	1	11.2
1951	Blaine Earon (Sr.)	11	193	2	17.5
1952	Howard Pitt (Jr.)	20	277	6	13.9
1953	Howard Pitt (Sr.)	14	189	0	13.5
1954	Ed Post (Jr.)	8	203	2	25.4
1955	Bernie Blaney (Jr.)	8	169	3	21.1
1956	Buddy Bass (Sr.)	9	136	1	15.1
1957	Wray Carlton (Jr.)	8	174	2	21.8
1958	Wray Carlton (Sr.)	17	189	2	11.1
1959	Joel Arrington (So.)	13	124	1	9.5
1960	^{ACC} Tee Moorman (Sr.)	54	476	3	8.8
1961	Stan Crisson (So.)	20	241	2	12.1
1962	Stan Crisson (Jr.)	30	307	1	10.2
1963	^{ACC} Stan Crisson (Sr.)	48	559	7	11.6
1964	James Scott (Sr.)	29	388	1	13.4
1965	Dave Dunaway (Jr.)	21	393	5	18.7
1966	^{ACC} Dave Dunaway (Sr.)	43	614	3	14.3
1967	Jim Dearth (So.)	20	284	0	14.2
1968	^{ACC} Henley Carter (Sr.)	65	892	2	13.7
1969	Wes Chesson (Jr.)	43	525	3	12.4
1970	^{ACC} Wes Chesson (Sr.)	74	1,080	3	14.6
1971	Dan Phelan (Sr.)	17	273	0	16.0
1972	Mark Landon (So.)	16	206	1	12.8
1973	Ben Fordham (Jr.)	30	438	0	14.6
1974	Troy Slade (Jr.)	31	489	2	15.8
1975	^{ACC} Troy Slade (Sr.)	43	654	0	15.2
1976	^{ACC} Tom Hall (Jr.)	44	594	1	13.5
1977	Tom Hall (Sr.)	33	418	1	12.7
1978	Derrick Lewis (So.)	20	365	1	18.3
1979	Ron Fredrick (So.)	28	395	3	14.1
1980	Marvin Brown (Sr.)	34	451	1	13.3
1981	^{ACC} Cedric Jones (Sr.)	42	832	10	19.8
1982	^{ACC} Chris Castor (Sr.)	46	952	13	20.7
1983	Mark Militello (Sr.)	63	682	3	10.8
1984	Chuck Herring (Jr.)	37	627	0	16.9
1985	^{ACC} Doug Green (So.)	51	804	8	15.8
1986	Doug Green (Jr.)	46	608	6	13.2
1987	^{ACC} Clarkston Hines (So.)	57	1,093	11	19.2
1988	^{ACC} Clarkston Hines (Jr.)	68	1,067	10	15.7
1989	^{ACC} Clarkston Hines (Sr.)	61	1,149	17	18.8
1990	Marc Mays (Jr.)	35	457	2	13.1
1991	Walter Jones (Sr.)	31	518	6	16.7
1992	Brad Breedlove (Jr.)	29	479	2	16.5
1993	Stanley Dorsey (Sr.)	44	678	4	15.4
1994	Bill Khayat (Jr.)	49	562	2	11.5
1995	Marc Wilson (Jr.)	47	531	2	11.3
1996	Corey Thomas (Jr.)	38	527	4	13.9
1997	Corey Thomas (Sr.)	45	707	7	15.7
1998	Scottie Montgomery (Jr.)	60	793	3	13.2
1999	Scottie Montgomery (Sr.)	51	819	5	16.1
2000	Mike Hart (Jr.)	31	540	0	17.4
2001	Ben Erdeljac (Sr.)	42	684	1	16.3
2002	Khary Sharpe (So.)	30	458	6	15.3
2003	Reggie Love (Sr.)	27	290	4	10.7
2004	Jomar Wright (Fr.)	18	323	1	17.9
2005	Ben Patrick (Jr.)	30	252	0	8.4
2006	Eron Riley (So.)	32	643	3	20.1
2007	Eron Riley (Jr.)	40	830	9	20.8
2008	Eron Riley (Sr.)	61	693	8	11.4
2009	Donovan Varner (So.)	65	1,047	8	16.1

Total Offense

Year	Name	Rush	Pass	Total
1938	Bob O'Mara (Sr.)	703	0	703
1939	George McAfee (Sr.)	596	138	734
1940	Frank Swiger (Sr.)	256	357	613
1941	Tom Davis (So.)	569	506	1,075
1942	Tom Davis (Jr.)	417	179	596
1943	Buddy Luper (Jr.)	520	351	871
1944	George Clark (So.)	528	137	665
1945	George Clark (Jr.)	530	275	805
1946	George Clark (Sr.)	190	190	380
1947	Fred Folger (Jr.)	304	383	687
1948	Fred Folger (Sr.)	232	457	689
1949	Billy Cox (Jr.)	489	779	1,268
1950	Billy Cox (Sr.)	567	1,428	1,995
1951	Jerry Barger (Fr.)	247	366	613
1952	Worth Lutz (So.)	269	533	802
1953	Lloyd Caudle (Sr.)	510	0	510
1954	Jerry Barger (Sr.)	100	603	703
1955	^{ACC} Bob Pascal (Sr.)	750	54	804
1956	Harold McElhaney (Jr.)	449	0	449
1957	Wray Carlton (Jr.)	833	0	833
1958	Bob Brodhead (Sr.)	39	651	690
1959	Joel Arrington (So.)	444	0	444
1960	Don Altman (Jr.)	0	635	635
1961	Gilroy Garner (Jr.)	41	549	590
1962	Walter Rappold (Sr.)	64	696	760
1963	Scotty Glacken (So.)	85	1,265	1,350
1964	Scotty Glacken (Jr.)	31	1,178	1,209
1965	Todd Orvald (Jr.)	36	850	886
1966	Jay Calabrese (Jr.)	580	0	580
1967	Al Woodall (Sr.)	169	1,019	1,188
1968	^{ACC} Leo Hart (So.)	102	2,238	2,340
1969	^{ACC} Leo Hart (Jr.)	-30	1,642	1,612
1970	^{ACC} Leo Hart (Sr.)	79	2,236	2,315
1971	Steve Jones (Jr.)	861	44	905
1972	Steve Jones (Sr.)	1236	0	1,236
1973	Mark Johnson (Jr.)	253	497	750
1974	Hal Spears (Jr.)	107	1,132	1,239
1975	Bob Corbett (Sr.)	50	1,063	1,113
1976	^{ACC} Mike Dunn (So.)	757	1,078	1,835
1977	Mike Dunn (Jr.)	576	1,239	1,815
1978	Mike Dunn (Sr.)	193	668	861
1979	Stanley Driskell (Sr.)	190	721	911
1980	Ben Bennett (Fr.)	-210	2,050	1,840
1981	Ben Bennett (So.)	-59	1,445	1,386
1982	^{ACC} Ben Bennett (Jr.)	-148	3,033	2,885
1983	^{ACC} Ben Bennett (Sr.)	-136	3,086	2,950
1984	Steve Slayden (Fr.)	-78	1,229	1,151
1985	Steve Slayden (So.)	82	1,937	2,019
1986	Steve Slayden (Jr.)	77	1,914	1,991
1987	^{ACC} Steve Slayden (Sr.)	44	2,924	2,968
1988	^{ACC} Anthony Dilweg (Sr.)	-111	3,824	3,713
1989	Billy Ray (Jr.)	115	2,035	2,150
1990	Dave Brown (Jr.)	123	1,444	1,567
1991	^{ACC} Dave Brown (Sr.)	57	2,794	2,851
1992	Spence Fischer (Fr.)	-58	1,505	1,447
1993	Spence Fischer (So.)	17	2,561	2,578
1994	Spence Fischer (Jr.)	26	2,285	2,311
1995	Spence Fischer (Sr.)	104	2,668	2,772
1996	Matt Rader (So.)	-6	905	899
1997	Bobby Campbell (Fr.)	82	925	1,007
1998	Bobby Campbell (So.)	61	1,199	1,260
1999	Spencer Romine (Jr.)	-97	1,638	1,541
2000	D. Bryant (So.)	-96	1,448	1,352
2001	D. Bryant (Jr.)	15	2,454	2,469
2002	Adam Smith (So.)	-119	2,031	1,912
2003	Mike Schneider (Fr.)	181	1,220	1,401
2004	Mike Schneider (So.)	-59	1,527	1,468
2005	Zack Asack (Fr.)	95	966	1,061
2006	Thaddeus Lewis (Fr.)	-74	2,134	2,060
2007	Thaddeus Lewis (So.)	-148	2,430	2,282
2008	Thaddeus Lewis (Jr.)	96	2,171	2,267
2009	Thaddeus Lewis (Sr.)	48	3,330	3,378

Scoring

Year	Name	TD	FG	XP1	XP2	Pts
1938	Bob O'Mara (Sr.)	5	0	0	0	30
1939	George McAfee (Sr.)	7	0	0	0	42
	Roger Robinson (Sr.)	7	0	0	0	42
1940	Steve Lach (Jr.)	5	0	0	0	30
1941	Winston Siegfried (Sr.)	14	0	2	0	86
1942	Tom Davis (Jr.)	9	0	0	0	54
1943	Robert Gantt (Jr.)	1	0	41	0	47
1944	Tom Davis (Sr.)	8	0	0	0	48
1945	George Clark (So.)	7	0	0	0	42
1946	Leo Long (Sr.)	7	0	0	0	42
1947	George Clark (Sr.)	3	0	0	0	18
1948	Five tied with	3	0	0	0	18
1949	Billy Cox (Jr.)	10	0	0	0	60
1950	Tom Powers (Sr.)	9	0	0	0	54
1951	Charlie Smith (Jr.)	7	0	0	0	42
1952	Red Smith (Jr.)	5	0	20	0	50
1953	^{ACC} Lloyd Caudle (Sr.)	9	0	0	0	54
1954	^{ACC} Bob Pascal (Jr.)	10	0	0	0	60
1955	Bob Pascal (Sr.)	8	0	0	0	48
1956	Ed Rushton (Jr.)	5	0	0	0	30
1957	Wray Carlton (Jr.)	10	0	14	0	74
1958	^{ACC} Wray Carlton (Sr.)	8	0	4	2	56
1959	Jack Wilson (So.)	4	0	0	0	24
	Joel Arrington (So.)	4	0	0	0	24
1960	Dean Wright (Jr.)	5	0	0	2	34
1961	Billy Reynolds (Jr.)	0	5	16	0	31
1962	Mike Curtis (So.)	8	0	0	1	50
1963	^{ACC} Jay Wilkinson (Sr.)	12	0	0	0	72
1964	Mike Curtis (Sr.)	4	0	0	0	24
	Chuck Drulis (Jr.)	4	0	0	0	24
1965	Jay Calabrese (So.)	9	0	0	0	54
1966	Jay Calabrese (Jr.)	10	0	0	0	60
1967	Jay Calabrese (Sr.)	5	0	0	0	30
1968	Phil Asack (So.)	8	0	0	1	50
1969	Leo Hart (Jr.)	7	0	0	0	42
1970	Steve Jones (So.)	6	0	0	0	36
1971	Ernie Jackson (Sr.)	8	0	0	0	48
1972	Steve Jones (Sr.)	6	0	0	0	36
1973	Dave Malechek (Fr.)	0	7	13	0	34
1974	Larry Martinez (Jr.)	8	0	0	0	48
1975	Vince Fusco (Jr.)	0	9	20	0	47
1976	Mike Dunn (So.)	12	0	0	4	80
1977	Scott Wolcott (Sr.)	0	10	19	0	49
1978	Greg Rhett (Jr.)	5	0	0	0	30
1979	Scott McKinney (So.)	0	7	17	0	38
1980	Scott McKinney (Jr.)	0	6	28	0	46
1981	Cedric Jones (Sr.)	10	0	0	0	60
1982	Chris Castor (Sr.)	13	0	0	0	78
1983	Mike Grayson (Sr.)	10	0	0	0	60
1984	Ken Harper (Jr.)	0	13	9	0	48
1985	Doug Green (So.)	8	0	0	0	48
1986	Doug Peterson (So.)	0	10	14	0	44
1987	Doug Peterson (Jr.)	0	15	34	0	79
1988	Doug Peterson (Sr.)	0	12	34	0	70
1989	^{ACC} Clarkston Hines (Sr.)	17	0	0	1	104
1990	Randy Gardner (So.)	0	10	26	0	56
1991	Randy Gardner (Jr.)	0	7	28	0	49
1992	Randy Gardner (Sr.)	0	7	32	0	53
1993	Tom Cochran (So.)	0	9	21	0	48
1994	Robert Baldwin (Sr.)	13	0	0	0	78
1995	Laymarr Marshall (So.)	13	0	0	0	78
1996	Sims Lenhardt (Fr.)	0	9	15	0	42
1997	Sims Lenhardt (So.)	0	16	22	0	70
1998	Sims Lenhardt (Jr.)	0	16	21	0	69
1999	Sims Lenhardt (Sr.)	0	14	17	0	59
2000	Chris Douglas (Fr.)	7	0	0	0	42
2001	Chris Douglas (So.)	8	0	0	0	48
2002	Brent Garber (Jr.)	0	14	21	0	63
2003	Chris Douglas (Sr.)	6	0	0	0	36
2004	Matt Brooks (Sr.)	0	13	18	0	57
2005	Justin Boyle (So.)	9	0	0	0	54
2006	Justin Boyle (Jr.)	5	0	0	0	30
2007	Eron Riley (Jr.)	9	0	0	0	54
2008	Nick Maggio (So.)	0	11	28	0	61
2009	Will Snyderwine (So.)	0	17	24	0	75

Placekicking

Year	Name	PAT	FG	Lg
1941	Thompson Prothro (Sr.)	17	-	-
1942	Robert Gantt (So.)	24	-	-
1943	Robert Gantt (Jr.)	41-46	-	-
1944	Harold Raether (Sr.)	18-27	-	-
1945	Bert Sutton (Sr.)	23-33	-	-
1946	Robert Gantt (Sr.)	13	-	-
1947	Paul Stephanz (So.)	6-9	-	-
1948	Mike Souchak (So.)	18-21	-	-
1949	Mike Souchak (Sr.)	32-38	-	-
1950	Mike Souchak (Sr.)	26-29	-	-
1951	Ray Green (Jr.)	21-30	-	-
1952	Red Smith (Jr.)	20-23	-	-
1953	Bernie Jack (Sr.)	7-8	1	-
1954	Jim Nelson (Jr.)	25-30	-	-
1955	Jim Nelson (Sr.)	21-25	0-1	-
1956	Bernie Blaney (Sr.)	10-11	0-0	-
1957	Wray Carlton (Jr.)	14-17	0-0	-
1958	Wray Carlton (Sr.)	4-7	0-1	-
1959	Arthur Browning (Sr.)	8-9	2-3	28
1960	William Reynolds (So.)	8-10	3-7	35
1961	William Reynolds (Jr.)	16-19	5-7	39
1962	William Reynolds (Sr.)	18-23	7-11	45
1963	Mike Curtis (Jr.)	11-16	2-6	-
1964	Mark Caldwell (Jr.)	10-12	4-9	-
1965	Mark Caldwell (Sr.)	19-24	1-5	40
1966	Bob Matheson (Sr.)	15-19	3-4	33
1967	Robert Riesenfeld (Sr.)	17-18	4-13	47
1968	David Pugh (So.)	13-18	2-4	42
1969	David Pugh (Jr.)	15-18	4-9	46
1970	David Pugh (Sr.)	18-20	6-10	-
1971	David Wright (Jr.)	20-22	6-13	44
1972	Hugh Bayless (So.)	8-11	1-3	18
1973	Dave Malechek (Fr.)	13-14	7-18	34
1974	Rich McInturff (Sr.)	8-12	3-8	-
1975	Vince Fusco (Jr.)	20-21	9-16	44
1976	Vince Fusco (Sr.)	16-18	12-20	57
1977	Scott Wolcott (Sr.)	19-20	10-16	43
1978	Scott McKinney (Fr.)	5-7	7-11	45
1979	Scott McKinney (So.)	17-17	7-12	42
1980	Scott McKinney (Jr.)	28-28	6-9	43
1981	Scott McKinney (Sr.)	22-23	12-20	42
1982	John Tolish (So.)	26-27	9-16	43
1983	Ken Harper (So.)	26-28	10-18	45
1984	Ken Harper (Jr.)	9-9	13-16	49
1985	Ken Harper (Sr.)	19-23	6-16	29
1986	Doug Peterson (So.)	14-18	10-13	45
1987	Doug Peterson (Jr.)	34-36	15-22	55
1988	Doug Peterson (Sr.)	34-35	12-16	44
1989	Randy Gardner (Fr.)	36-39	9-16	42
1990	Randy Gardner (So.)	26-27	10-13	47
1991	Randy Gardner (Jr.)	28-29	7-12	45
1992	Randy Gardner (Sr.)	32-32	7-16	46
1993	Tom Cochran (So.)	21-23	9-17	43
1994	Tom Cochran (Jr.)	37-40	13-22	44
1995	Tom Cochran (Sr.)	32-33	14-18	45
1996	Sims Lenhardt (Fr.)	15-18	9-15	47
1997	Sims Lenhardt (So.)	22-22	16-20	50
1998	Sims Lenhardt (Jr.)	21-21	16-22	54
1999	Sims Lenhardt (Sr.)	17-17	14-18	50
2000	Brent Garber (Fr.)	16-18	7-12	47
2001	Brent Garber (So.)	18-20	6-9	48
2002	Brent Garber (Jr.)	21-23	14-26	63
2003	Matt Brooks (Jr.)	15-17	6-9	44
	Brent Garber (Sr.)	5-5	7-12	54
2004	Matt Brooks (Sr.)	18-19	13-19	53
2005	Joe Surgan (Fr.)	15-16	6-8	49
2006	Joe Surgan (So.)	9-12	3-10	40
2007	Nick Maggio (Fr.)	13-13	2-5	40
2008	Nick Maggio (So.)	28-28	11-14	46
	Joe Surgan (Sr.)	0-0	2-4	55
2009	Will Snyderwine (So.)	24-24	17-20	51
	Nick Maggio (Jr.)	9-9	2-4	26

Punting

Year	Name	No	Yds	Avg	Lg
1939	George McAfee (Sr.)	40	1,531	38.2	-
1940	Steve Lach (Jr.)	43	1,662	38.6	60
1941	Steve Lach (Sr.)	28	1,285	45.9	64
1942	Moffat Storer (Sr.)	31	1,108	35.7	-
1943	Tom Davis (Jr.)	26	882	33.9	79
1944	Tom Davis (Sr.)	36	1,350	39.0	-
1945	Gordon Carver (Sr.)	51	1,839	36.0	-
1946	Buddy Mulligan (Jr.)	49	1,694	34.5	-
1947	Fred Folger (Jr.)	68	2,913	42.8	-
1948	Fred Folger (Sr.)	49	1,980	40.4	-
1949	Billy Cox (Jr.)	51	1,865	36.6	-
1950	Billy Cox (Sr.)	50	1,802	36.0	-
1951	Red Smith (So.)	47	1,911	40.7	-
1952	Worth Lutz (So.)	39	1,501	38.5	-
1953	Jerry Barger (Jr.)	34	1,210	35.6	-
1954	Jerry Barger (Sr.)	19	559	33.5	-
1955	Bob Pascal (Sr.)	33	1,098	33.2	-
1956	George Dutrow (So.)	14	473	33.8	-
1957	George Dutrow (Jr.)	45	1,629	36.2	-
1958	George Dutrow (Sr.)	34	1,116	32.8	-
1959	Joel Arrington (So.)	44	1,403	31.9	-
1960	Randy Clark (Jr.)	42	1,520	36.2	-
1961	Randy Clark (Sr.)	47	1,727	36.8	-
1962	Robert Hawn (Sr.)	42	1,498	35.6	-
1963	Rodney Stewart (So.)	53	1,771	33.4	-
1964	Rodney Stewart (Jr.)	40	1,448	36.2	-
1965	ACC Rodney Stewart (Sr.)	41	1,743	42.6	-
1966	Dave Dunaway (Sr.)	65	2,338	36.0	58
1967	Don Baglien (So.)	51	1,846	36.2	53
1968	Wes Chesson (So.)	53	1,795	33.9	50
1969	Wes Chesson (Jr.)	64	2,405	37.6	58
1970	Wes Chesson (Sr.)	36	1,353	37.6	52
1971	Steve Jones (Jr.)	25	932	37.2	56
1972	Steve Jones (Sr.)	65	2,684	41.3	71
1973	Robert Grupp (Fr.)	37	1,399	37.8	57
1974	Robert Grupp (So.)	57	2,317	40.6	60
1975	Robert Grupp (Jr.)	40	1,722	43.1	59
1976	Robert Grupp (Sr.)	45	1,794	39.9	63
1977	Ricky Brummitt (Fr.)	30	1,072	35.7	54
1978	Ricky Brummitt (So.)	64	2,494	39.0	73
1979	Ricky Brummitt (Jr.)	82	3,064	37.4	65
1980	Ricky Brummitt (Sr.)	65	2,685	41.3	56
1981	John Tolish (Fr.)	60	2,280	38.0	57
1982	John Tolish (So.)	46	1,899	41.3	60
1983	John Tolish (Jr.)	53	2,299	43.4	64
1984	John Tolish (Sr.)	44	1,722	39.1	55
1985	Anthony Dilweg (Fr.)	54	2,178	40.3	56
1986	Anthony Dilweg (So.)	56	2,253	40.2	59
1987	Anthony Dilweg (Jr.)	50	1,909	38.2	64
1988	Anthony Dilweg (Sr.)	39	1,549	39.7	54
1989	Randy Gardner (Fr.)	21	708	33.7	50
1990	Randy Gardner (So.)	36	1,309	36.4	51
1991	Tim Davis (Jr.)	29	1,098	37.9	53
1992	Tim Davis (Sr.)	51	2,101	41.2	68
1993	John Krueger (Fr.)	50	1,966	39.3	60
1994	John Krueger (So.)	58	2,430	41.9	60
1995	John Krueger (Jr.)	62	2,517	40.6	66
1996	ACC John Krueger (Sr.)	58	2,619	45.2	67
1997	Brian Morton (Fr.)	59	2,445	41.4	58
1998	Brian Morton (So.)	73	2,952	40.4	65
1999	Brian Morton (Jr.)	73	3,125	42.8	80
2000	ACC Brian Morton (Sr.)	77	3,478	45.2	63
2001	Trey McDonald (Fr.)	60	2,304	38.4	53
2002	Trey McDonald (So.)	49	1,923	39.2	64
2003	Trey McDonald (Jr.)	55	2,236	40.7	56
2004	Trey McDonald (Sr.)	64	2,541	39.7	66
2005	Chris Sprague (Sr.)	76	3,144	41.4	64
2006	Alex Feinberg (Sr.)	63	2,366	37.6	49
2007	Kevin Jones (Fr.)	75	2,871	38.3	64
2008	Kevin Jones (So.)	71	2,899	40.8	68
2009	Kevin Jones (Jr.)	54	2,120	39.3	59

Punt Return Yards

Year	Name	No	Yds	Avg	TD
1938	Robert Spangler (Sr.)	34	299	8.8	0
1939	George McAfee (Sr.)	37	365	9.7	0
1940	NA				
1941	NA				
1942	Buddy Luper (So.)	25	426	17.0	1
1943	Buddy Luper (Jr.)	19	221	11.6	0
1944	George Clark (Fr.)	17	335	19.7	1
1945	NA				
1946	George Clark (Jr.)	19	269	14.1	0
1947	Fred Folger (Jr.)	33	296	9.0	0
1948	Billy Cox (So.)	11	120	10.9	0
1949	Noyes Powers (Jr.)	16	205	12.8	0
1950	George Grune (Jr.)	21	136	6.5	0
1951	George Grune (Sr.)	22	158	7.2	0
1952	Richard Sommers (Sr.)	31	228	7.4	1
1953	Jerry Barger (Jr.)	19	222	11.7	0
1954	Bob Pascal (Sr.)	6	33	5.5	0
1955	Dale Boyd (Sr.)	11	52	4.7	0
1956	Robert Brodhead (Jr.)	5	41	8.2	0
1957	George Dutrow (Jr.)	6	45	7.5	0
1958	Bunny Bell (Jr.)	11	127	11.5	1
1959	Joel Arrington (So.)	6	71	11.8	0
1960	Mark Leggett (So.)	10	136	13.5	0
1961	ACC Jay Wilkinson (So.)	22	328	14.9	2
1962	ACC Jay Wilkinson (Jr.)	28	259	9.3	0
1963	Jay Wilkinson (Sr.)	15	174	11.6	1
1964	John Gutekunst (Jr.)	20	95	4.8	0
1965	John Gutekunst (Sr.)	22	145	6.6	0
1966	Andy Beath (Jr.)	18	169	9.4	1
1967	Robert Hepler (So.)	16	152	9.5	0
1968	Larry Davis (Sr.)	8	77	9.6	0
1969	Rich Searl (So.)	13	115	8.8	0
1970	Rich Searl (Jr.)	27	222	8.2	0
1971	Ernie Jackson (Sr.)	18	175	9.7	1
1972	Bill Hanenberg (Sr.)	35	392	11.2	0
1973	ACC Troy Slade (So.)	39	440	11.3	1
1974	Troy Slade (Jr.)	39	298	7.7	0
1975	ACC Troy Slade (Sr.)	23	283	12.3	0
1976	Earl Cook (Sr.)	17	91	5.4	0
1977	ACC George Gawdun (So.)	14	164	11.7	1
1978	George Gawdun (Jr.)	22	166	7.5	0
1979	George Gawdun (Sr.)	9	45	5.0	0
1980	Dennis Tabron (Jr.)	21	159	7.6	0
1981	Mark Miliello (So.)	20	89	4.4	0
1982	Chip Anderson (So.)	1	27	27.0	0
1983	Mike Grayson (Sr.)	12	110	9.2	0
1984	Joby Branon (Sr.)	20	180	9.0	0
1985	ACC Doug Green (Jr.)	15	155	10.3	0
1986	Mike Diminick (So.)	13	59	4.5	0
1987	Mike Diminick (Jr.)	23	91	4.0	0
1988	Wyatt Smith (Fr.)	21	142	6.8	0
1989	Wyatt Smith (So.)	13	147	3.6	0
1990	Brad Breedlove (Fr.)	12	140	11.7	0
1991	Brad Breedlove (So.)	15	105	7.0	0
1992	Keith DuBose (Sr.)	27	301	11.1	0
1993	Brad Breedlove (Sr.)	16	120	7.5	1
1994	Adam Geis (Fr.)	20	188	9.4	0
1995	Reco Owens (Fr.)	12	115	9.6	0
1996	Adam Geis (Jr.)	15	95	6.3	0
1997	Ben Erdeljac (Fr.)	10	95	9.5	0
1998	Ronnie Hamilton (Fr.)	14	94	6.7	0
1999	Scottie Montgomery (Sr.)	8	144	18.0	0
2000	Ronnie Hamilton (Jr.)	18	151	8.4	1
2001	ACC Ronnie Hamilton (Sr.)	20	311	15.6	1
2002	Khary Sharpe (So.)	26	162	6.2	0
2003	Lance Johnson (Jr.)	21	105	5.0	0
2004	Chris Davis (Fr.)	9	26	2.9	0
2005	Chris Davis (So.)	22	167	7.6	0
2006	Leon Wright (Fr.)	15	91	6.1	0
2007	Leon Wright (So.)	15	85	5.7	0
2008	Lee Butler (Fr.)	7	53	7.6	0
2009	Johnny Williams (So.)	13	108	8.3	0

Kickoff Return Yards

Year	Name	No	Yds	Avg	TD
1938	George McAfee (Jr.)	2	58	29.0	0
1939	George McAfee (Sr.)	5	111	22.2	0
1940	N/A				
1941	N/A				
1942	Buddy Luper (So.)	5	119	23.8	0
1943	Tom Davis (Jr.)	3	113	37.7	0
1944	George Clark (Fr.)	10	296	29.6	0
1945	Gordon Carver (So.)	5	133	26.6	0
1946	George Clark (Jr.)	6	164	27.3	-
1947	Fred Folger (Jr.)	7	105	15.0	0
1948	John Friedlund (So.)	12	257	21.4	-
1949	Noyes Powers (Jr.)	6	188	31.3	-
1950	Noyes Powers (Sr.)	5	100	20.0	-
1951	Jack Kistler (So.)	8	176	22.0	0
1952	Jack Kistler (Jr.)	7	109	15.6	0
1953	Jerry Barger (Jr.)	6	149	24.8	0
1954	Jerry Barger (Sr.)	7	139	19.9	0
1955	Bob Pascal (Sr.)	4	87	21.8	0
1956	Bernie Blaney (Sr.)	5	197	39.4	1
1957	Wray Carlton (Jr.)	8	192	24.0	0
1958	Wray Carlton (Sr.)	13	332	25.5	0
1959	Joel Arrington (So.)	7	158	22.6	0
1960	Mark Leggett (So.)	8	149	18.6	0
1961	Mark Leggett (Jr.)	11	231	21.0	0
1962	Jay Wilkinson (Jr.)	10	219	21.9	0
1963	Jay Wilkinson (Sr.)	9	260	28.9	0
1964	John Gutekunst (Jr.)	21	458	21.8	0
1965	Donald Brannon (So.)	9	164	18.2	0
1966	Andy Beath (Jr.)	25	447	17.9	0
1967	Andy Beath (Sr.)	6	156	26.0	0
1968	Ed Hicklin (Sr.)	27	553	20.5	0
1969	Bob Zwirko (So.)	22	407	18.5	0
1970	Steve Jones (So.)	15	366	24.4	0
1971	Ernie Jackson (Sr.)	15	356	23.7	0
1972	Thomas Maloney (Fr.)	9	185	20.5	0
1973	Troy Slade (So.)	25	611	24.4	0
1974	Troy Slade (Jr.)	27	528	19.6	0
1975	Troy Slade (Sr.)	31	618	19.9	0
1976	^{ACC} Art Gore (Sr.)	22	563	25.6	0
1977	Craig Hoskins (So.)	21	477	22.7	0
1978	Craig Hoskins (Jr.)	17	380	22.4	0
1979	^{ACC} Cedric Jones (So.)	20	542	27.1	1
1980	^{ACC} Dennis Tabron (Jr.)	11	251	22.8	0
1981	Cedric Jones (Sr.)	12	214	17.8	0
1982	Greg Boone (Sr.)	6	212	35.3	1
1983	Julius Grantham (Fr.)	20	442	22.1	0
1984	Mike Atkinson (Sr.)	26	579	22.3	0
1985	Stanley Monk (So.)	22	455	20.7	0
1986	Stanley Monk (Jr.)	14	258	18.4	0
1987	Randy Jones (Fr.)	20	395	19.8	0
1988	Quinton McCracken (Fr.)	19	483	25.4	1
1989	Randy Jones (Jr.)	23	477	20.7	0
1990	^{ACC} Randy Jones (Sr.)	24	678	28.3	2
1991	Brad Breedlove (So.)	17	420	24.7	0
1992	² Brad Breedlove (Jr.)	15	438	29.2	0
1993	Leroy Gallman (Jr.)	29	674	23.2	1
1994	Tijan Redmon (Jr.)	11	265	24.1	0
1995	Tijan Redmon (Sr.)	45	1065	23.7	0
1996	Richmond Flowers (Fr.)	27	512	19.0	0
1997	Scottie Montgomery (So.)	26	596	22.9	0
1998	Richmond Flowers (So.)	20	457	22.8	0
1999	Scottie Montgomery (Sr.)	21	587	28.0	1
2000	³ Chris Douglas (Fr.)	35	766	21.9	0
2001	Chris Douglas (So.)	37	775	20.9	0
2002	Ronnie Elliott (Fr.)	17	294	17.3	0
2003	Senterrio Landrum (Jr.)	25	709	28.4	0
2004	Chris Davis (Fr.)	20	516	25.8	1
2005	Chris Davis (So.)	20	425	21.2	0
2006	Jabari Marshall (So.)	38	953	25.1	0
2007	Jabari Marshall (Jr.)	38	933	24.6	1
2008	Jabari Marshall (Sr.)	31	744	24.0	0
2009	Desmond Scott (Fr.)	18	452	25.1	0

Total Tackles

Year	Name	Solo	Ast	Total
1974	Keith Stoneback (Sr.)	71	63	134
1975	Dave Meier (Sr.)	82	68	150
1976	Jim Reilly (Jr.)	76	61	137
1977	Carl McGee (Jr.)	59	75	134
1978	Carl McGee (Sr.)	49	85	134
1979	Greg Stroud (Jr.)	64	19	83
1980	Jim Tyson (Jr.)	73	52	125
1981	Emmett Tilley (Jr.)	91	73	164
1982	Emmett Tilley (Sr.)	88	28	116
1983	Nick Buonoconti (So.)	54	43	97
1984	Mike Junkin (So.)	49	56	105
1985	^{ACC} Mike Junkin (Jr.)	105	57	162
1986	^{ACC} Mike Junkin (Sr.)	110	78	188
1987	Jim Godfrey (Sr.)	77	67	144
1988	^{ACC} Erwin Sampson (Fr.)	88	62	150
1989	George Edwards (Sr.)	62	54	116
1990	Mark Allen (Jr.)	54	67	121
1991	Darrell Spells (Jr.)	73	51	124
1992	Darrell Spells (Sr.)	71	48	119
1993	Brad Sherrod (Sr.)	71	42	113
1994	Billy Granville (So.)	69	46	115
1995	Ray Farmer (Sr.)	72	39	111
1996	Billy Granville (Sr.)	61	73	134
1997	Chike Egbuniwe (Sr.)	82	50	132
1998	Ryan Stallmeyer (Jr.)	45	40	85
1999	Ryan Stallmeyer (Sr.)	70	40	110
2000	Ryan Fowler (Fr.)	59	28	87
2001	Ryan Fowler (So.)	70	57	127
2002	Ryan Fowler (Jr.)	78	67	145
2003	Terrell Smith (Sr.)	75	65	140
2004	Giuseppe Aguanno (Sr.)	58	36	94
2005	Michael Taullilli (Fr.)	56	36	92
2006	Michael Taullilli (So.)	32	62	94
2007	Vincent Rey (So.)	49	62	111
2008	^{ACC} Michael Taullilli (Sr.)	63	77	140
2009	Vincent Rey (Sr.)	44	54	98

Tackles For Loss

Year	Name	TFL
1976	Jeffrey Green (Jr.)	9.0
1977	Carl McGee (Jr.)	9.0
1978	Andy Schoenhof (Sr.)	7.0
	Eric Drescher (Jr.)	7.0
1979	Charles Bowser (So.)	8.5
1980	Jimmy Tyson (So.)	7.0
1981	Charles Bowser (Sr.)	18.5
1982	Chris Arendt (Sr.)	8.0
1983	Harry Ward (So.)	8.0
1984	Reggie Andrews (Jr.)	10.0
1985	^{ACC} Reggie Andrews (Sr.)	21.5
1986	Mike Junkin (So.)	15.0
1987	Dave Demore (Sr.)	12.0
1988	Anthony Allen (Jr.)	14.5
1989	John McDonald (Sr.)	10.0
1990	Scott Youmans (So.)	13.0
1991	Duane Marks (So.)	8.0
	David Wafle (So.)	8.0
1992	David Wafle (Jr.)	17.0
1993	James Kirkland (So.)	13.0
1994	^{ACC} John Zuanich (Jr.)	16.0
1995	James Kirkland (Sr.)	14.0
1996	Chris Combs (Fr.)	11.0
1997	Chris Combs (So.)	17.0
1998	Chris Combs (Jr.)	14.5
1999	Chris Combs (Sr.)	15.0
2000	Ryan Fowler (Fr.)	13.0
2001	Ryan Fowler (So.)	7.0
	Nate Krill (Sr.)	7.0
2002	^{ACC} Shawn Johnson (Jr.)	19.5
2003	Phillip Alexander (Jr.)	18.5
2004	Justin Kitchen (Jr.)	8.0
2005	Michael Taullilli (Fr.)	10.0
2006	Codey Lowe (Sr.)	14.0
2007	Michael Taullilli (Jr.)	13.0
2008	Greg Akinbiyi (Sr.)	14.5
2009	Ayanga Okpokowuruk (Sr.)	9.5

Quarterback Sacks

Year	Name	QBS
1978	Eric Drescher (Jr.)	5.0
1979	Charles Bowser (So.)	4.5
1980	Greg Blackwell (Fr.)	4.0
1981	ACC Charles Bowser (Sr.)	17.5
1982	Glen Barner (Sr.)	4.0
1983	Jerome Ley (Sr.)	2.0
	Murray Youmans (Fr.)	2.0
	Harry Ward (So.)	2.0
1984	Reggie Andrews (Jr.)	4.0
1985	ACC Reggie Andrews (Sr.)	10.5
1986	Brian Bernard (Jr.)	2.0
	James Godfrey (Jr.)	2.0
	Mike Junkin (Sr.)	2.0
	Jeffrey Patten (So.)	2.0
	Murray Youmans (Sr.)	2.0
1987	David Demore (Sr.)	5.0
1988	John McDonald (Jr.)	5.0
1989	Tom Corpus (Jr.)	5.5
1990	Tom Corpus (Sr.)	5.0
1991	Duane Marks (So.)	6.0
1992	David Wafle (Jr.)	4.0
1993	James Kirkland (So.)	7.0
1994	David Hawkins (Sr.)	6.0
1995	James Kirkland (Sr.)	2.0
	Brian McCormack (Fr.)	2.0
1996	Chris Combs (Fr.)	8.0
1997	Chris Combs (So.)	6.0
1998	Chris Combs (Jr.)	4.0
	Kendral Knight (Jr.)	4.0
1999	Kendral Knight (Sr.)	4.0
2000	Ryan Fowler (Fr.)	7.0
2001	Ryan Fowler (So.)	3.0
2002	ACC Shawn Johnson (Jr.)	12.0
2003	Matt Zielinski (Sr.)	7.0
2004	Eli Nichols (So.)	3.0
	Justin Kitchen (Jr.)	3.0
2005	Eli Nichols (Jr.)	3.0
2006	Patrick Bailey (Jr.)	3.5
2007	Patrick Bailey (Sr.)	4.5
	Vince Oghobaase (So.)	4.5
2008	Greg Akinbiyi (Sr.)	6.0
	Vince Oghobaase (Jr.)	6.0
2009	Ayanga Okpokowuruk (Sr.)	6.0

Interceptions

Year	Name	No	Yds	Avg	TD
1938	Robert Spangler (Sr.)	5	48	9.6	0
1939	George McAfee (Sr.)	4	56	14.0	0
1940	N/A				
1941	N/A				
1942	Buddy Luper (So.)	4	104	26.0	0
1943	R.J. McDougal (Sr.)	3	54	18.0	0
1944	Ed Sharkey (Fr.)	3	41	13.7	1
1945	Gordon Carver (Sr.)	3	135	45.0	2
1946	N/A				
1947	Fred Folger (Jr.)	5	165	33.0	0
	Thomas Hughes (So.)	5	56	11.2	1
1948	John Friedlund (So.)	6	92	15.3	-
1949	George Skipworth (Sr.)	9	88	9.8	-
1950	Robert Bickel (Fr.)	4	118	29.5	-
	William Keziah (So.)	4	60	15.0	-
1951	Worth Lutz (Fr.)	5	31	6.2	0
1952	John Carey (Sr.)	4	70	17.5	1
1953	ACC Jerry Barger (Jr.)	6	55	9.2	0
1954	ACC Jerry Barger (Sr.)	7	50	7.1	0
1955	ACC Dale Boyd (Sr.)	6	88	14.7	0
1956	ACC Eddie Rushton (Jr.)	4	86	21.5	1
1957	Bob Brodhead (Jr.)	5	37	7.4	0
1958	Butch Allie (So.)	3	31	10.3	0
1959	Jack Wilson (So.)	3	118	39.3	1
1960	Butch Allie (Sr.)	3	52	17.3	0
	Don Altman (Jr.)	3	0	0.0	0
	Bob Garda (Sr.)	3	22	7.3	0
1961	Jack Wilson (Sr.)	4	105	26.3	1
1962	Paul Bengel (Sr.)	3	73	24.3	0
	Mike Curtis (Jr.)	3	41	13.7	0
1963	Stan Crisson (Sr.)	3	44	14.7	1
1964	Mike Shasby (So.)	3	26	8.7	0
1965	Andy Beath (So.)	4	6	1.5	0
1966	Art Vann (Jr.)	3	24	8.0	0
1967	ACC Andy Beath (Sr.)	6	4	0.67	0
1968	Dick Biddle (So.)	2	36	18.0	0
	Ed Hicklin (Sr.)	2	38	19.0	0
	David Trice (So.)	2	36	18.0	0
1969	Ernie Jackson (So.)	4	2	0.50	0
	Rich Searl (So.)	4	92	23.0	0
1970	Rich Searl (Jr.)	7	78	11.1	0
1971	Michael Davies (Sr.)	5	36	7.2	0
	William Hanenberg (Jr.)	5	75	15.0	0
	Rich Searl (Sr.)	5	27	5.4	0
1972	Ben Fordham (So.)	4	29	7.2	0
1973	Jeff Christopher (Jr.)	2	6	3.0	0
	Charles Cox (Sr.)	2	3	1.5	0
1974	Jeff Christopher (Sr.)	4	74	18.5	0
1975	ACC Robert Grupp (Jr.)	4	72	18.0	0
1976	Kirk May (Sr.)	2	3	1.5	0
1977	Earl Cook (Sr.)	2	63	31.5	1
	Bill King (Jr.)	2	44	22.0	1
	Richard Sommers (Jr.)	2	23	11.5	0
1978	Richard Sommers (Sr.)	4	38	9.5	0
1979	Craig Hoskins (Sr.)	6	25	4.2	0
1980	ACC Dennis Tabron (Jr.)	5	132	26.4	1
1981	Bill Obremsky (So.)	6	44	7.3	0
1982	Johnny Hill (So.)	4	42	10.5	0
1983	Chet Gee (Sr.)	4	44	11.0	0
1984	Johnny Hill (Sr.)	4	0	0.0	0
1985	Bob Calamari (So.)	2	3	1.3	0
	Mark Moseley (Sr.)	2	44	22.0	0
	Allen Scales (Sr.)	2	0	0.0	0
1986	Mike Junkin (Sr.)	3	2	0.7	0
1987	Dewayne Terry (Sr.)	5	19	3.8	0
1988	Wyatt Smith (Fr.)	3	-1	-0.3	0
1989	Wyatt Smith (So.)	6	110	18.3	2
1990	Erwin Sampson (Jr.)	3	14	4.7	0
1991	Keith DuBose (Jr.)	3	21	7.0	0
	Derrick Jackson (Jr.)	3	70	23.3	1
	Wyatt Smith (Sr.)	3	80	26.7	1
1992	Tee Edwards (Fr.)	2	24	12.0	0
	Sean Thomas (Jr.)	2	113	56.5	1
1993	Sean Thomas (Sr.)	4	44	11.0	0

1994	Brandon Pollock (So.)	3	55	18.3	0
	Zaid Abdul-Aleem (Sr.)	3	0	0.0	0
1995	Alonzo Moyer (Fr.)	1	40	40.0	1
1996	Tawambi Settles (Jr.)	1	14	14.0	0
1997	Eric Jones (So.)	4	64	16.0	0
1998	Kenan Holley (Sr.)	3	44	14.7	0
1999	Darius Clark (Sr.)	5	102	20.4	0
2000	Ronnie Hamilton (Jr.)	2	0	0.0	0
	Fred Harris (Sr.)	2	21	10.5	0
	Jeff Phillips (So.)	2	0	0.0	0
2001	Alex Green (Fr.)	1	0	0.0	0
	Ryan Fowler (So.)	1	0	0.0	0
	Ronnie Hamilton (Sr.)	1	0	0.0	0
	Micah Harris (Fr.)	1	0	0.0	0
	Anthony Roberts (So.)	1	20	20.0	1
	Jamyon Small (Jr.)	1	13	13.0	0
	Kenneth Stanford (Fr.)	1	0	0.0	0
2002	Alex Green (So.)	3	31	10.3	0
	Terrell Smith (Jr.)	3	17	5.7	0
	Kenneth Stanford (So.)	3	-7	-2.3	0
2003	Temo George (Sr.)	2	2	1.0	0
	Alex Green (Jr.)	2	4	2.0	0
	John Talley (Fr.)	2	0	0.0	0
2004	John Talley (So.)	4	172	43.0	2
2005	John Talley (Jr.)	5	73	14.6	0
2006	ACC John Talley (Sr.)	7	150	21.5	1
2007	Michael Tauillili (Jr.)	3	38	12.7	0
	Leon Wright (So.)	3	9	3.0	0
2008	Michael Tauillili (Sr.)	4	15	3.8	0
2009	Leon Wright (Sr.)	5	146	29.2	2

Pass Breakups

Year	Name	No
1976	Robert Grupp (Sr.)	5
	Dan Brooks (So.)	5
	William Miller (Jr.)	5
1977	Earl Cook (Sr.)	7
1978	ACC Richard Sommers (Sr.)	13
1979	Dennis Tabron (So.)	5
1980	Gary Garstkievicz (Sr.)	4
	Dennis Tabron (Jr.)	4
1981	Bill Obremsky (So.)	7
1982	Bill Obremsky (Jr.)	7
1983	Chester Gee (Sr.)	8
1984	Joby Branon (Sr.)	10
1985	Fonda Williams (Fr.)	11
1986	Mike Diminick (So.)	7
	Dewayne Terry (Jr.)	7
	Fonda Williams (So.)	7
1987	Mike Diminick (Jr.)	9
1988	Wyatt Smith (Fr.)	13
1989	Erwin Sampson (So.)	15
1990	Wyatt Smith (Jr.)	6
1991	Erwin Sampson (Sr.)	5
1992	Tee Edwards (So.)	6
	Jamal Ellis (So.)	6
1993	Sean Thomas (Sr.)	6
1994	Brandon Pollock (So.)	11
1995	Sidney Wells (Sr.)	8
1996	Darius Clark (Fr.)	5
	Lamar Grant (Fr.)	5
	Tawambi Settles (Jr.)	5
1997	Tawambi Settles (Sr.)	11
1998	Lamar Grant (Jr.)	10
1999	Ronnie Hamilton (So.)	11
2000	Ronnie Hamilton (Jr.)	6
2001	Ronnie Hamilton (Sr.)	9
2002	Kenneth Stanford (So.)	11
2003	Kenneth Stanford (Jr.)	12
2004	John Talley (So.)	14
2005	John Talley (Jr.)	8
2006	Deonto McCormick (Sr.)	9
2007	Leon Wright (So.)	8
2008	Chris Rwabukamba (So.)	5
	Michael Tauillili (Sr.)	5
	Glenn Williams (Sr.)	5
2009	Leon Wright (Sr.)	8

QB Pressures

Year	Name	No
1994	David Hawkins (Sr.)	26
1995	James Kirkland (Sr.)	12
1996	Chris Combs (Fr.)	6
1997	Chris Combs (So.)	23
1998	Chris Combs (Jr.)	18
1999	Chris Combs (Sr.)	10
2000	N/A	
2001	Charles Porter (Sr.)	5
2002	Matt Zielinski (Jr.)	19
2003	Matt Zielinski (Sr.)	12
2004	Casey Camero (So.)	9
2005	Eli Nichols (Jr.)	5
2006	Patrick Bailey (Jr.)	5
	Jeremy Edwards (Sr.)	5
2007	Wesley Oglesby (Fr.)	7
2008	Vince Oghobaase (Jr.)	5
	Michael Tauillili (Sr.)	5
2009	Patrick Egboh (Jr.)	6

Fumble Recoveries

Year	Name	No
1969	Curt Rawley (Jr.)	3
1970	John Cappellano (Sr.)	2
	Ernie Jackson (Jr.)	2
1971	Mike Davies (Sr.)	3
1972	Ernest Clark (So.)	4
1973	N/A	
1974	N/A	
1975	N/A	
1976	Dan Brooks (So.)	6
1977	Jack Algor (Jr.)	2
	George Gawdun (So.)	2
	Derrick Mashore (Jr.)	2
	Lyman Smith (Sr.)	2
1978	Carl McGee (Sr.)	3
1979	George Gawdun (Sr.)	6
1980	Ed Brown (Sr.)	3
1981	Charles Bowser (Sr.)	2
1982	Jay Foxworthy (So.)	2
	Bill Obremskey (Jr.)	2
1983	Ralph Alderman (Jr.)	2
	Darryl Brunson (Jr.)	2
1984	David Adams (Jr.)	2
	Johnny Hill (Sr.)	2
	Mike Junkin (So.)	2
1985	Fonda Williams (Fr.)	3
1986	Dave Demore (Jr.)	5
1987	John Howell (So.)	4
1988	John McDonald (Jr.)	2
1989	Mark Allen (So.)	2
	Carey Metts (Sr.)	2
1990	Mark Allen (Jr.)	1
	Keith DuBose (So.)	1
	Duane Marks (Fr.)	1
	Erwin Sampson (Jr.)	1
1991	Warren Scoville (Jr.)	6
1992	Duane Marks (Jr.)	2
	Sean Thomas (Jr.)	2
	Scott Youmans (Jr.)	2
1993	Brad Sherrod (Sr.)	2
	Scott Youmans (Sr.)	2
1994	John Zuanich (Jr.)	4
1995	Orlando Adwaters (Sr.)	2
	Billy Granville (Jr.)	2
	Eric Scheidt (Sr.)	2
	John Zuanich (Sr.)	2
1996	Darius Clark (Fr.)	2
1997	Eleven players with	1
1998	Darius Clark (Jr.)	2
1999	Ryan Stallmeyer (Sr.)	2

2000	Randy Ament (Sr.)	1
	Ryan Fowler (Fr.)	1
	Tyran Grissom (Sr.)	1
	Kendral Knight (Sr.)	1
	Jamyon Small (So.)	1
	Matt Zielinski (Fr.)	1
2001	Nate Krill (Sr.)	2
	Charles Porter (Sr.)	2
	Jaymon Small (Jr.)	2
2002	Terrell Smith (Jr.)	4
2003	Phillip Alexander (Jr.)	2
	Brendan Dewan (So.)	2
	Ryan Fowler (Sr.)	2
	Terrell Smith (Sr.)	2
	Orrin Thompson (Sr.)	2
2004	Giuseppe Aquanno (Sr.)	2
2005	Deonto McCormick (Jr.)	2
2006	Codey Lowe (Sr.)	3
2007	Adam Banks (Fr.)	1
	Chris Davis (Sr.)	1
	Marcus Jones (Jr.)	1
	Wesley Oglesby (Fr.)	1
	Vincent Rey (So.)	1
	Michael Tauillili (Jr.)	1
	Leon Wright (So.)	1
2008	Greg Akinbiyi (Sr.)	2
	Catron Gainey (Jr.)	2
	Vincent Rey (Jr.)	2
2009	Ten tied with	1

Caused Fumbles

Year	Name	No
1976	Jeffrey Green (Jr.)	5
1977	Jim Reilly (Sr.)	2
1978	Dan Brooks (Sr.)	1
	George Gawdun (Jr.)	1
	Paul Heinsohn (So.)	1
	Derrick Mashore (Sr.)	1
	Richard Sommers (Sr.)	1
1979	Larry LeNoir (So.)	2
	F.A. Martin (So.)	2
	Greg Stroud (Sr.)	2
1980	Jimmy Tyson (Jr.)	3
1981	Charles Bowser (Sr.)	5
1982	Joby Branion (So.)	2
1983	Nick Buoniconti (So.)	1
	Johnny Hill (Jr.)	1
1984	Howard Woods (Jr.)	2
1985	Pete Stubbs (Sr.)	4
1986	Mike Junkin (Sr.)	5
1987	Andy Andreasik (Sr.)	2
	Dave Demore (Sr.)	2
	Rodney Dickerson (So.)	2
	Jeff Patten (Jr.)	2
1988	John Howell (Jr.)	3
1989	Derrick Jackson (Fr.)	2
1990	Scott Berdan (Fr.)	1
	Erwin Sampson (Jr.)	1
	Travis Pearson (Fr.)	1
	Brad Sherrod (So.)	1
1991	N/A	
1992	Jamal Ellis (So.)	2
1993	Tee Edwards (So.)	3
1994	David Hawkins (Sr.)	6
1995	Carlos Bagley (Sr.)	4
1996	Billy Granville (Sr.)	3
	Tawambi Settles (Jr.)	3
1997	Kevin Lewis (So.)	4
1998	Darius Clark (Jr.)	2
	Chris Combs (Jr.)	2
	Kenan Holley (Sr.)	2
1999	Kevin Lewis (Sr.)	2

2000	J.T. Cape (Fr.)	2
	Ryan Fowler (Fr.)	2
2001	Ryan Fowler (So.)	3
2002	Matt Zielinski (Jr.)	3
2003	Matt Zielinski (Sr.)	3
2004	Casey Camero (So.)	2
	Alex Green (Sr.)	2
2005	Patrick Bailey (So.)	3
	Michael Tauillili (Fr.)	3
2006	Adrian Aye-Darko (So.)	2
	Jeremy Edwards (Sr.)	2
	John Talley (Sr.)	2
2007	Chris Davis (Sr.)	3
	Vincent Rey (So.)	3
2008	Michael Tauillili (Sr.)	3
	Glenn Williams (Sr.)	3
2009	Matt Daniels (So.)	3

NOTES

ACC ACC leader

¹ Dave Brown led the ACC in passing efficiency in 1989 (104-of-163, 1,479 yards, 14 TD, 6 INT)² Leroy Gallman led the ACC in kickoff return average in 1992 (14-433; 30.9)³ Kyle Moore led the ACC in kickoff return average in 2000 (13-335; 25.8)

ACC leaders based on:

Passing	1953-69: Yardage 1970-78: Completions per game average 1979-present: Passing efficiency
Rushing	1953-69: Yardage 1970-present: Yards per game average
Pass Receptions	1953-68: Receptions 1969-present: Receptions per game average
Receiving	1953-69: Yardage 1970-present: Yards per game average
Total Offense	1953-69: Yardage 1970-present: Yards per game average
Scoring	1953-79: Points 1980-present: Points per game average
Punt Returns	1953-69: Yardage 1970-present: Yards per return average
Kickoff Returns	1953-69: Yardage 1970-present: Yards per return average
Interceptions	1953-69: Interception total 1970-present: Interceptions per game average

TEAM SINGLE-GAME RECORDS

Most Offensive Plays

1. 100 vs. Northwestern, 1998

Most Offensive Yards

1. 728 vs. Davidson, 1941
2. 706 vs. Wake Forest, 1982
3. 656 vs. North Carolina, 1989
4. 653 vs. Western Carolina, 1990
5. 621 vs. Virginia, 1982

Highest Yards Per Play Average

1. 9.39 (54-507) vs. Richmond, 1944

Most Total First Downs

1. 38 vs. Georgia Tech, 1987

Most First Downs By Rush

1. 25 vs. Virginia, 1957

Most First Downs By Pass

1. 23 vs. N.C. State, 1987
23 vs. Georgia Tech, 1997

Most First Downs By Penalty

1. 6 vs. Clemson, 1983

Most Pass Attempts

1. 63 vs. Wake Forest, 1980

Most Pass Completions

1. 41 vs. Georgia Tech, 1997

Most Passing Yards

1. 489 vs. Georgia Tech, 1997
2. 482 vs. Wake Forest, 1980
3. 479 vs. North Carolina, 1989
4. 475 vs. Wake Forest, 1988
5. 459 vs. N.C. State, 2009

Highest Pass Competition Pct. (15 att.)

1. .938 (15-16) vs. Georgia Tech, 1960

Highest Yards Per Comp. Avg. (15 att.)

1. 21.58 (19-410) vs. The Citadel, 1988

Most Rushing Attempts

1. 84 vs. N.C. State, 1956

Most Rushing Yards

1. 614 vs. Davidson, 1941
2. 445 vs. South Carolina, 1935
3. 444 vs. Richmond, 1943
4. 432 vs. Wake Forest, 1981
5. 431 vs. South Carolina, 1945

Highest Yards Per Rushing Attempt Average

1. 9.48 (29-275) vs. Wake Forest, 1945

Most Passing Touchdowns

1. 6 vs. Georgia Tech, 1987

Most Rushing Touchdowns

1. 11 vs. N.C. State, 1943

Most PATs

1. 9 vs. N.C. State, 1943

Most PAT Attempts

1. 11 vs. N.C. State, 1943

Most Field Goals

1. 6 vs. Clemson, 1976

Most Field Goal Attempts

1. 7 vs. Clemson, 1976
7 vs. N.C. State, 1994

Most Pass Interceptions

1. 7 vs. Navy, 1954
7 vs. Maryland, 1998

Most Fumbles

1. 9 vs. N.C. State, 1986

Most Fumbles Lost

1. 6 vs. Clemson, 1965
6 vs. Clemson, 1968
6 vs. N.C. State, 1986

Most Penalties

1. 20 vs. Clemson, 1969

Most Penalty Yards

1. 201 vs. Clemson, 1969

Most Punts

1. 21 vs. Pittsburgh, 1938

Most Punting Yards

1. 788 vs. Pittsburgh, 1938

Most Punt Returns

1. 10 vs. Colgate, 1938
10 vs. Georgia Tech, 1938

Most Punt Return Yards

1. 194 vs. Richmond, 1946

Highest Punt Return Average

1. 27.71 (7-194) vs. Richmond, 1946

Most Kickoff Returns

1. 10 vs. Georgia Tech, 1966
10 vs. Notre Dame, 1966

Most Kickoff Return Yards

1. 276 vs. N.C. State, 1992

Highest Kickoff Return Average

1. 57.67 (3-173) vs. Wake Forest, 1999

Fewest Offensive Plays Allowed

1. 9 vs. N.C. State, 1943

Fewest Total Yards Allowed

1. -6 (-49 r, 43 p) vs. N.C. State, 1943
-6 (-16 r, 10 p) vs. South Carolina, 1945

Fewest Rushing Attempts Allowed

1. 13 vs. Richmond, 1944

Fewest Rushing Yards Allowed

1. -49 vs. N.C. State, 1943

Fewest Pass Completions Allowed

1. 0, many times; last vs. Ga. Tech, 1977

Fewest Passing Yards Allowed

1. -1 vs. Wake Forest, 1973

Most Interceptions

1. 6 vs. George Washington, 1949
6 vs. Virginia Tech, 1951
6 vs. Wake Forest, 1963
6 vs. North Carolina, 1989

Most Interception Return Yards

1. 158 vs. Clemson, 1980

Most Fumbles Recovered

1. 8 vs. Wake Forest, 1956

Most Points, Game

1. 96 vs. Furman, 1891
2. 75 vs. N.C. State, 1943
3. 72 vs. Richmond, 1927
4. 70 vs. Tennessee, 1893
5. 68 vs. Guilford, 1923

Most Points, Quarter

1. 34 vs. Wake Forest, 1937
34 vs. Wake Forest, 1999
3. 32 vs. Pennsylvania, 1954
4. 28 vs. Wake Forest, 1941
28 vs. Virginia, 1961
28 vs. Wake Forest, 2001

Most Points, Half

1. 46 vs. Bogue Field, 1945
46 vs. Richmond, 1949
3. 45 vs. Pennsylvania, 1954
4. 43 vs. N.C. State, 1952
5. 41 vs. N.C. State, 1943
41 vs. Wake Forest, 1999

Most Points Allowed, Game

1. 64 by Notre Dame, 1966
64 by Navy, 1996
3. 63 by Florida State, 2000
4. 62 by Florida State, 1998
5. 59 six times; last by Clemson, 2001

Most Points Allowed, Quarter

1. 35 by North Carolina, 2000
2. 32 by Florida State, 1994
3. 31 by Florida State, 2001
4. 29 by Maryland, 11982
5. 28, eight times
last by Georgia Tech, 12005

Most Points Allowed, Half

1. 54 by Florida State, 1995
2. 52 by North Carolina, 2000
3. 49 by N.C. State, 2001
4. 44 by Florida State, 1999
5. 43 by Navy, 1996

SCORING SUPERLATIVES

Duke

Most Points, Loss

1. 45 vs. N.C. State (47), 1987
2. 44 vs. North Carolina (45), 2006
3. 43 vs. Navy (46), 2007
4. 40 vs. North Carolina (41), 1994
5. 38 four times
last vs. Georgia Tech (41), 1997

Most Points, Loss, Home

1. 45 vs. N.C. State (47), 1987
2. 44 vs. North Carolina (45), 2006
3. 40 vs. North Carolina (41), 1994
4. 38 vs. N.C. State (41), 1995
38 vs. Georgia Tech (41), 1997

Most Points, Loss, Away

1. 43 vs. Navy (46), 2007
2. 38 vs. North Carolina (39), 1976
38 vs. Rutgers (39), 1993

Fewest Points, Win

1. 3 vs. Wake Forest (0), 1922
3 vs. Wake Forest (0), 1978
3. 6 twelve times; last vs. Army, 1964

Fewest Points, Win, Home

1. 3 vs. Wake Forest (0), 1978
6 seven times
last vs. North Carolina, 1961

Fewest Points, Win, Away

1. 6 vs. North Carolina (4), 1891
6 vs. Elon (0), 1925
6 vs. Wofford (0), 1925
6 vs. Washington & Lee (0), 1931
6 vs. Army (0), 1964

Opponent

Most Points, Loss

1. 38 by South Carolina (42), 1970
2. 36 by Wake Forest (38), 1986
3. 35 by Wake Forest (52), 1989
35 by Wake Forest (48), 1999
5. 34 by Virginia (38), 1988

Most Points, Loss, Home

1. 36 by Wake Forest (38), 1986
2. 35 by Wake Forest (48), 1999
3. 34 by Virginia (38), 1988

Most Points, Loss, Away

1. 38 by South Carolina (42), 1970
2. 35 by Wake Forest (52), 1989

Fewest Points, Win

1. 3 by Clemson (2), 1965
3 by Clemson (0), 1971
3. 6 nine times last by Clemson (0), 1959

Fewest Points, Win, Home

1. 3 by Clemson (2), 1965

Fewest Points, Win, Away

1. 6 nine times last by Clemson (0), 1959

LONG PLAYS

Rush

1.	85,	Charlie Smith vs. Virginia Tech, 1951
2.	83,	Justin Boyle vs. The Citadel, 2004
	83,	Ernie Jackson vs. Navy, 1971
	83,	Joel Arrington vs. Georgia Tech, 1959
5.	82,	Billy Cox vs. Maryland, 1948
6.	81,	Ronnie Drummer vs. Miami, 2005
7.	80,	Bernie Blaney vs. Tennessee, 1955
	80,	Moffat Storer vs. Colgate, 1940
9.	79,	Buddy Luper vs. North Carolina, 1943
10.	78,	Re'quan Boyette vs. Florida State, 2005
	78,	Jap Davis vs. Georgia Tech, 1940
	78,	Jack Alexander vs. North Carolina, 1935
13.	77,	Jap Davis vs. Georgia Tech, 1940
14.	76,	Leroy Gallman vs. Virginia, 1991
15.	75,	Piney Field vs. Virginia Tech, 1951
	75,	Billy Cox vs. North Carolina, 1949
17.	73,	William Thompson vs. Georgia Tech, 1970
	73,	Red Smith vs. Army, 1953
19.	70,	Mark Leggett vs. Clemson, 1960
	70,	Gordon Carver vs. Virginia, 1943
21.	69,	George Clark vs. Georgia Tech, 1944
	69,	George Clark vs. Wake Forest, 1945
	69,	Chris Douglas vs. North Carolina, 2000
	69,	Senterrio Landrum vs. Navy, 2002
25.	68,	Mark Johnson vs. Maryland, 1972
	68,	Wray Carlton vs. Clemson, 1957
27.	67,	Avery Trollinger vs. N.C. State, 1977
	67,	Jay Calabrese vs. South Carolina, 1965
	67,	Jay Wilkinson vs. Clemson, 1963

Pass

1.	97,	Dave Brown to Clarkston Hines vs. Wake Forest, 1989
2.	88,	Ben Bennett to Chris Castor vs. Tennessee, 1982
	88,	Bobby Campbell to Scottie Montgomery vs. Vanderbilt, 1998
4.	81,	Leo Hart to Wes Chesson vs. Wake Forest, 1968
5.	80,	Spence Fischer to Jon Jensen vs. North Carolina, 1993
	80,	Craig Browning to Cedric Jones vs. Wake Forest, 1979
7.	78,	D. Bryant to Chris Douglas vs. Florida State, 2001
8.	77,	Walt Rappold to Jay Wilkinson vs. Navy, 1961
9.	76,	Dave Brown to Clarkston Hines vs. Wake Forest, 1989
10.	75,	Spence Fischer to Jon Jensen vs. East Carolina, 1994
	75,	Ben Bennett to Chris Castor vs. N.C. State, 1980
	75,	Sonny Jurgensen to Bernie Blaney vs. Pittsburgh, 1955

Kickoff Return

1.	105,	Ace Parker vs. North Carolina, 1936
2.	100,	Ronnie Drummer vs. East Carolina, 2005
	100,	Leroy Gallman vs. Tennessee, 1993
	100,	Greg Boone vs. Tennessee, 1982
5.	99,	Scottie Montgomery vs. Wake Forest, 1999
6.	97,	Bernie Blaney vs. Pittsburgh, 1956
	97,	Cedric Jones vs. Wake Forest, 1979
	97,	Randy Jones vs. Wake Forest, 1990
9.	96,	Quinton McCracken vs. Clemson, 1988
10.	95,	Harwood Smith vs. Wake Forest, 1935
11.	94,	Jabari Marshall vs. Connecticut, 2007
	94,	Chris Davis vs. Maryland, 2004
	94,	Troy Slade vs. North Carolina, 1973

Punt Return

1.	95,	George Clark vs. Wake Forest, 1944
2.	92,	George McAfee vs. Wash. & Lee, 1937
3.	85,	Troy Slade vs. Tulane, 1973
4.	84,	Ronnie Hamilton vs. Florida State, 2000
5.	82,	Jay Wilkinson vs. N.C. State, 1961
6.	82,	Ernie Jackson vs. Pittsburgh, 1969
7.	75,	Dave Lerps vs. N.C. State, 1953
8.	74,	Ernie Jackson vs. South Carolina, 1971
9.	72,	Elmore Hackney vs. North Carolina, 1937
	72,	Buddy Luper vs. Colgate, 1942
	72,	Jay Wilkinson vs. Wake Forest, 1962

Interception Return

1.	90,	Jack Alexander vs. North Carolina, 1935
2.	88,	Gordon Carver vs. Bogue Field, 1945
3.	87,	Dennis Tabron vs. Clemson, 1980
4.	85,	John Talley vs. Maryland, 2004
	85,	Bill Duncan vs. George Washington, 1948
6.	84,	Sean Thomas vs. East Carolina, 1992
7.	83,	John Gutekunst vs. N.C. State, 1964
	83,	Howard Hartley vs. Richmond, 1946
9.	78,	Fred Folger vs. Wake Forest, 1947
10.	72,	Fred Crawford vs. Tennessee, 1932

Fumble Return

1.	77,	Ed Rushton vs. Pittsburgh, 1956
----	-----	---------------------------------

Blocked Field Goal Return

1.	70,	Kenneth Stanford vs. North Carolina, 2004
----	-----	---

Defensive PAT Return

1.	100,	Lamar Grant vs. Maryland, 1996 (INT)
2.	60,	Tawambi Settles vs. Florida St, 1995 (BLK PAT)

Field Goal

1.	57,	Vince Fusco vs. Clemson, 1976
2.	56,	Brent Garber vs. East Carolina, 2002
3.	55,	Joe Sorgan vs. North Carolina, 2008
	55,	Doug Peterson vs. North Carolina, 1987
5.	54,	Brent Garber vs. Tennessee, 2003
	54,	Sims Lenhardt vs. Vanderbilt, 1998
7.	53,	Matt Brooks vs. Clemson, 2004
	53,	Sims Lenhardt vs. Vanderbilt, 1998
9.	52,	Joe Sorgan vs. Navy, 2008
	52,	Brent Garber vs. N.C. State, 2002
11.	51,	Matt Brooks vs. North Carolina, 2004
	51,	Sims Lenhardt vs. Florida State, 1998
	51,	David Wright vs. N.C. State, 1970
	51,	Will Snyderwine vs. Wake Forest, 2009
15.	50,	Brent Garber vs. Navy, 2002
	50,	Sims Lenhardt vs. Navy, 1997
	50,	Sims Lenhardt vs. Georgia Tech, 1998
	50,	Sims Lenhardt vs. N.C. State, 1999

Punt

1.	81,	Billy Cox vs. Navy, 1949
2.	80,	Brian Morton vs. Clemson, 1999
3.	76,	Harry Rossiter vs. Tennessee, 1932
4.	75,	Ace Parker vs. Georgia Tech, 1934
5.	79,	Tom Davis vs. N.C. Pre-Flight, 1943
6.	74,	Spence Fischer vs. Georgia Tech, 1994
7.	73,	Rodney Stewart vs. North Carolina, 1965
	73,	Ricky Brummitt vs. Georgia Tech, 1978
9.	72,	Worth Lutz vs. Wake Forest, 1947
	72,	Eric Tipton vs. North Carolina, 1938

ANNUAL TEAM STATISTICS

Year	Team	Record	G	Rushing			Passing				Total Offense				First Downs				Fumbles			
				No	Yds	Avg	Att	Com	Int	Yds	TD	Avg	Pct	Plays	Yds	Avg	R	Pa	Pen	Tot	No-Ls	Pn-Yds
1946	Duke	4-5-0	9	418	868	96.4	104	35	8	497	-	55.2	.337	522	1365	151.7	59	13	3	75	28-10	36-339
	Opp	--	9	-	902	100.2	168	62	16	896	-	79.6	.369	-	1798	199.8	57	26	4	87	37-22	43-358
1947	Duke	4-3-2	9	344	740	82.2	110	51	14	676	-	75.1	.464	454	1416	157.3	46	27	4	77	29-13	382
	Opp	--	9	-	1341	149.0	177	75	16	878	-	97.6	.424	-	2219	246.6	74	37	4	115	26-18	523
1948	Duke	4-3-2	9	400	1304	144.9	151	53	10	798	4	88.7	.351	551	2102	233.6	55	32	6	93	21-14	32-334
	Opp	--	9	375	1204	133.8	169	77	20	1188	7	132.0	.456	554	2392	265.8	61	40	3	104	27-19	50-481
1949	Duke	6-3-0	9	409	1492	165.8	166	86	9	1185	8	131.7	.518	575	2677	297.4	68	41	3	112	13-9	42-401
	Opp	--	9	355	980	108.9	189	82	9	1153	8	128.1	.434	544	2133	237.0	67	33	2	102	26-11	59-438
1950	Duke	7-3-0	10	423	1357	135.7	235	121	20	1639	10	163.9	.515	658	2996	299.6	71	69	5	147	18-9	40-366
	Opp	--	10	447	1411	141.1	144	66	17	664	3	66.4	.458	591	2075	207.5	89	29	8	126	27-15	58-509
1951	Duke	5-4-1	10	591	2272	227.2	119	50	18	640	3	64.0	.420	710	2912	291.2	109	26	3	138	40-25	64-597
	Opp	--	10	461	1523	152.3	158	63	24	903	8	90.3	.399	619	2426	242.6	83	35	8	126	39-21	57-475
1952	Duke	8-2-0	10	533	2265	226.5	96	48	14	699	10	69.9	.500	649	2964	296.4	107	24	4	135	34-20	61-602
	Opp	--	10	498	1605	160.5	125	44	4	528	1	52.8	.352	623	2133	213.3	90	24	9	123	35-23	60-554
1953	Duke	7-2-1	10	547	2219	221.9	100	43	8	644	5	64.4	.430	647	2863	286.3	107	29	8	144	43-19	62-654
	Opp	--	10	426	1443	144.3	154	52	18	791	3	79.1	.338	580	2234	223.4	69	31	8	108	28-11	52-538
1954	Duke	8-2-1	11	552	2401	218.3	130	62	15	999	10	90.8	.477	682	3400	309.1	134	44	9	187	41-20	58-611
	Opp	--	11	534	2248	204.4	152	62	26	751	3	68.3	.408	686	2999	272.6	114	37	12	163	24-12	53-517
1955	Duke	7-2-1	10	560	2165	216.5	102	48	10	642	4	64.2	.471	662	2807	280.7	108	33	5	146	33-19	42-337
	Opp	--	10	423	1212	121.2	129	53	17	765	4	76.5	.411	552	1977	197.7	82	33	3	118	37-27	31-362
1956	Duke	5-4-1	10	569	2544	254.4	105	48	11	599	5	59.9	.457	674	3143	314.3	136	34	3	173	35-23	66-616
	Opp	--	10	467	1692	169.2	121	54	24	822	4	82.2	.446	588	2514	251.4	89	36	10	135	30-20	49-476
1957	Duke	6-3-2	11	647	2597	236.1	101	47	10	613	6	55.7	.465	748	3210	291.8	149	28	6	183	24-14	47-472
	Opp	--	11	461	1683	153.0	171	72	10	932	8	84.7	.421	632	2615	237.7	85	32	12	129	23-13	56-599
1958	Duke	5-5-0	10	559	1886	188.6	150	73	9	859	5	85.9	.486	709	2745	274.5	107	45	7	159	34-17	56-577
	Opp	--	10	461	1669	166.9	169	71	15	1009	5	100.9	.420	630	2678	267.8	77	48	7	132	29-17	59-616
1959	Duke	4-6-0	10	485	1532	153.2	111	53	7	665	4	66.5	.477	596	2197	219.7	82	32	6	120	26-17	47-381
	Opp	--	10	461	1509	150.9	185	81	12	1115	5	111.5	.438	646	2624	262.4	80	61	4	145	22-12	45-402
1960	Duke	8-3-0	11	530	1966	178.7	192	120	11	1042	4	94.7	.625	722	3008	273.5	103	62	5	170	27-18	31-321
	Opp	--	11	432	1587	144.3	222	104	18	1277	5	116.1	.468	654	2864	260.4	83	62	4	139	19-14	36-390
1961	Duke	7-3-0	10	445	1574	157.4	187	111	9	1409	12	140.9	.594	632	2983	298.3	94	62	8	164	24-14	38-325
	Opp	--	10	403	1320	132.0	174	77	16	921	4	92.1	.442	577	2241	224.1	69	46	8	123	15-6	42-370
1962	Duke	8-2-0	10	461	1808	180.8	201	110	14	1221	4	122.1	.547	662	3029	302.9	115	57	8	160	21-11	41-307
	Opp	--	10	435	1240	124.0	209	115	15	1407	7	140.7	.551	644	2647	264.7	66	74	5	145	17-10	45-425
1963	Duke	5-4-1	10	454	1749	174.9	238	120	11	1416	13	141.6	.504	692	3165	316.5	94	67	13	174	21-13	40-376
	Opp	--	10	403	1570	157.0	233	97	17	1646	9	164.6	.416	636	3216	321.6	82	66	3	151	24-15	55-554
1964	Duke	4-5-1	10	419	1439	143.9	204	110	9	1227	7	122.7	.540	623	2796	279.6	86	56	7	149	19-11	40-417
	Opp	--	10	447	1569	156.9	205	105	15	1161	4	116.1	.512	652	2730	273.0	86	65	7	158	20-7	53-482
1965	Duke	6-4-0	10	500	1887	188.7	193	113	14	1577	12	157.7	.585	693	3464	346.4	101	67	7	175	29-20	45-400
	Opp	--	10	404	1330	133.0	234	111	16	1334	7	133.4	.474	638	2664	266.4	67	66	5	138	12-10	36-343
1966	Duke	5-5-0	10	485	1406	140.6	186	89	16	1102	3	110.2	.478	671	2508	250.8	86	58	7	151	31-16	43-448
	Opp	--	10	414	1485	148.5	241	117	14	1436	7	143.6	.485	655	2921	292.1	68	73	9	150	16-11	37-391
1967	Duke	4-6-0	10	510	1835	183.5	183	93	12	1204	5	120.4	.508	693	3039	303.9	109	53	9	171	25-13	49-479
	Opp	--	10	452	1433	143.3	190	89	16	1163	6	116.3	.468	642	2596	259.6	84	59	7	150	17-6	49-616
1968	Duke	4-6-0	10	454	1580	158.0	346	186	14	2653	11	265.3	.538	800	4233	423.3	96	125	11	232	31-21	40-340
	Opp	--	10	537	2590	259.0	221	110	11	1651	8	165.1	.482	758	4241	424.1	118	73	4	195	16-11	52-497
1969	Duke	3-6-1	10	440	1310	131.0	283	153	10	1725	6	172.5	.542	723	3035	303.5	79	90	12	181	20-10	50-508
	Opp	--	10	597	2910	291.0	159	71	10	1112	11	111.2	.447	756	4022	402.2	136	53	8	197	25-15	61-634
1970	Duke	6-5-0	11	546	2153	171.2	317	184	14	2265	10	205.9	.580	863	4149	377.1	103	113	19	235	27-16	42-410
	Opp	--	11	578	2595	223.4	225	105	21	1443	6	131.2	.467	803	3901	354.6	126	67	8	201	18-9	56-582
1971	Duke	6-5-0	11	598	2492	197.6	138	61	13	907	2	82.4	.442	736	3081	280.1	106	44	6	156	29-15	54-443
	Opp	--	11	537	2135	158.9	263	133	20	1665	7	151.3	.506	800	3413	310.2	101	84	9	194	29-15	42-435
1972	Duke	5-6-0	11	611	2616	211.0	161	68	17	867	6	78.8	.422	772	3188	289.8	114	49	11	174	31-17	56-539
	Opp	--	11	511	2120	164.9	217	113	16													

Year	Team	Record	INTs			Punts			BK	Avg	Punt Ret.			Kick Ret.			Scoring					Pts
			G	No	Yds	No	Yds	No			Yds	Avg	No	Yds	Avg	No	Yds	Avg	TD	PATA-M	FGA	
1946	Duke	4-5-0	9	16	131	81	3010	2	37.1	30	472	15.7	19	379	19.9	20	20-14	-	0	134		
	Opp	--	9	8	55	75	2543	3	33.9	40	348	8.7	27	535	19.8	13	6	-	0	86		
1947	Duke	4-3-2	9	16	298	79	3308	-	41.9	44	356	8.1	21	347	16.5	12	7	-	0	79		
	Opp	--	9	14	-	-	-	-	38.8	-	-	-	-	763	-	13	9	-	1	90		
1948	Duke	4-3-2	9	20	320	62	2496	2	40.3	28	266	9.5	19	636	19.4	21	21-18	-	0	144		
	Opp	--	9	10	87	64	2200	3	34.4	33	364	11.0	25	877	20.5	14	14-8	-	-	92		
1949	Duke	6-3-0	9	26	318	58	2136	2	36.8	33	346	10.5	26	519	20.0	38	38-32	-	0	260		
	Opp	--	9	9	83	57	2202	0	38.6	21	327	10.8	43	728	16.8	17	17-13	-	-	117		
1950	Duke	7-3-0	10	17	282	50	1802	2	36.0	35	281	8.0	27	507	18.8	29	29-26	-	0	202		
	Opp	--	10	20	338	58	2096	2	36.1	24	363	15.1	38	568	14.9	16	16-12	-	-	108		
1951	Duke	5-4-1	10	24	245	63	2212	1	35.1	33	332	10.1	29	545	18.8	30	30-21	-	0	201		
	Opp	--	10	18	195	66	2397	2	36.0	32	473	14.8	44	750	17.0	23	23-17	-	-	157		
1952	Duke	8-2-0	10	4	191	62	2233	2	36.0	36	287	8.0	17	254	14.9	33	33-27	-	0	222		
	Opp	--	10	14	50	69	2420	-	35.1	25	292	11.7	42	676	16.1	10	10-10	-	-	72		
1953	Duke	7-2-1	10	18	130	55	1939	0	35.3	38	462	12.2	18	377	20.9	32	31-20	-	1	227		
	Opp	--	10	8	112	67	2099	2	31.3	32	188	5.9	46	773	16.8	12	12-9	-	0	81		
1954	Duke	8-2-1	11	26	291	42	1321	0	31.4	19	118	6.2	35	606	17.3	40	40-30	-	0	270		
	Opp	--	11	15	146	45	1379	2	30.6	15	102	6.7	41	722	17.6	24	24-17	-	0	161		
1955	Duke	7-2-1	10	17	203	41	1292	2	31.5	25	115	4.6	17	273	16.0	29	29-22	1	0	196		
	Opp	--	10	10	137	46	1532	2	33.3	22	262	11.4	36	552	15.3	14	14-11	0	0	95		
1956	Duke	5-4-1	10	24	314	41	1291	1	31.5	33	197	5.9	23	470	20.4	27	27-22	1	0	<u>184</u>		
	Opp	--	10	11	62	49	1630	2	33.6	12	120	10.0	36	710	19.7	15	15-10	1	0	100		
1957	Duke	6-3-2	11	21	197	62	2030	3	32.7	25	171	6.4	30	596	19.9	27	27-20	1	0	182		
	Opp	--	11	10	305	63	2245	0	35.6	28	224	8.0	37	767	20.7	20	20-15	1	0	135		
1958	Duke	5-5-0	10	15	172	64	1988	2	31.1	27	234	8.7	29	575	19.8	19	8-4	1	0	128		
	Opp	--	10	9	141	58	2037	1	35.1	18	162	9.0	27	553	20.5	18	8-6	8	3	131		
1959	Duke	4-6-0	10	12	221	64	2119	1	33.1	25	180	7.2	30	552	18.4	14	12-11	4	3	104		
	Opp	--	10	7	102	59	2075	3	35.2	33	241	7.3	25	593	23.7	23	16-14	5	1	159		
1960	Duke	8-3-0	11	18	126	58	2071	0	35.7	28	281	10.0	27	451	16.7	24	20-14	7	3	173		
	Opp	--	11	11	57	58	2067	0	35.6	22	213	9.7	34	689	20.3	17	14-7	2	1	114		
1961	Duke	7-3-0	10	16	219	49	1749	1	35.7	35	428	12.2	25	489	19.6	24	19-16	7	5	183		
	Opp	--	10	9	127	64	2294	0	35.8	15	146	9.8	34	767	22.6	13	8-8	9	7	<u>106</u>		
1962	Duke	8-2-0	10	15	252	43	1528	0	35.5	33	284	8.6	25	520	20.8	26	23-18	11	7	<u>199</u>		
	Opp	--	10	14	134	56	2063	1	35.9	6	26	4.3	36	810	22.5	14	13-13	6	2	<u>105</u>		
1963	Duke	5-4-1	10	17	210	53	1771	0	33.4	23	308	13.3	41	797	19.4	33	29-18	8	2	230		
	Opp	--	10	11	170	50	1649	2	32.9	14	225	16.0	42	945	22.4	26	21-18	9	6	198		
1964	Duke	4-5-1	10	15	266	47	1728	0	36.8	21	99	4.7	33	634	19.2	19	16-13	12	5	148		
	Opp	--	10	9	103	44	1576	1	35.8	18	227	12.6	34	653	19.2	17	17-15	12	6	135		
1965	Duke	6-4-0	10	16	136	52	2179	1	41.9	24	154	6.4	29	419	14.5	31	28-21	6	1	216		
	Opp	--	10	14	117	57	1958	1	34.3	25	326	13.0	34	693	20.4	22	20-20	4	1	157		
1966	Duke	5-5-0	10	14	135	65	2338	2	36.0	30	320	10.7	46	786	17.1	23	19-15	6	3	164		
	Opp	--	10	16	258	50	1768	1	35.4	31	323	10.4	42	765	18.2	31	26-24	13	7	237		
1967	Duke	4-6-0	10	16	65	51	1846	1	36.2	29	254	8.8	30	608	20.3	19	18-17	13	4	143		
	Opp	--	10	-	-	52	1879	0	36.1	21	227	10.8	28	611	21.8	21	18-15	11	4	153		
1968	Duke	4-6-0	10	11	160	53	1795	1	33.9	19	219	11.5	46	898	19.5	30	20-13	5	3	214		
	Opp	--	10	14	230	58	2222	1	38.3	13	144	11.1	34	631	18.6	40	30-24	5	3	287		
1969	Duke	3-6-1	10	10	101	65	2436	0	37.5	20	260	13.0	38	349	17.1	22	18-15	9	4	161		
	Opp	--	10	11	75	53	1983	0	37.4	22	164	7.5	36	596	16.6	28	24-21	14	11	224		
1970	Duke	6-5-0	11	20	243	53	2035	1	38.4	34	365	10.7	39	751	19.2	28	22-20	25	11	229		
	Opp	--	11	14	-	57	2229	-	39.1	18	200	11.1	43	819	19.0	32	32-30	13	6	252		
1971	Duke	6-5-0	11	20	249	66	2399	1	36.3	34	317	9.3	31	609	19.6	22	22-20	13	6	170		
	Opp	--	11	13	-	63	2289	-	36.3	27	136	5.0	33	643	19.4	18	13-11	13	6	149		
1972	Duke	5-6-0	11	16	168	67	2771	0	41.3	47	503	10.7	30	522	17.4	19	14-9	6	1	132		
	Opp	--	11	17	-	64	2559	-	39.9	33	331	10.0	31	634	20.4	21	19-18	10	4	<u>156</u>		
1973	Duke	2-8-1	11	8	42	70	2564	1	36.6	40	447	11.2	37	806	21.8	16	15-13	18	7	132		
	Opp	--	11	18	-	67	2665	-	39.8	40	220	5.5	29	545	18.8	26	25-25	19	7	204		
1974	Duke	6-5-0	11	14	180	61	2391	1	39.2	40	320	8.0	36	666	18.5	28	20-13	13	4	201		
	Opp	--	11	13	-	61	2371	-	38.9	37	339	9.2	38	721	18.5	29	27-25	14	1	208		
1975	Duke	4-5-2	11	18	235	40	1722	-	43.1	24	291	12.1	39	727	18.6	25	21-20	18	9	197		
	Opp	--	11	13	-	43	1585	-	36.9	28	227	8.1	43	832	19.3	28	23-20	15	6	212		
1976	Duke	5-5-1	11	8	15	48	1834	2	38.2	20	102	5.1	41	821	20.0	28	19-16	20	12	234		
	Opp	--	11	12	120	42	1740	-	41.4	24	184	7.7	47	795	16.9	32	28-26	14	7	245		
1977	Duke	5-6-0	11	10	183	35	1208	1	34.5	24	248	10.3	40	830	20.8	29	20-19	16	10	231		
	Opp	--	11	10	31	46	1710	-	37.2	13	109	8.4	39	852	21.8	28	26-26	17	8	221		

Year	Team	Record	G	Rushing			Passing				Total Offense				First Downs				Fumbles			
				No	Yds	Avg	Att	Com	Int	Yds	TD	Avg	Pct	Plays	Yds	Avg	R	Pa	Pen	Tot	No-Ls	Pn-Yds
1978	Duke	4-7-0	11	503	1635	148.6	244	111	20	1252	4	113.8	.455	747	2887	262.5	90	60	14	164	36-16	47-392
	Opp	--	11	594	2478	225.3	215	113	14	1465	9	133.2	.526	809	3943	358.5	142	62	3	207	17-12	73-633
1979	Duke	2-8-1	11	513	1558	141.6	236	94	21	1183	9	107.5	.398	749	2741	249.2	90	47	17	154	37-13	57-538
	Opp	--	11	671	3079	279.9	208	92	15	1152	4	107.6	.442	879	4231	384.6	170	59	8	237	38-25	61-539
1980	Duke	2-9-0	11	345	748	68.0	401	213	31	2508	18	227.5	.531	746	3256	296.0	65	108	23	196	31-12	57-560
	Opp	--	11	640	2803	254.8	232	115	13	1391	7	126.5	.496	872	4194	381.3	148	69	9	226	27-14	85-745
1981	Duke	6-5-0	11	469	1703	154.8	342	176	21	2368	15	215.3	.515	811	4071	370.1	104	106	19	229	21-14	66-564
	Opp	--	11	527	2210	200.9	217	108	19	1357	4	123.4	.498	744	3567	324.3	116	60	10	186	25-10	75-757
1982	Duke	6-5-0	11	431	1641	149.2	414	258	16	3349	23	304.5	.623	845	4990	453.6	102	149	18	269	19-11	78-709
	Opp	--	11	535	2369	215.4	305	175	13	2254	14	204.9	.573	840	4623	420.2	127	107	20	254	20-14	87-736
1983	Duke	3-8-0	11	401	1380	125.5	480	305	13	3132	17	284.7	.635	881	4512	410.2	106	141	19	266	16-11	48-460
	Opp	--	11	534	2702	245.6	243	133	13	2104	16	191.3	.547	777	4806	436.9	136	86	6	228	20-7	79-677
1984	Duke	2-9-0	11	487	1106	100.5	325	183	19	2020	6	183.6	.563	812	3126	284.2	95	87	9	191	28-14	55-543
	Opp	--	11	498	2275	206.8	243	138	11	2037	18	185.2	.568	741	4312	392.0	112	92	7	211	20-11	62-529
1985	Duke	4-7-0	11	477	1459	132.6	338	198	18	2232	10	202.9	.586	815	3691	335.5	102	104	19	225	21-11	57-529
	Opp	--	11	476	1820	165.5	292	159	13	2020	17	183.6	.545	768	3840	349.1	101	97	10	208	16-9	72-661
1986	Duke	4-7-0	11	442	1554	141.3	325	189	15	1979	14	179.9	.582	767	3533	321.2	108	85	17	210	33-16	68-598
	Opp	--	11	488	2187	178.5	290	170	6	2220	14	178.5	.586	778	4183	380.3	97	104	16	217	29-22	77-656
1987	Duke	5-6-0	11	403	1186	106.0	470	266	20	3443	23	313.0	.566	873	4609	419.0	82	150	31	263	15-6	71-623
	Opp	--	11	461	1507	137.0	367	208	16	2911	12	264.6	.567	828	4418	401.6	90	124	13	227	21-14	96-874
1988	Duke	7-3-1	11	382	1243	113.0	496	292	20	3868	24	351.6*	.589	867	5107	464.4	92	170	16	278	31-15	88-684
	Opp	--	11	513	2416	219.6	254	128	11	2010	15	182.7	.504	767	4426	402.4	118	88	10	216	22-8	72-655
1989	Duke	8-4-0	11	427	1966	178.7	439	279	20	3553	29	323.0	.636	866	5519	501.7	128	160	18	306	16-8	60-520
	Opp	--	11	478	1953	177.5	339	176	17	2529	13	229.9	.519	817	4482	407.5	113	108	12	233	16-9	64-554
1990	Duke	4-7-0	11	367	1362	123.8	416	233	19	2746	16	249.6	.560	783	4108	373.5	82	126	9	217	23-10	74-583
	Opp	--	11	559	2576	234.2	242	133	14	1565	12	142.3	.550	801	4141	376.5	133	63	10	206	14-4	58-458
1991	Duke	4-6-1	11	334	919	83.5	450	236	16	2887	20	262.5	.524	784	3806	346.0	72	128	11	211	21-15	49-423
	Opp	--	11	498	2077	188.8	298	170	17	2137	13	194.3	.570	796	4214	383.1	106	98	7	211	21-15	57-514
1992	Duke	2-9-0	11	412	1315	119.5	395	209	19	2670	15	242.7	.529	807	3985	362.3	79	122	16	217	26-14	59-516
	Opp	--	11	503	2136	194.2	296	175	10	2360	17	214.5	.591	799	4496	408.7	114	95	8	217	21-11	80-621
1993	Duke	3-8-0	11	343	1167	106.1	478	250	19	3011	14	273.7	.523	821	4178	379.8	74	151	12	237	17-9	75-671
	Opp	--	11	487	2235	203.2	291	194	13	2624	22	203.2	.667	778	4859	441.7	122	122	7	251	17-11	84-681
1994	Duke	8-4-0	11	435	1636	148.7	367	216	9	2468	19	224.4	.589	802	4104	373.1	92	123	13	228	13-4	87-694
	Opp	--	11	412	1410	128.2	376	199	17	2798	17	254.4	.529	788	4208	382.5	94	108	20	222	31-12	80-630
1995	Duke	3-8-0	11	341	1181	107.4	448	261	14	2718	12	247.1	.583	789	3899	354.5	77	120	12	209	15-11	65-549
	Opp	--	11	543	2956	268.7	326	200	12	2392	21	217.5	.613	869	5348	486.2	147	105	11	263	23-15	66-530
1996	Duke	0-11-0	11	400	1144	104.0	349	186	12	2061	11	187.4	.533	749	3205	291.4	79	94	19	192	29-20	50-423
	Opp	--	11	511	2280	207.3	262	148	5	2188	16	198.9	.565	773	4468	406.2	116	88	10	214	18-10	89-731
1997	Duke	2-9-0	11	401	1387	126.1	332	164	19	1992	13	181.1	.494	733	3379	307.2	76	85	12	173	17-9	59-487
	Opp	--	11	492	2088	189.8	275	164	10	2414	15	219.5	.596	772	4502	409.3	110	96	7	213	20-11	88-686
1998	Duke	4-7-0	11	481	1615	146.8	365	177	14	2119	9	192.6	.485	847	3728	338.9	91	96	12	199	28-12	80-738
	Opp	--	11	404	1716	156.0	329	163	8	2116	17	192.4	.495	661	3832	348.4	81	89	14	184	26-8	72-673
1999	Duke	3-8-0	11	366	810	73.7	421	196	22	2584	11	234.9	.466	787	3394	308.5	53	119	12	184	20-8	76-637
	Opp	--	11	467	1992	181.1	374	212	16	2653	21	241.2	.567	841	4645	422.3	110	109	16	235	15-8	73-667
2000	Duke	0-11-0	11	375	906	82.4	401	195	22	2183	8	198.5	.486	776	3089	280.8	61	96	24	181	22-6	104-817
	Opp	--	11	439	2039	185.4	344	219	8	2996	21	272.4	.637	783	5035	457.7	99	131	15	245	18-7	104-916
2001	Duke	0-11-0	11	418	1243	113.0	406	195	19	2543	12	231.2	.480	824	3786	344.2	80	109	18	207	21-11	73-584
	Opp	--	11	494	2702	245.6	329	201	7	2710	25	246.4	.611	823	5412	492.2	128	108	13	249	16-9	83-756
2002	Duke	2-10-0	12	487	1901	158.4	385	206	13	2399	18	199.9	.535	872	4300	358.3	106	99	15	220	21-10	65-532
	Opp	--	12	425	1446	120.5	407	245	12	3056	18	254.7	.602	832	4502	375.2	85	125	25	235	23-13	87-726
2003	Duke	4-8-0	12	546	2065	172.1	359	176	8	2051	8	170.9	.490	905	4116	343.0	123	99	17	239	17-9	72-535
	Opp	--	12	430	1896	158.0	351	207	11	2603	15	216.9	.590	781	4499	374.9	97	117	9	223	18-1	

Year	Team	Record	INTs			Punts			BK	Avg	Punt Ret.			Kick Ret.			Scoring					Pts
			G	No	Yds	No	Yds	No			Yds	Avg	No	Yds	Avg	No	Yds	Avg	TD	PATA-M	FGA	
1978	Duke	4-7-0	11	14	92	64	2494	-	39.0	31	190	6.1	40	864	21.6	13	7-5	11	7	108		
	Opp	--	11	20	161	56	2257	-	40.3	31	243	7.8	25	430	17.2	30	28-27	23	12	247		
1979	Duke	2-8-1	11	15	133	82	3064	0	37.4	27	141	5.2	40	806	20.2	19	18-17	12	7	152		
	Opp	--	11	21	224	60	2233	-	37.2	28	165	5.9	27	529	19.6	34	33-32	12	8	264		
1980	Duke	2-9-0	11	13	221	65	2685	0	41.3	32	241	7.5	38	841	22.1	28	28-28	10	6	214		
	Opp	--	11	31	328	63	2490	-	39.5	33	272	8.2	36	760	21.1	37	33-32	17	12	296		
1981	Duke	6-5-0	11	19	147	62	2353	0	38.0	35	176	5.0	27	504	18.7	24	23-22	21	12	210		
	Opp	--	11	21	155	72	2721	-	37.8	32	242	7.6	36	687	19.1	30	26-25	11	7	230		
1982	Duke	6-5-0	11	13	170	46	1899	0	41.3	16	56	3.5	31	598	19.3	40	35-30	22	11	307		
	Opp	--	11	16	163	50	1919	-	38.4	17	100	5.8	45	979	21.7	38	34-34	16	8	290		
1983	Duke	3-8-0	11	13	99	55	2397	0	43.6	24	200	8.3	32	637	19.9	31	28-26	18	10	246		
	Opp	--	11	13	165	53	2176	-	41.1	24	174	7.2	37	887	24.0	46	43-40	14	10	350		
1984	Duke	2-9-0	11	11	51	63	2451	1	39.1	21	198	9.4	43	873	20.3	13	9-9	16	13	128		
	Opp	--	11	19	268	48	1939	-	40.4	38	303	8.0	20	456	22.8	37	36-34	25	15	301		
1985	Duke	4-7-0	11	13	95	55	2178	1	39.6	15	155	10.3	40	801	20.0	26	23-19	16	6	193		
	Opp	--	11	18	196	52	1999	-	38.4	24	158	6.6	30	784	26.1	31	29-28	18	14	252		
1986	Duke	4-7-0	11	8	55	57	2257	-	39.6	19	135	7.1	51	777	15.2	25	19-14	13	10	200		
	Opp	--	11	16	164	45	1664	-	37.0	30	209	7.0	40	750	18.8	34	32-31	19	15	284		
1987	Duke	5-6-0	11	16	154	51	1909	2	37.4	25	148	5.9	41	783	19.1	37	36-34	22	15	301		
	Opp	--	11	20	176	50	1913	-	38.3	15	188	12.5	56	1168	20.9	31	28-24	15	9	243		
1988	Duke	7-3-1	11	11	100	40	1560	0	39.0	35	177	5.1	47	995	21.2	41	35-34	16	12	324		
	Opp	--	11	20	132	55	2118	-	38.5	19	177	9.3	55	1191	21.7	45	35-35	10	5	324		
1989	Duke	8-4-0	11	17	164	32	1030	1	32.2	21	96	4.6	44	904	20.5	48	40-37	16	9	356		
	Opp	--	11	20	181	46	1794	0	39.0	12	138	11.5	62	1312	21.2	36	31-31	15	11	286		
1990	Duke	4-7-0	11	14	103	57	1991	1	34.9	21	211	10.0	49	1166	23.8	30	28-26	13	10	240		
	Opp	--	11	19	135	52	2019	-	38.8	30	274	9.1	38	821	21.6	36	33-31	21	16	295		
1991	Duke	4-6-1	11	17	201	60	2193	-	36.6	20	147	7.4	45	916	20.4	30	29-28	12	7	231		
	Opp	--	11	13	155	48	1886	-	39.3	22	134	6.1	31	642	20.7	35	29-27	18	13	280		
1992	Duke	2-9-0	11	9	157	58	2269	2	39.1	31	352	11.4	55	1271	23.1	35	32-32	16	7	265		
	Opp	--	11	18	258	59	2150	1	36.4	35	398	11.4	33	763	23.1	46	42-41	15	8	343		
1993	Duke	3-8-0	11	13	86	51	2018	1	38.8	17	150	8.8	49	947	19.3	27	23-21	17	9	214		
	Opp	--	11	18	73	45	1658	1	36.8	30	442	14.7	29	616	21.2	48	42-31	12	7	349		
1994	Duke	8-4-0	11	17	200	62	2587	1	41.7	26	300	11.2	36	685	19.0	46	45-41	22	13	360		
	Opp	--	11	9	18	65	2345	4	36.1	27	184	6.8	56	1304	23.3	32	25-22	13	9	247		
1995	Duke	3-8-0	11	12	95	65	2685	0	41.3	21	183	8.7	55	1201	21.8	34	33-32	18	14	282		
	Opp	--	11	11	80	50	1720	1	34.4	32	262	8.2	38	901	23.7	51	43-35	18	13	386		
1996	Duke	0-11-0	11	5	22	63	2767	1	43.9	19	110	5.8	54	944	17.5	19	18-15	15	9	162		
	Opp	--	11	12	92	51	1959	1	38.4	33	526	15.9	38	738	19.4	47	43-38	25	19	379		
1997	Duke	2-9-0	11	10	124	63	2528	1	40.1	22	191	8.7	48	969	20.2	25	23-23	20	16	223		
	Opp	--	11	19	213	49	1871	1	38.2	31	256	8.3	40	859	21.5	42	40-36	26	17	341		
1998	Duke	4-7-0	11	8	66	74	2952	1	39.9	21	168	8.0	42	899	21.4	25	23-23	27	20	229		
	Opp	--	11	14	161	72	2802	6	38.9	33	420	12.7	42	830	19.8	40	38-37	20	14	319		
1999	Duke	3-8-0	11	16	167	75	3125	2	41.7	26	264	10.2	39	916	23.5	25	24-23	21	14	217		
	Opp	--	11	22	237	59	2503	1	42.4	35	252	7.2	38	853	22.4	43	41-40	28	21	363		
2000	Duke	0-11-0	11	8	61	78	3514	1	45.1	21	166	7.9	53	1183	22.3	19	19-16	12	7	155		
	Opp	--	11	22	246	54	2163	1	40.1	35	429	12.3	25	522	20.9	55	55-54	18	15	430		
2001	Duke	0-11-0	11	7	36	71	2628	2	37.0	24	346	14.4	56	1162	20.8	28	26-24	9	6	212		
	Opp	--	11	19	266	48	1851	1	38.6	47	462	9.8	22	558	25.4	65	64-62	15	13	491		
2002	Duke	2-10-0	12	12	82	70	2651	1	37.9	32	187	5.8	40	685	17.1	27	21-24	27	14	227		
	Opp	--	12	13	132	59	2299	2	39.0	42	378	9.0	31	771	24.9	44	42-39	22	16	353		
2003	Duke	4-8-0	12	11	67	70	2754	0	39.3	33	178	5.4	41	943	23.0	25	20-22	21	13	211		
	Opp	--	12	8	197	59	2464	1	41.8	38	307	8.1	28	576	20.6	43	41-42	17	14	343		
2004	Duke	2-9-0	11	15	246	67	2580	6	38.5	14	77	5.5	51	1101	21.6	21	19-18	19	13	183		
	Opp	--	11	11	149	41	1614	2	39.4	36	223	6.2	39	594	15.2	37	37-34	26	22	322		
2005	Duke	1-10-0	11	9	74	76	3144	3	41.4	25	159	6.4	50	1089	21.8	22	21-20	10	7	177		
	Opp	--	11	17	152	45	1755	1	39.0	42	430	10.2	32	600	18.8	54	54-54	15	10	408		
2006	Duke	0-12-0	12	10	184	68	2485	4	36.5	21	107	5.1	55	1281	23.3	24	20-15	11	4	179		
	Opp	--	12	17	219	46	1864	7	40.5	37	396	10.7	24	452	18.8	54	53-50	15	10	406		
2007	Duke	1-11-0	12	11	68	80	2979	4	37.2	17	118	6.9	70	1462	20.9	29	22-20	11	3	215		
	Opp	--	12	10	140	50	1906	1	38.1	27	254	9.4	39	767	19.7	48	45-42	27	20	398		
2008	Duke	4-8-0	12	15	151	74	2904	2	39.2	23	127	5.5	41	887	21.6	29	28-28	18	13	241		
	Opp	--	12	12	104	62	2352	1	37.9	35	201	5.7	47	1033	22.0	35	34-34	15	11	281		
2009	Duke	5-7-0	12	8	162	61	2347	3	38.5	19	117	6.2	62	1375	22.2	35	33-33	24	19	302		
	Opp	--	12	10	312	54	2121	2	39.3	31	243	7.8	56	1246	22.2	42	41-40	18	16	340		

THE LAST TIME

TEAM	
90+ points	96, vs. Furman, 11-14-1891
70+ points	76, Boque Field, 9-29-1945
60+ points	67, Richmond, 9-24-1949
50+ points	51, at Wake Forest, 10-22-1994
40+ points	49, N.C. State, 10-10-2009
Three straight games with 40+ points	
Camp Lejeune (40), Richmond (61), N.C. Pre-Flight (42), 1943	
500+ rushing yards	614, at Davidson, 11-8-1941
400-499 rushing yards	432, at Wake Forest, 11-7-1981
300-399 rushing yards	324, at Wake Forest, 10-22-1994
200-299 rushing yards	233, vs. N.C. Central, 9-26-2009
400+ passing yards	459, at N.C. State, 10-10-2009
300-399 passing yards	387, vs. Wake Forest, 11-28-2009
Five passing TDs	at N.C. State, 10-10-2009
Six passing TDs	vs. Georgia Tech, 10-31-1987
700+ total offensive yards	706 (261 rush; 445 pass), vs. Wake Forest, 11-6-1982
600-699 total offensive yards	
610 (121 rush; 489 pass), vs. Georgia Tech, 11-15-1997	
500-599 total offensive yards	
502 (43 rush; 459 pass), at N.C. State, 10-10-2009	
200+ yards rushing & passing	
233 Rush & 254 pass, vs. N.C. Central, 9-26-2009	
Zero sacks allowed	vs. Wake Forest, 11-28-2009
Score on first offensive play	
Mike Schneider, 1-yard run vs. The Citadel, 10-2-2004	
Win on final play of regulation	
Matt Brooks, 53-yard field goal vs. Clemson, 11-13-2004	
Record a safety	Team safety vs. Richmond, 9-5-2009
Force 4 turnovers	at N.C. State (2 INT & 2 fumbles), 10-10-2009
Force 5 turnovers	
at Virginia Tech (3 INT & 2 fumbles), 11-22-2008	
Force 6 turnovers	vs. Virginia (4 INT & 2 fumbles), 9-27-2008
Score a defensive TD	at Virginia (fumble return), 10-31-2009
Intercept 3 passes	at Virginia Tech, 11-22-2008
Intercept 4 passes	vs. Virginia, 9-27-2008
Return two punts for TD	
George Gawdun (47 yards) & Earl Cook (35 yards), vs. Navy, 10-1-1977	
Record shutout	at North Carolina (41-0), 11-18-1989
Hold opponent to less than 100 rushing yards	
vs. Virginia (28-89), 10-31-2009	
Hold opponent to less than 50 rushing yards	
vs. Miami (26-30), 10-21-2006	
Hold opponent to less than 10 rushing yards	
vs. Western Carolina (19-4), 9-6-2003	
Hold opponent to less than 100 passing yards	
vs. James Madison (4-11, 51 yards), 8-30-2008	
Hold opponent to less than 50 passing yards	
vs. Navy (2-5, 32 yards), 11-4-2006	
Hold opponent to less than 300 total offensive yards	
vs. Virginia (196: 89 rush & 107 pass), 10-31-2009	
Hold opponent to less than 200 total offensive yards	
vs. Virginia (196: 89 rush & 107 pass), 9-26-2009	
Scor on 3 consecutive possessions	
at Virginia (twice) (3 FG; 2 TD & 1 FG), 10-31-2009	
Score on 4 straight possessions	
at Wake Forest (3 TD & 1 FG), 11-1-2008	
Scored TD via offense, defense & special teams	
vs. Maryland (pass, interception & kickoff return), 9-25-2004	
Play a two-overtime Game	
at Virginia (W, 24-17), 10-9-1999	
Play a one-overtime Game	
at Wake Forest (L, 30-33), 11-1-2008	

INDIVIDUAL	
200+ rushing yards	
Chris Douglas (30-218) vs. Georgia Tech, 11-8-2003	
100-199 rushing yards	
Desmond Scott (16-100) vs. N.C. Central, 9-26-2009	
Four rushing TDs	
Justin Boyle, vs. Vanderbilt, 11-4-2006	
Three rushing TDs	
Spencer Romine, vs. Ga. Tech, 10-16-1999	
Two rushing TDs	
Clifford Harris, vs. James Madison, 8-30-2008	
Two players with 100+ rushing yards	
vs. North Carolina, 11-20-1982	
Mike Grayson (21-118) & Greg Boone (14-105)	
Three players with 100+ rushing yards	
at Wake Forest, 11-7-1981	
Mike Grayson (17-188), Joel Blunk (20-110) & Greg Boone (16-101)	
100 yard rusher & 100 yard receiver	
vs. Western Carolina, 9-5-1998	
B.J. Hill (121 rush) & Richmond Flowers (106 receiving)	
One player with 100 rushing & 100 receiving yards	
Roger Boone (157 rush, 138 receiving), vs. NC, 11-19-1988	
One player with 100 pass yards & 100 rush yards	
Mike Dunn (105 rush, 239 pass), vs. N.C. State, 11-12-1977	
300-399 total offensive yards	
Thaddeus Lewis (388: 1 rush & 387 pass) vs. WF, 11-28-2009	
400-499 total offensive yards	
Thaddeus Lewis (467: 8 rush & 459 pass) at N.C. State (10-10-2009)	
400-499 passing yards	
Thaddeus Lewis (459), at N.C. State, 10-10-2009	
300-399 passing yards	
Thaddeus Lewis (387), vs. Wake Forest, 11-28-2009	
Six passing TDs	
Steve Slayden, vs. Georgia Tech, 10-31-1987	
Five passing TDs	
Thaddeus Lewis, at N.C. State, 10-10-2009	
Four passing TDs	
Thaddeus Lewis, vs. Wake Forest, 10-6-2007	
Three passing TDs	
Thaddeus Lewis, vs. Wake Forest, 11-28-2009	
Four passing TDs in quarter	
David Green (4th) vs. Georgia Tech, 11-15-1997	
60+ pass attempts	
Steve Slayden (62) vs. N.C. State, 11-14-1987	
50+ pass attempts	
Thaddeus Lewis (50) at N.C. State, 10-10-2009	
40-49 pass attempts	
Thaddeus Lewis (48) vs. Wake Forest, 11-28-2009	
40-49 pass completions	
Thaddeus Lewis (40), at N.C. State, 10-10-2009	
30-39 pass completions	
Thaddeus Lewis (30), vs. Maryland, 10-24-2009	
20-29 pass completions	
Thaddeus Lewis (28), vs. Wake Forest, 11-28-2009	
15 consecutive pass completions	
Thaddeus Lewis, 9-15-2007	
10 pass receptions	
Donovan Varner (11), vs. Wake Forest, 11-28-2009	
200-299 yards receiving	
Eron Riley (235), at Navy, 9-22-2007	
100-199 yards receiving	
Donovan Varner (174), vs. Wake Forest, 11-28-2009	
Two players with 100+ receiving yards	
at Virginia, 10-31-2009	
Donovan Varner (113) & Conner Vernon (103)	
Four TD receptions	
Eron Riley, at Navy, 9-22-2007	
Three TD receptions	
Eron Riley, vs. Navy, 9-13-2008	
Two TD receptions	
Donovan Varner, vs. Wake Forest, 11-28-2009	
True freshman score in a game	
Conner Vernon (TD), at Virginia, 10-31-2009	

15+ tackles	
Michael Tauilili (20) vs. North Carolina, 11-29-2008	
Three interceptions	
Dennis Tabron, at Clemson, 10-18-1980	
Two interceptions	Leon Wright, at Army, 9-12-2009
Interception in three consecutive games	
John Talley, (Alabama, Florida State & Miami), 2006	
Return INT for TD	
Leon Wright (51 & 33), at Army, 9-12-2009	
Return two INTs for TD	
Leon Wright (51 & 33), at Army, 9-12-2009	
Force two fumbles	
Patrick Bailey, at East Carolina, 9-3-2005	
Recover two fumbles	
Greg Akinbiyi, vs. James Madison, 8-30-2008	
Return fumble for TD	
Charlie Hatcher (7 yards), at Virginia, 10-31-2009	
Return kickoff for TD	
Jabari Marshall (94 yards), vs. Connecticut, 9-1-2007	
Return punt for TD	
Ronnie Hamilton (68 yards), vs. Florida State, 9-1-2001	
Block PAT	Charlie Hatcher, at Army, 9-19-2009
Block field goal	Vincent Rey, at Virginia, 9-8-2007
Return blocked field goal for TD	
Kenneth Stanford (70 yards) vs. North Carolina, 11-20-2004	
Defensive PAT	
Lamar Grant (INT: 100 yards), vs. Maryland, 10-26-1996	
Block punt	Jordan Byas, at North Carolina, 11-7-2009
Return blocked punt for a TD	
Brian Krenzel (2 yards) at North Carolina, 11-22-1997	
Two-point PAT	
vs. Wake Forest (Lewis pass to Harris), 10-6-2007	
Six field goals	Vince Fusco, at Clemson, 10-16-1976
Five field goals	Will Snyderwine, at Virginia, 10-31-2009
Four field goals	
Will Snyderwine, vs. Virginia Tech, 10-3-2009	
Three 45+ field goals	
Sims Lenhardt (45, 53, 54), at Vanderbilt, 10-31-1998	
50+ field goal	
Will Snyderwine (51 yards), vs. Wake Forest, 11-28-2009	
80+ punt	Brian Morton (80 yards), at Clemson, 11-6-1999
70-79 punt	Spence Fischer (74 yards), vs. Georgia Tech, 9-24-1994
60-69 punt	
Kevin Jones (60 yards), vs. Georgia Tech, 10-4-2008	

OPPONENT

Safety	
(Alphonso Smith blocked punt) Wake Forest, 11-1-2008	
Return INT for TD	
(Darryl Sharpton 73 yards) Miami, 11-21-2009	
Return fumble for TD	
(Michael Ballentine 0 yards) The Citadel, 10-2-2004	
Return kickoff for TD	
(T.J. Graham 93 yards) N.C. State, 10-10-2009	
Return punt for TD	
(Brandon Tate 54 yards) North Carolina, 11-25-2006	
Return blocked field goal for TD	
(Eric King 90 yards) Wake Forest, 10-12-2002	
Defensive PAT	
(Pat Swilling 99 yard INT return) Georgia Tech, 10-28-1999	
Return blocked punt for TD	
(Jeremy Mayfield 5 yards) Richmond, 9-5-2009	
Two-point PAT	
(Skinner pass to Boldin) Wake Forest, 11-1-2008	

2010 OPPONENT SPORTS INFORMATION DIRECTORY

Elon

Football Contact	Chris Rash
E-mail	crash@elon.edu
Office Phone	(336) 278-6712
Cell Phone	(336) 263-4737
Office Fax	(336) 278-6768
Website	www.elonphoenix.com

Wake Forest

Football Contact	Steve Shutt
E-mail	shuttsj@wfu.edu
Office Phone	(336) 758-5640
Cell Phone	(336) 970-7512
Office Fax	(336) 758-5140
Website	www.wakeforestsports.com

Alabama

Football Contact	Jeff Purinton
E-mail	jpurinton@ia.ua.edu
Office Phone	(205) 348-6084
Cell Phone	(205) 535-6889
Office Fax	(205) 348-8841
Website	www.rolltide.com

Army

Football Contact	Bob Beretta
E-mail	robert.beretta@usma.edu
Office Phone	(845) 938-3303
Cell Phone	(914) 490-5043
Office Fax	(845) 446-2556
Website	www.goarmysports.com

Maryland

Football Contact	Shawn Nestor
E-mail	snestor@umd.edu
Office Phone	(301) 314-7065
Cell Phone	(240) 417-4862
Office Fax	(301) 314-9094
Website	www.umterps.com

Miami (Fla.)

Football Contact	Kerwin Lonzo
E-mail	klonzo@miami.edu
Office Phone	(305) 284-3244
Cell Phone	(305) 301-8490
Office Fax	(305) 284-2807
Website	www.hurricanesports.com

Virginia Tech

Football Contact	Dave Smith
E-mail	vtsid@vt.edu
Office Phone	(540) 231-6726
Cell Phone	(540) 998-5905
Office Fax	(540) 231-6984
Website	www.hokiesports.com

Navy

Football Contact	Scott Strasemeier
E-mail	sstrasem@usna.edu
Office Phone	(410) 293-8775
Cell Phone	(443) 336-9023
Office Fax	(410) 293-8954
Website	www.navysports.com

Virginia

Football Contact	Jim Daves
E-mail	jimdaves@virginia.edu
Office Phone	(434) 243-2467
Cell Phone	(434) 962-7668
Office Fax	(434) 982-5525
Website	www.virginiaspports.com

Boston College

Football Contact	Chris Cameron
E-mail	cameroch@bc.edu
Office Phone	(617) 552-3004
Cell Phone	(617) 553-0264
Office Fax	(617) 552-4903
Website	www.bceagles.com

Georgia Tech

Football Contact	Dean Buchan
E-mail	dbuchan@athletics.gatech.edu
Office Phone	(404) 894-5445
Cell Phone	(404) 295-8703
Office Fax	(404) 894-1248
Website	www.ramblinwreck.com

North Carolina

Football Contact	Kevin Best
E-mail	kevinbest@unc.edu
Office Phone	(919) 962-8916
Cell Phone	(919) 619-7020
Office Fax	(919) 962-0612
Website	www.tarheelblue.com

NON-OPPONENT ACC SCHOOLS

Clemson

Football Contact	Tim Bourret
E-mail	btimoth@clemson.edu
Office Phone	(864) 656-1926
Cell Phone	(864) 356-3791
Office Fax	(864) 656-0299
Website	www.clemsonigers.com

Florida State

Football Contact	Bob Thomas
E-mail	btomas2@fsu.edu
Office Phone	(850) 644-0615
Cell Phone	(850) 766-2228
Office Fax	(850) 644-3820
Website	www.seminoles.com

N.C. State

Football Contact	Annabelle Myers
E-mail	annabelle_myers@ncsu.edu
Office Phone	(919) 515-2102
Cell Phone	(919) 819-8302
Office Fax	(919) 515-2898
Website	www.gopack.com

ACC OFFICE

Football Contact	Mike Finn
E-mail	mfinn@theacc.org
Office Phone	(336) 851-6062
Cell Phone	(336) 337-4894
Office Fax	(336) 854-8797
Website	www.theacc.com

2010 ACC Football Schedule

2010 Team Schedules	4-Sep	11-Sep	18-Sep	25-Sep	2-Oct	9-Oct	16-Oct	23-Oct	30-Oct	6-Nov	13-Nov	20-Nov	27-Nov
ACC - Atlantic Division													
Boston College	Weber State	Kent State	OPEN	Virginia Tech	Notre Dame	@NC State	@Florida State	Maryland	Clemson	@Wake Forest	@Duke	Virginia	@Syracuse
Clemson	North Texas	Presbyterian	@Auburn	OPEN	Miami	@North Carolina	Maryland	Georgia Tech	@Boston College	NC State	@Florida State	@Wake Forest	South Carolina
Florida State	Samford	@Oklahoma	BYU	Wake Forest	@Virginia	@Miami	Boston College	OPEN	@NC State (10/28)	North Carolina	Clemson	@Maryland	Florida
Maryland	vs. Navy (9/6)	Morgan State	@West Virginia	Florida International	Duke	OPEN	@Clemson	@Boston College	Wake Forest	@Miami	@Virginia	Florida State	NC State
NC State	Western Carolina	@UCF	Cincinnati (9/16)	@Georgia Tech	Virginia Tech	Boston College	@East Carolina	OPEN	Florida State (10/28)	@Clemson	Wake Forest	@North Carolina	@Maryland
Wake Forest	Presbyterian (9/2)	Duke	@Stanford	@Florida State	Georgia Tech	Navy	@Virginia Tech	OPEN	@Maryland	Boston College	@NC State	Clemson	@Vanderbilt
ACC - Coastal Division													
Duke	Elon	@Wake Forest	Alabama	Army	@Maryland	OPEN	Miami	@Virginia Tech	@Navy	Virginia	Boston College	@Georgia Tech	North Carolina
Georgia Tech	South Carolina State	@Kansas	@North Carolina	NC State	@Wake Forest	Virginia	Middle Tennessee	@Clemson	OPEN	@Virginia Tech (11/4)	Miami	Duke	@Georgia
Miami	Florida A&M (9/2)	@Ohio State	OPEN	@Pittsburgh (9/23)	@Clemson	Florida State	@Duke	North Carolina	@Virginia	Maryland	@Georgia Tech	Virginia Tech	South Florida
North Carolina	vs. LSU	OPEN	Georgia Tech	@Rutgers	East Carolina	Clemson	@Virginia	@Miami	William & Mary	@Florida State	Virginia Tech	NC State	@Duke
Virginia	Richmond	@USC	OPEN	VMI	Florida State	@Georgia Tech	North Carolina	Eastern Michigan	Miami	@Duke	Maryland	@Boston College	@Virginia Tech
Virginia Tech	vs. Boise State (9/6)	James Madison	East Carolina	@Boston College	@NC State	Central Michigan	Wake Forest	Duke	OPEN	Georgia Tech (11/4)	@North Carolina	@Miami	Virginia